CITIZENS BANK

COMMUNITY REINVESTMENT ACT PUBLIC FILE

2022

Table of Content

Section 1: Written Comments

Section 2: CRA Performance Evaluations

Section 3: Branch Locations & Geographies

Section 4: Branch Opening & Closings

Section 5: Services

Section 6: Assessment Area Maps

Section 7(1): CRA Disclosure Statements

Section 7 (2): Modified HMDA LARs

SECTION 1

WRITTEN COMMENTS

Written Comments received from the public:

2020 – None

2021 – None

2022-None

SECTION 2

CRA PERFORMANCE EVALLUATIONS

PUBLIC DISCLOSURE

July 28, 2015

COMMUNITY REINVESTMENT ACT PERFORMANCE EVALUATION

Citizens Bank of Lafayette
Certificate Number: 1711

400 Highway 52 By-Pass West
Lafayette, Tennessee 37083

Federal Deposit Insurance Corporation
Division of Depositor and Consumer Protection
Dallas Region – Memphis Area Office

6060 Primacy Parkway, Suite 300
Memphis, Tennessee 38119

This document is an evaluation of this institution's record of meeting the credit needs of its entire community, including low- and moderate-income neighborhoods, consistent with safe and sound operation of the institution. This evaluation is not, nor should it be construed as, an assessment of the financial condition of this institution. The rating assigned to this institution does not represent an analysis, conclusion, or opinion of the federal financial supervisory agency concerning the safety and soundness of this financial institution.

TABLE OF CONTENTS

Institution's CRA Rating 1

Scope of Evaluation 2

Description of Institution 4

Description of Assessment Areas 6

Conclusions with Respect to Performance Tests
- a. Lending Test 11
- b. Investment Test 20
- c. Service Test 22
- d. Discriminatory or Other Illegal Credit Practices Review 26

Appendices
- a. Glossary 27
- b. Large Bank Performance Criteria 33
- c. Scope Tables 35
- d. Data Tables 36

INSTITUTION'S CRA RATING

INSTITUTION'S CRA RATING: This institution is rated **Satisfactory**.

The following table indicates the performance level of Citizens Bank of Lafayette with respect to the Lending, Investment, and Service Tests.

PERFORMANCE LEVELS	CITIZENS BANK OF LAFAYETTE		
	PERFORMANCE TESTS		
	Lending Test*	Investment Test	Service Test
Outstanding		X	
High Satisfactory	X		X
Low Satisfactory			
Needs to Improve			
Substantial Noncompliance			

**Note – The Lending Test is weighted more heavily than the Investment and Service Tests when arriving at an overall rating.*

The following points summarize the major factors supporting the institution's rating:

Lending Test

- Lending levels reflect good responsiveness to assessment area credit needs.
- A high percentage of loans are made in the institutions' assessments areas.
- The geographic distribution of loans reflects excellent penetration throughout the assessment areas.
- Overall, the distribution of borrowers reflects, given the product lines offered by the institution, excellent penetration among retail customers of different income levels and businesses (including farms) of different sizes.
- The institution has made an adequate level of community development loans.
- The institution uses innovative and/or flexible lending practices in order to serve assessment area credit needs. The bank's willingness to extend a large number of small dollar loans received favorable CRA credit.

Investment Test

- The institution has an excellent level of qualified community development investment and grants.
- The institution exhibits good responsiveness to credit and community economic development needs.
- The institution occasionally uses innovative and/or complex investments to support community development initiatives.

- The institution used an adequate degree of investments not routinely provided by private investors.

Service Test

- The institution exhibited an excellent record regarding its retail banking services.
- The institution provides an adequate level of community development services.

SCOPE OF EVALUATION

General Information

This evaluation covers the period from the prior evaluation dated December 10, 2012, to the current evaluation dated July 28, 2015. While the bank met the asset threshold to be evaluated as an Intermediate Small Bank, management collected and reported CRA data since the last evaluation and has elected to be evaluated as a Large Bank. To assess performance, examiners applied the CRA Large Bank tests: Lending Test, Investment Test, and Service Test.

Multiple Assessment Areas

As seen in the table below, the bank generated the greatest dollar volume of loan activity in the Nashville MSA Assessment Area (Nashville MSA AA). The bank only operates in the State of Tennessee. Generally, when arriving at applicable conclusions for the institution as a whole, examiners weighted each assessment area's performance according to its relative loan percentage noted in the below table. Consequently, examiners performed full-scope procedures for the Nashville MSA AA and weighted performance in this area more heavily, according to the relative loan percentage, when arriving at overall conclusions and ratings. The Non-MSA was reviewed using limited-scope procedures.

Assessment Area Breakdown of Loans, Deposits, and Branches						
Assessment Area	Loans		Deposits		Offices *	
	$(000s)	%	$(000s)	%	#	%
Nashville MSA AA	46,270	75.9	297,268	55.9	9	60.0
TN Non-MSA AA	14,729	24.1	235,036	44.1	6	40.0
Total	**$60,999**	**100.0**	**$532,304**	**100.0**	**15**	100.0

*Source: Bank Records; HMDA & CRA Data (2013-2014); FDIC Summary of Deposits (6/30/2014) *Offices exclude 5 recently acquired Traders Bank branches.*

Lending Test

Loan Product Choice

CRA Large Bank procedures require examiners to consider a bank's reported home mortgage, small business, and small farm loans for the previous 24 to 36 months, as well as all reported community development loans granted since the prior evaluation. Consequently, this evaluation considered the following loans reported either to Home Mortgage Disclosure Act or CRA data collection reporting requirements:

Home Mortgage Loans

- 2013: 281 loans totaling $18,882,000
- 2014: 274 loans totaling $23,613,000

Small Business Loans

- 2013: 201 loans totaling $7,588,000
- 2014: 254 loans totaling $14,248,000

Small Farm Loans

- 2013: 248 loans totaling $9,477,000
- 2014: 261 loans totaling $11,501,000

Community Development Loans

- 2013: 8 loans totaling $2,573,436
- 2014: 9 loans totaling $3,810,533
- January-June 2015: 5 loans totaling $3,314,150

Loan Product Weighting

When weighing the loan products' effect on applicable conclusions other than the Community Development Lending factor, examiners evaluated home mortgage, small business, and small farm loans relative to volume of lending over the review period.

As seen in the following table, the lending emphasis of reportable loans reflects an emphasis on home mortgage lending. This emphasis reflects a relatively similar pattern with the other years considered. Because of the bank's lending concentrations, examiners gave the most weight to the bank's home mortgage lending, with less weight on small farm lending and small business lending when arriving at conclusions.

Loans Reported				
Loan Type	**Dollar Amount $(000)**	**Percent %**	**Number**	**Percent %**
Home Mortgage	42,495	49.8	555	36.5
Small Business	21,836	25.6	455	30.0
Small Farm	20,978	24.6	509	33.5
Total Loans	**85,309**	**100.0**	**1,519**	**100.0**

Source: Bank records (1/1/2013 – 12/31/14).

Since no trends exist that materially affect conclusions and ratings, the remainder of this evaluation only presents and discusses information for 2013, the most recent year for which aggregate data exists as of the evaluation date.

The following table shows gross loan activity for 2014. As seen, based on all loans originated, the bank's lending emphasis shows a similar concentration to that noted for reported loans since residential loans at 32.8 percent by dollar volume constitutes the primary loan type, while commercial loans at 23.7 percent by dollar volume and agricultural loans at 14.7 percent by dollar volume represent a secondary lending emphasis.

Loans Originated or Purchased				
Loan Type	**Dollar Amount $(000)**	**Percent %**	**Number**	**Percent %**
Construction and Land Development	5,802	6.3	82	1.5
Secured by Farmland	9,330	10.1	69	1.2
1-4 Family Residential	26,609	28.9	398	7.1
Multi-Family Residential	3,600	3.9	4	0.1
Commercial Real Estate	14,677	15.9	64	1.2
Total Real Estate	***60,018***	***65.1***	***617***	***11.1***
Agricultural Production	4,245	4.6	109	1.9
Commercial and Industrial	7,206	7.8	153	2.7
Consumer Purpose	19,678	21.3	4,692	84.2
Other Loans	1,125	1.2	3	0.1
Gross Loans	**92,272**	**100.0**	**5,574**	**100.0**

Source: Bank records (1/1/2014-12/31/2014).

Examiners also considered the institution's small dollar loan program when evaluating performance. For institutions evaluated pursuant to Large Bank performance criteria these loans are considered under the *Innovative and Flexible Lending Practices* component.

Investment and Service Tests

The scope of this evaluation also encompassed all qualified investments either purchased prior to but still outstanding as of this evaluation date or purchased since the prior evaluation. It also includes all community development services performed since the previous evaluation.

DESCRIPTION OF INSTITUTION

Background

Citizens Bank is headquartered in Lafayette, Tennessee, and operates in Middle Tennessee in Bedford, Clay, Coffee, DeKalb, Franklin, Jackson, Macon, Smith, Sumner, and Wilson Counties. Citizens Bank is wholly-owned by Citizens Bancorp Investment, Inc., a one-bank holding company headquartered in Lafayette, Tennessee. The holding company also wholly owns Town and Country Finance Company, Citizens Insurance Services, and Liberty Insurance Company. The institution received a "Satisfactory" rating at its previous FDIC Performance Evaluation dated December 10, 2012 based on Large Bank Evaluation Procedures.

Operations

Citizens Bank operates 20 offices and 16 automated teller machines (ATMs) which are located in 10 counties in Middle Tennessee. On December 13, 2013, former affiliate Liberty State Bank (Liberty, Tennessee) was merged and consolidated into Citizens Bank of Lafayette, adding 5 branches in DeKalb and Wilson Counties. The bank began collecting CRA data from the former Liberty State Bank branches as of January 1, 2014. Therefore, starting in 2014, the bank's

activity includes data from the former Liberty State Bank branches.[1] On April 20, 2015, Traders Bank (Tullahoma, Tennessee) was also merged and consolidated into Citizens Bank, adding 5 branches in Bedford, Coffee, and Franklin Counties. The activity from the former Traders Bank branches will not be included in this evaluation. There have otherwise been no office openings or closings since the last evaluation.

The main office and three branches are located in Macon County, one office is in Bedford County, two offices are in Clay County, three offices are in Coffee County, three offices are in DeKalb County, one office is in Franklin County, one office is in Jackson County, two offices are in Smith County, one office is in Sumner County, and two offices are in Wilson County.

The main office in Lafayette, which is the county seat of Macon County, is located 70 miles northeast of Nashville, Tennessee. Nine of the bank's offices are located in the Nashville-Davidson-Murfreesboro TN MSA, and the remaining 11 offices are located in the non-metropolitan portion of the state (which includes 5 branches in the non-metropolitan area which are the result of the recent acquisition of Traders Bank). Fifteen of the bank's ATMs are located at bank offices, while one is located offsite in Gordonsville, Tennessee.

Citizens Bank offers a full line of loan products, deposit accounts, and other financial services, including a Web site (www.citizens-bank.org). It also offers hours and days of service consistent with area and industry norms.

Ability & Capacity

Assets totaled approximately $673 million as of March 31, 2015, and included net loans of $314 million and securities totaling $283 million. The mix of loans outstanding is illustrated in the table on the following page.

Since the last evaluation, total assets increased 43.6 percent, total deposits increased 43.5 percent, and net loans increased 37.2 percent. On an annualized basis, the institution's growth rates on average per year are: assets grew 17.6 percent, deposits grew 17.2 percent per year, and net loans grew 14.1 percent. Most of the growth is attributed to the acquisition of Liberty State Bank in December of 2013. As of March 31, 2015, the bank reported a Return on Average Assets of 1.1 percent and a Tier 1 Leverage Capital Ratio of 8.9 percent.

[1] The former Liberty Bank was a HMDA reporter prior to the merger with Citizens Bank, so 2013 HMDA data in this evaluation includes the HMDA lending for the former Liberty Bank as well.

Loan Distribution as of March 31, 2015		
Loan Type	**Dollar Amount (000)**	**Percent of Total Loans (%)**
Construction and Land Development	6,638	2.1
Secured by Farmland	36,412	11.4
1-4 Family Residential	128,043	40.0
Multifamily (5 or more) Residential	12,653	4.0
Commercial Real Estate	66,871	20.9
Total Real Estate Loans	**250,617**	**78.4**
Agricultural Production	5,576	1.7
Commercial and Industrial	19,620	6.1
Loans to Individuals (Consumer)	36,037	11.3
State and Political Subdivision Obligations	5,176	1.6
Other	3,307	1.0
Less: Unearned Income	(190)	(0.1)
Total Loans	**$320,143**	**100.0%**

Based on the information discussed in this section, as well as other regulatory data, the institution's financial condition, size, product offerings, prior performance, and status of any legal impediments did not affect its ability to meet assessment area credit needs.

DESCRIPTION OF ASSESSMENT AREAS

The CRA requires each financial institution to define one or more assessment area within which its CRA performance will be evaluated. Citizens Bank designated two assessment areas: (1) portions of the Nashville MSA; and (2) Non-MSA assessment area. The bank's combined assessment areas totals 27 census tracts: 12 moderate-income and 15 middle-income tracts. There are no low- or upper- income tracts. Both areas conform to the CRA regulatory requirements and do not arbitrarily exclude low- or moderate- income areas. The following discussions provide information on the individual assessment areas

Nashville MSA Assessment Area

The Nashville MSA AA consists of all of Macon and Smith Counties and those census tracts in Sumner and Wilson Counties that are near the bank's offices. This AA is includes only a portion of the Nashville MSA counties. These 17 tracts reflect the following income designations according to the 2010 U.S. Census: 11 moderate-income and 6 middle-income census tracts.

As seen in the following table, Citizens Bank operates 9 offices in this assessment area, with 7 of them located in moderate-income census tracts. As mentioned previously, a majority of the bank's loans, deposits, and branches are in this assessment area.

Branch Distribution – Portion of Nashville, Tennessee MSA AA State #: 47 MSA #: 34980				
Office Name	Office Type	Census Tract	CT Income Level	Opened or Closed Since Last Examination
Macon County (111):				
Lafayette Main Office	Main Office	9702.00	Moderate	No
Lafayette Public Square	Full Service	9703.00	Moderate	No
Lafayette Scottsville Road	Full Service	9703.00	Moderate	No
Red Boiling Springs	Full Service	9701.00	Moderate	No
Smith County (159):				
Carthage Main Branch	Full Service	9751.00	Moderate	No
Carthage Highway 25	Full Service	9751.00	Moderate	No
Sumner County (165):				
Westmoreland	Full Service	0201.01	Middle	No
Wilson County (189):				
Lebanon N. Cumberland	Full Service	0307.00	Moderate	(1)
Lebanon West Main	Full Service	0306.00	Middle	(1)

Source: Internal Bank Data and 2010 U.S. Census.
(1) These offices were acquired as part of the purchase of Liberty State Bank, Liberty, TN, that was effective on December 13, 2013.

Demographic and Economic Data

As of the 2010 U.S. Census, the Nashville MSA AA contained a population of 76,232 and 19,529 families, of which 30.4 percent reported low incomes, 23.2 percent reported moderate incomes, 21.4 percent reported middle incomes, and 25.0 percent reported upper incomes. Based on the 2014 FFIEC adjusted median family income of $65,600, 14.4 percent of the area's families reported incomes below the poverty level. There are 32,557 housing units. Of these, 62.0 percent are owner-occupied, 24.3 percent are occupied rental units, and 13.7 percent are vacant.

According to 2014 D&B data, there were 5,267 businesses. Gross annual revenues (GARs) for these businesses are below.

- 73.1 percent have $1 million or less.
- 3.6 percent have more than $1 million.
- 23.3 percent have unknown revenues.

Service industries represent the largest portion of all businesses and farms at 42.7 percent, followed by retail trade (13.7 percent), construction (8.0 percent), agriculture (6.8 percent), and finance, insurance, and real estate (5.8 percent). In addition, 67.6 percent of area businesses and farms have 4 or fewer employees, and 90.1 percent operate from a single location.

The 2013 and 2014 FFIEC-updated MFIs for the Nashville MSA were used for the borrower profile analysis in the Lending Test. The 2010 U.S. Census MFI for the Nashville MSA of $62,315 was used to determine the income levels of the census tracts within the assessment area which is used for the geographic distribution analysis. The following table provides information on how each income level is derived.

Median Family Income Ranges				
Median Family Incomes	**Low <50%**	**Moderate 50% to <80%**	**Middle 80% to <120%**	**Upper ≥120%**
Nashville MSA Median Family Income				
2013 ($62,300)	<$31,150	$31,150 to <$49,840	$49,840 to <$74,760	≥$74,760
2014 ($65,600)	<$32,800	$32,800 to <$52,480	$52,480 to <$78,720	≥$78,720

Source: FFIEC

The unemployment rate for the area during May 2015 averaged 5.0 percent, which is below both the State and National averages of 5.8 and 5.5 percent, respectively. Major employers in the area include Fleetwood Homes of Tennessee, Inc.; William L. Bonnell Co., Inc.; Nyr Star LLC; Dura Automotive Systems; UMC Radiology Center; University Medical Center; TRW Automotive; Walmart Supercenter; and Cedars Healthcare Center.[2]

Please see Appendix D for additional details on the demographic characteristics of the assessment area.

Competition

Citizens Bank operates in a highly competitive market in the Nashville MSA AA. Competition comes from other local, regional, and national banks, as well as mortgage companies and credit unions. As of June 30, 2014, 29 banks operated 124 offices in the entire counties that make up the Nashville MSA AA[3]. In addition, a large number of finance companies, credit unions, and mortgage companies also operate in this area. In comparison, 6 banks operated 12 offices in the Non-MSA AA as of June 30, 2014.

Community Contact

As part of the evaluation process, examiners contact third parties active in the assessment area to assist in identifying the credit and community development needs. This information helps determine whether local financial institutions are responsive to these needs. It also shows what credit and community development opportunities are available.

As part of this evaluation, examiners utilized a recent contact conducted in the community, with a government planning agency, who was knowledgeable of the area's current economic conditions, community credit needs, and potential opportunities for local bank involvement. The contact indicated that the primary credit needs include home mortgage and small business loans and stated that the local banks were doing a good job of meeting the credit and other banking needs of the community.

[2] Source: www.jobs4tn.gov

[3] In 2013, peer deposit data showed that there were 17 financial institutions operating 44 offices in the Nashville MSA AA.

Credit and Community Development Needs and Opportunities
Consistent with other metropolitan areas, the Nashville MSA created varied demand for commercial (small business), residential real estate, and consumer loans. Despite the competition levels, lending opportunities still exist. Considering information obtained from a community contact, bank management, as well as demographic and economic information, examiners concluded that the primary credit needs of the assessment areas include small business, small farm, home mortgage loans, and small dollar loans.

Community development needs in the area primarily involve revitalizing or stabilizing low- or moderate- income areas, affordable housing, or economic development projects.

Non-MSA AA

The Non-MSA AA is comprised of all of Clay, DeKalb, and Jackson Counties in Tennessee. These 10 tracts reflect the following income designations according to the 2010 U.S. Census: 1 moderate-income and 9 middle-income census tracts.

As seen in the following table, Citizens Bank operates six offices in this assessment area; all are located in middle-income CTs. As mentioned previously, less than a majority of the bank's loans, deposits, and branches are in this assessment area.

Branch Distribution – Non-MSA AA State #: 47 MSA #: 99999				
Office Name	**Office Type**	**Census Tract**	**CT Income Level**	**Opened or Closed Since Last Examination**
Clay County (027):				
Hermitage Springs	Full Service	9551.00	Middle*	No
Celina Main Office	Full Service	9550.00	Middle*	No
DeKalb County (041):				
Liberty Branch	Full Service	9203.00	Middle*	(1)
Alexandria	Full Service	9203.00	Middle*	(1)
Smithville	Full Service	9202.00	Middle*	(1)
Jackson County (087):				
Gainesboro	Full Service	9603.00	Middle*	No

*Source: Internal Bank Data and 2010 U.S. Census. *Distressed or Underserved Middle Income CT. Excludes Traders Bank 5 branches recently purchased. (1) Offices acquired as part of Citizens Bank's purchase of Liberty State Bank, Liberty, TN, that was effective on 12-12-2013.*

Demographic and Economic Data
As of the 2010 U.S. Census, the Non-MSA AA contained a population of 38,222 and 10,557 families, of which 24.8 percent reported low incomes, 16.1 percent moderate incomes, 23.8 percent middle incomes, and 35.3 percent upper incomes. Based on the 2014 FFIEC adjusted median family income of $47,100, 15.7 percent of the area's families reported incomes below the poverty level. There are 19,634 housing units. Of these, 58.8 percent are owner-occupied, 19.8 percent are rental units, and 21.4 percent are vacant. Refer to Appendix D for additional demographic characteristics of the assessment area.

According to 2014 D&B data, there were 2,105 businesses. Gross annual revenues (GARs) for these businesses are below.

- 73.3 percent have $1 million or less.
- 2.7 percent have more than $1 million.
- 24.0 percent have unknown revenues.

Service industries represent the largest portion of all businesses and farms at 39.7 percent, followed by retail trade (13.0 percent), agriculture (8.7 percent), construction (8.0 percent), transportation (4.7 percent), and finance, insurance, and real estate (4.3 percent). In addition, 69.4 percent of area businesses and farms have 4 or fewer employees, and 91.8 percent operate from a single location.

The 2013 and 2014 FFIEC-updated MFIs for the non-metropolitan portion of Tennessee were used for the borrower profile analysis in the Lending Test. The 2010 U.S. Census MFI for the non-metropolitan portion of Tennessee of $44,386 was used to determine the income levels of the census tracts within the assessment area which is used for the geographic distribution analysis. The following table provides information on how each income level is derived.

Median Family Income Ranges				
Median Family Incomes	**Low <50%**	**Moderate 50% to <80%**	**Middle 80% to <120%**	**Upper ≥120%**
Tennessee Non-MSA Median Family Income				
2013 ($46,700)	<$23,350	$23,350 to <$37,360	$37,360 to <$56,040	≥$56,040
2014 ($47,100)	<$23,550	$23,550 to <$37,680	$37,680 to <$56,520	≥$56,520

Source: FFIEC

The unemployment rate for the area during May 2015 averaged 8.0 percent, which is above both the State and National averages of 5.8 and 5.5 percent, respectively. Of the counties in this assessment area, Clay County had the highest unemployment rate at 9.3 percent in May 2015; Jackson County followed with 7.9 percent, and DeKalb County was at 6.8 percent. Major employers in the area include Federal-Mogul Corporation; Shiroki North America, Inc.; Tenneco, Inc.; Kingston; and Crotty Tennessee.[4]

All of the middle-income census tracts in this area were considered distressed or underserved middle-income tracts at some point since the prior evaluation as displayed in the table below.

Distressed or Underserved Middle-Income Tracts in the Non-MSA AA				
County	**# of Tracts**	**Designation**	**Time Period**	**Reason**
Clay	2*	Distressed	2013, 2014, 2015	Poverty
Clay	2*	Underserved	2014, 2015	Remote/Rural Area
DeKalb	4*	Distressed	2014, 2015	Poverty
Jackson	3*	Distressed	2013, 2014, 2015	Poverty

*Source: Federal Financial Institutions Examination Council. *All of the middle-income tracts in the county.*

[4] Source: www.jobs4tn.gov

Competition
Citizens Bank operates in a moderately competitive market in the Non-MSA AA. Competition comes from other local, regional, and national banks, as well as credit unions. As of June 30, 2014, 6 banks operated 12 offices in the counties that make up the Non-MSA AA. Citizens Bank ranked first with 39.3 percent of the deposit market share in the assessment area.

Credit and Community Development Needs and Opportunities
The bank's area has varied loan demand for commercial, agricultural, residential real estate, and consumer loans. Considering information obtained from bank management, the community contact, review of other performance evaluations, and demographic and economic data, examiners determined that home mortgage, small business, and small farm loans reflect the primary credit needs of the assessment area. Community development needs were generally consistent with the Nashville MSA.

CONCLUSIONS WITH RESPECT TO PERFORMANCE TESTS

Format
For the Lending Test, the lending activity, assessment area concentration, community development lending, and innovative and flexible lending practices performance factors discuss the bank's performance as a whole. The loan distribution performance factors, geographic and borrower profile, reflects data in the Nashville MSA AA. As previously noted, examiners used full-scope examination procedures in the Nashville MSA AA. For the Investment and Service Tests, the discussion reflects the bank's performance as a whole.

Conclusions for the Nashville MSA AA
The conclusions and ratings for the Nashville MSA AA are generally consistent with the performance record for the bank as a whole. The bank's performance in this assessment area largely dictates the overall rating for each factor. These conclusions and their effect on any specific factor are presented under the summary discussion of the Lending, Investment, and Service Tests. The Interstate Branching and Banking Efficiency Act (IBBEA) requires separate conclusions, presented below, for each MSA where a bank operates branches. As previously stated, this evaluation only considers the activity of Citizens Bank and the former Liberty Bank, since the merger with Traders Bank occurred in close proximity to the date of this evaluation. Performance as well as conclusions in the Non-MSA proved generally consistent with those presented herein. Appendix D contains the applicable loan distribution tables for both assessment areas.

LENDING TEST

Citizens Bank demonstrated a good record for the bank as a whole regarding the Lending Test. Lending levels reflect good responsiveness to assessment area credit needs. A high percentage of loans are made in the bank's assessments areas, and the geographic distribution of these loans reflects excellent penetration throughout the assessment areas. The borrower profile reflects excellent penetration among retail customers of different income levels and business customers of different sizes. Additionally, the bank made an adequate level of community development loans and uses innovative and flexible lending practices in order to serve assessment area credit needs. Appendix B

lists the criteria used to evaluate the Lending Test.

Lending Activity

Lending levels reflect good responsiveness to assessment areas' credit needs. As a whole, the bank exhibited a good record regarding its lending activity. Good performances regarding home mortgage and small business loans primarily support this conclusion. As previously noted, examiners weighted home mortgage loans more heavily than small business and small farm loans, according to the corresponding lending levels. Examiners considered the bank's size, business strategy, and capacity relative to the assessment areas' credit needs when arriving at this conclusion.

Home Mortgage Loans

The level of home mortgage lending activity reflects good performance. Good overall market ranking and share supports this conclusion. For 2013, the bank originated 283 total reportable home mortgage loans totaling $16,262,000 in its assessment areas. Considering the level of lending activity in each of its assessment areas, the bank ranked 9th with 2.1 percent of the market share by dollar volume out of a total of 242 reporting institutions granting home mortgage loans in the bank's assessment areas. By count, the bank ranked 3rd with 5.8 percent of the market share. Given the considerations previously noted, these levels reflect good performance.

Small Business Loans

The level of small business lending activity reflects good performance. Good overall market ranking and share supports this conclusion. For 2013 in their assessment areas, the bank originated 163 reportable small business loans totaling $5,023,000. Considering the level of lending activity in each of its assessment areas, the bank ranked 11th with 4.4 percent of the market share by count and 9th with 2.7 percent of the market share by dollar volume out of a total of 50 reporting institutions granting small business loans in the entire counties in the bank's assessment areas. Given the considerations previously noted, these levels reflect good performance.

Small Farm Loans

The level of small farm lending activity reflects excellent performance. Excellent overall market ranking and share supports this conclusion. For 2013 in their assessment areas, the bank originated 210 total reportable small farm loans totaling $7,894,000. Considering the level of lending activity in the entire counties in its assessment areas, the bank ranked 1st with 62.5 percent of the market share by count and 65.8 percent of market share by dollar volume out of a total of 13 reporting institutions granting small farms loans in the entire counties in the bank's assessment areas. Given the considerations previously noted, these levels reflect excellent performance.

Assessment Area Concentration

The institution granted a high percentage of its loans for the bank as a whole inside its assessment areas. Good performances regarding home mortgage, small business, and small farm loans support this conclusion. Examiners considered the bank's asset size and office structure as well as the loan

products reviewed relative to the assessment areas' combined size and economy when arriving at this conclusion.

Home Mortgage Loans
The lending concentration of home mortgage loans reflects good performance. The following table shows that for home mortgage loans by both the percentage of the number and the percentage of the dollar volume, the bank granted clear majorities inside its assessment areas, thereby reflecting good performance by each measure. Weighing both measures equally, combined they reflect good overall performance for home mortgage loans given the considerations previously noted.

Small Business Loans
The lending concentration of small business loans reflects good performance. The following table shows that for small business loans by both the percentage of the number and the percentage of the dollar volume, focusing on the subtotal figures, the bank granted clear majorities inside its assessment areas, thereby reflecting good performance by each measure. Weighing both measures equally, combined they reflect good overall performance for small business loans given the considerations previously noted.

Small Farm Loans
The lending concentration of small farm loans reflects good performance. The following table shows that for small farm loans by both the percentage of the number and the percentage of the dollar volume, focusing on the subtotal figures, the bank granted clear majorities inside its assessment areas, thereby reflecting good performance by each measure. Weighing both measures equally, combined they reflect good overall performance for small farm loans given the considerations previously noted.

Lending Inside and Outside of the Assessment Areas

Loan Category	Number of Loans					Dollar Amount of Loans				
	Inside		Outside		Total	Inside		Outside		Total
	#	%	#	%	#	$(000)	%	$(000)	%	$(000)
Home Mortgage										
2013	226	80.4	55	19.6	281	12,172	64.5	6,710	35.5	18,882
2014	215	78.5	59	21.5	274	17,057	73.2	6,259	26.8	23,316
Subtotal	*441*	*79.5*	*114*	*20.5*	*555*	*29,229*	*69.3*	*12,969*	*30.7*	*42,198*
Small Business										
2013	163	81.1	38	18.9	201	5,023	66.2	2,565	33.8	7,588
2014	195	76.8	59	23.2	254	10,052	70.6	4,196	29.4	14,248
Subtotal	*358*	*78.7*	*97*	*21.3*	*455*	*15,075*	*69.0*	*6,761*	*31.0*	*21,836*
Small Farm										
2013	210	84.7	38	15.3	248	7,894	83.3	1,583	16.7	9,477
2014	214	82.0	47	18.0	261	8,801	76.5	2,700	23.5	11,501
Subtotal	*424*	*83.3*	*85*	*16.7*	*509*	*16,695*	*79.6*	*4,283*	*20.4*	*20,978*

Source: HMDA and CRA Data (2013-2014)

Appendix D provides tabulated data regarding the bank's record of lending to borrowers of different incomes and businesses/farms of different sizes, as well as the geographic distribution of home mortgage and small business/farm loans required to be reported for CRA and HMDA purposes for 2013.

Geographic Distribution of Loans

The institution exhibited an excellent record regarding its geographic loan distribution. Excellent performance records regarding home mortgage, small business and small farm support this conclusion. As previously stated, home mortgage loans accounted for 49.8 percent of reported loans, while small business loans accounted for 25.6 percent and small farm loans 24.6 percent.

Examiners considered the loan product types reviewed relative to available comparative data and any performance context issues. They focused on the percentages by number of loans when in moderate-income geographies when arriving at conclusions. As noted under the Description of Assessment Areas, neither of the bank's areas contains any low-income census tracts. This factor considers only loans granted inside the assessment areas. The Nashville MSA AA has 75.9 percent of the HMDA and CRA reportable loans (by amount) for 2013 and 2014. As such, this factor only presents data for the Nashville MSA.

Home Mortgage Loans

The bank's geographic distribution of its home loans reflects excellent performance. Excellent performance was noted regarding home purchase, home improvement, and home refinance loans to support this conclusion in both the Nashville MSA AA and the Non-MSA AA. However, no weighting was afforded to performance regarding home improvement loans in the Non-MSA; as there were only five loans, which is an insufficient number of loans to form conclusions. Home purchase loans accounted for 44 percent of the number of loans originated in 2013, while home refinance loans accounted for 41 percent, and home improvement loans accounted for 14 percent.

In the Nashville MSA, 59.2 percent of the owner-occupied homes are located in moderate-income areas and the remaining 40.8 percent are located in middle-income areas. During 2013, Citizens Bank originated 87.1 percent of its home purchase loans, 92.3 percent of its home improvement loans, and 85.0 of its home refinance loans in the moderate-income census tracts. In addition, to the bank percentages being above demographic data, when compared to the aggregate lending data, home mortgage lending in 2013 is substantially above aggregate data percentages. The bank's performance is considered excellent for all three home mortgage loan products. Similar results were noted in 2014. An analysis of the geographic distribution of the bank's 2013 home mortgage lending is presented in Tables 2a to 5a of Appendix D.

Small Business Loans
The geographic distribution of the bank's small business loans reflects excellent performance. Excellent performances in both the Nashville MSA AA and Non-MSA AA support this conclusion. As stated previously, analysis was focused on the percentages by number in moderate- income geographies and examiners focused on the comparison to the distribution of businesses in those areas.

Approximately 66.9 percent of businesses in the Nashville MSA AA are located in moderate-income areas, and the remaining 33.1 percent are located in middle-income tracts. Citizens Bank originated 90.8 percent of its small business loans in moderate-income census tracts during 2013. In addition, the bank's small business lending is substantially above the 2013 aggregate percentage of 22.8 percent in moderate-income areas. The bank's geographic dispersion of small business loans exhibits excellent performance in lending in moderate-income geographies in comparison to both the percentages of businesses in those tracts and aggregate lenders' performance. Similar performance was noted in 2014. An analysis of the geographic distribution of the bank's 2013 small business lending is presented in Table 6a of Appendix D.

Small Farm Loans
The geographic distribution of the bank's small farm loans reflects excellent performance. Excellent performances in both the Nashville MSA AA and Non-MSA AA support this conclusion. The review focused on the percentages by number in moderate- income geographies and examiners focused on the comparison to the distribution of farms in those areas.

The Nashville MSA AA has 58.8 percent of its farms located in moderate-income areas, and the remaining 41.2 percent are located in middle-income tracts. Citizens Bank originated 86.2 percent of its small farm loans in moderate-income census tracts during 2013. Additionally, the bank's small farm lending is above the 2013 aggregate of 63.7 percent in moderate-income areas. Similar performance was noted in 2014. An analysis of the geographic distribution of the bank's small farm lending is presented in Table 7a of Appendix D.

Borrower Profile

Citizens Bank demonstrated an excellent record regarding its borrower profile loan distribution. A good performance regarding home mortgage was lifted by excellent records regarding small business and small farm loans to support conclusion. The distribution of home mortgage loans by borrower income level demonstrates good penetration among low- and moderate-income borrowers. The bank's lending to small businesses and to small farms reflects excellent penetration among businesses and farms of different sizes. Conclusions were generally consistent for both assessment areas, with only exception being in home purchase product. As previously stated, home mortgage loans accounted for 49.8 percent of reported loans, while small business loans accounted for 25.6 percent and small farm loans 24.6 percent. The Nashville MSA AA has 75.9 percent of the HMDA and CRA reportable loans (by amount) for 2013 and 2014.

Home Mortgage Loans
The distribution of the bank's home mortgage loans based on the borrower's income levels reflects good performance. Home purchase loans accounted for 44 percent of the number of loans originated in 2013, while home refinance loans accounted for 41 percent, and home improvement loans accounted for 14 percent. Overall good performance in both the Nashville MSA and Non-MSA support this conclusion. Adequate performances regarding home purchase, excellent performance regarding home refinances, and good performance regarding home improvement support the overall conclusion.

Examiners focused on the percentages of the number of loans to low- and moderate- income borrowers compared to the aggregate data when arriving at conclusions. The borrowers' income designations define the borrowers' profile for this analysis. The analysis below focuses on Nashville MSA only.

In the Nashville MSA, low-income families represent 30.5 percent of all families in the assessment area with 14.4 percent of the families below the poverty level. Citizens Bank originated 22.4 percent of its home purchase loans to low-income applicants in 2013, which is slightly higher than aggregate lending level of 20.4 percent to low-income borrowers reflecting good performance. However, Citizens Bank only originated 14.9 percent of its home purchase loans to moderate-income borrowers; this is significantly lower than aggregate lending data of 31.2 percent reflecting poor performance. In 2014, the bank originated 13.9 percent of its home purchase loans to low-income borrowers, while it originated 21.5 percent of its home purchase loans to moderate-income borrowers.

Regarding home improvement loans, the bank's level of lending to low- and moderate-income borrowers in 2013 were both just higher than that of aggregate lending in these categories, revealing good performance in the Nashville MSA.

Regarding home refinance loans, the bank's level of lending to low- income borrowers in 2013 was significantly higher (8.6 percentage points) than aggregate lending data reflecting excellent performance, and 5.7 percentage points higher than aggregate to moderate- income borrowers, also demonstrating excellent performance.

Overall, the level of home mortgage lending to low- and moderate-income borrowers in the Nashville MSA AA is considered good. The best performance was noted in the home refinance and home improvement loan products. See Tables 8a to 10a in Appendix D for details.

Small Loans to Businesses

The distribution of the bank's small business loans based on borrowers' profiles reflects excellent performance. Excellent performance in both the Nashville MSA and Non-MSA assessment areas support this conclusion. Examiners focused on the bank's record to businesses with gross annual revenues of $1 million or less compared to the aggregate data when arriving at this conclusion. The companies' gross annual revenues define the borrowers' profile for this analysis.

Appendix D, Table 11a shows the excellent performance in both the Nashville MSA and the Non-MSA assessment areas. In both areas, the bank's level was substantially above the aggregate levels and significantly above the percentage of small businesses. The bank originated virtually every small business loan to a company with gross annual revenues of under $1 million in the Nashville MSA and all loans in the non-MSA to this revenue category.

According to 2013 D&B business data, 73.1 percent of the businesses in the assessment area have gross annual revenues of $1 million or less. Citizens Bank originated 99.2 percent of its small loans to businesses (by number) to businesses with gross revenues of $1 million or less during 2013. The 2013 aggregate data showed that 47.4 percent of loans made in the Nashville MSA AA were to businesses with revenues of $1 million or less.

Citizens Bank also originated 95.0 percent of its small business loans in amounts of $100,000 or less in this area during 2013, which is a proxy for business size indicating the bank's excellent record of providing loans to very small businesses.

Small Loans to Farms

The distribution of the bank's small farm loans based on borrowers' profiles reflects excellent performance. Excellent performance in both the Nashville MSA and Non-MSA assessment areas support this conclusion. Examiners focused on the bank's record to farms with gross annual revenues of $1 million or less compared to the aggregate data when arriving at this conclusion. The entities' gross annual revenues define the borrowers' profile for this analysis.

In the Nashville MSA AA, Citizens Bank originated 98.7 percent of its loans to farms with revenues of $1 million or less in 2013. The 2013 aggregate data showed that 79.6 percent of loans made in the assessment area were made to farms with revenues of $1 million or less. According to 2013 D&B business data, all farms (100.0 percent) in the assessment area have gross annual revenues of $1 million or less; however, the D&B data is not very meaningful in this instance due to its inability to survey all farms. The bank's record of lending to small farms reflects excellent performance.

Citizens Bank also originated 92.5 percent of its small farm loans in amounts of $100,000 or less in this area during 2013, which is a proxy for farm size indicating the bank's excellent record of providing loans to very small farms. See Table 12a in Appendix D for details.

Community Development Lending

Citizens Bank made an adequate level of community development loans on a bank-wide level. Since the previous evaluation, the bank originated a total of 22 community development loans totaling $9,698,119. This level of community development loans totals 1.7 percent of average total assets and 3.4 percent of average net loans and depicts adequate responsiveness to community development needs. The level has increased over the prior period community development loans where they represented 0.97 percent of average assets. The bank originated 15 community development loans, totaling $5,950,119 in the Nashville MSA assessment area. Appendix A defines community development, and Appendix B lists the criteria considered under this performance factor.

The community development loans were responsive to the assessment areas' credit and community development needs. The bank's community development loans included 8 loans totaling $ 5,876,436 for revitalization and stabilization of low- and moderate-income census tracts and distressed middle-income census tracts in its assessment areas. Furthermore, the bank originated 11 loans totaling $ 3,473,683 to provide affordable housing in the assessment area, and 3 loans totaling $348,000 to provide affordable housing in geographies bordering the assessment areas. The following table is a summary of the bank's community development loans.

Community Development Loans Whole Bank				
Qualifying Category				**Totals Per Category**
	2013	*2014*	*YTD 2015*	
Affordable Housing:				
Number	4	7	3	**14**
Dollar Amount (000s)	414	3,111	297	**3,822**
CD Organizations:				
Number	0	0	0	**0**
Dollar Amount (000s)	0	0	0	**0**
Economic Development:				
Number	0	0	0	**0**
Dollar Amount (000s)	0	0	0	**0**
Revitalize or Stabilize:				
Number	4	2	2	**8**
Dollar Amount (000s)	2,159	700	3,017	**5,876**
Abandoned/Foreclosed Homes:				
Number	0	0	0	**0**
Dollar Amount (000s)	0	0	0	**0**
Totals Per Year:				
Number	**8**	**9**	**5**	**22**
Dollar Amount (000s)	**2,573**	**3,811**	**3,314**	**9,698**

Source: Bank Records.

The following are examples of community development loans originated during the review period:

- ***Affordable Housing*** – bank originated a $2,500,000 loan to finance a multi-unit apartment building that provided affordable housing to 41 low- totaling and moderate-income families. (Nashville MSA AA)
- ***Revitalize and Stabilize*** – bank provided 3 loans totaling $400,000, which funded various infrastructure projects in Jackson County in order to revitalize and stabilize moderate-income and distressed middle-income areas. (Non-MSA AA)
- ***Revitalize and Stabilize*** – bank originated a $3,000,000 loan, which funded multiple business ventures in Jackson County, thereby, helping to attract new, or retain existing,

businesses or residents in moderate- income or distressed middle-income geographies. The loan affected 124 employees, many of which are moderate-income individuals.

Innovative or Flexible Lending Practices

Citizens Bank uses innovative and flexible lending practices in order to serve the assessment areas' credit needs. Its overall lending philosophy, which is to serve the community by making any loan (within the confines of safety and soundness guidelines) with an overall lending policy that stresses flexibility, has resulted in Citizens Bank making more HMDA loans in its assessment areas than any other lender. Furthermore, the bank has employed the following innovative and flexible lending practices to meet the primary credit needs of its area, as identified by the contact made within the community.

- The bank finances manufactured housing (with and without real estate) at similar rates that a conventional home is priced. In 2013, 191 financial institutions originated HMDA loans within Citizens Bank's assessment areas. Although it only originated 10.1 percent of all loans within its assessment areas, Citizens Bank originated 29.6 percent of all manufactured home loans reported in the assessment areas. The bank's average loan size on an owner-occupied manufactured home in the Nashville MSA was $28,303, demonstrating the bank's flexible lending through the provision of affordable housing loans to low and moderate-income borrowers. In 2014, the bank's manufactured home originations increased, representing 32.8 percent of its total HMDA originations. In 2013 and 2014 combined, the bank originated 166 HMDA-reportable manufactured home loans totaling $6,958,000.

- Citizens Bank also offers match-funded, fixed-rate loans through a program with the Federal Home Loan Bank (FHLB). This program allows the bank to control its interest rate risk while providing long term fixed rate financing that would not otherwise be available to small businesses, small farms and homeowners within the bank's assessment areas. For the consumer, this product offers borrowers that do not meet standard underwriting criteria, due to type of collateral or other factors, the opportunity to obtain long term, fixed rate financing at rates that are only slightly higher than what is offered on secondary market mortgage loans. During the review period, the bank provided 252 match-funded loans totaling $59.6 million, including: 168 home mortgages totaling $26.6 million, 52 commercial loans totaling $27.3 million, and 32 farm loans totaling $5.7 million.

- The bank receives favorable CRA credit for its willingness to offer a large number and dollar volume of affordable small dollar loans, which are in strong demand. These loans show responsiveness to credit needs of the community and offer an alternative to reliance on high cost credit by non-banks. The bank exhibited a strong willingness to extend small dollar loans within their assessment areas which demonstrate excellent responsive to community credit needs. These small dollar loans represent 1.2 percent of average assets since the prior evaluation.

Affordable Small Dollar Loans				
	Amounts < $1,000		Amounts < $2,500	
Year	Number	Amount	Number	Amount
2013	771	$535,552	966	$1,669,833
2014	838	$592,998	1,332	$2,376,766
2015 * (Through 7/15)	495	$346,536	791	$1,433,941
Total	2,104	$1,475,086	3,089	$5,480,540
Total 5,193 loans totaling $6,955,626				

INVESTMENT TEST

Overall, Citizens Bank demonstrates an excellent record for the bank as a whole regarding the Investment Test. Excellent performance regarding the dollar amount of qualified investments primary supports this conclusion. Appendix A defines community development, and Appendix B lists the criteria considered under this performance factor.

Overall Level Qualified Investments and Grants/Donations

The bank's overall dollar volume level of qualified investments reflects excellent performance. The bank's 43 qualified investments totaled over $21.6 million. This level of investment equates to 3.7 percent of the bank's average total assets, since the previous evaluation and 8.4 percent of average securities. The percentage of investments to average assets has significantly increased from the prior evaluation when it was 0.4 percent, and the percentage of investments to average total securities has significantly increased from the prior evaluation when it was 1.0 percent. These investments include a prior period investment with a current book value of $401,369 for public improvements in DeKalb County, which is comprised of four distressed middle-income census tracts. The investment aids in the revitalization and stabilization of educational infrastructure of the area.

The following table displays a listing of qualified investments by year and type.

Qualified Investments Whole Bank					
Qualifying Category	Activity Year				Totals Per Category
	Prior Period	*2013*	*2014*	*YTD 2015*	
Affordable Housing:					
Number	5	12	3	1	21
Dollar Amount (000s)	1,075	2,526	1,230	1,942	6,773
CD Organizations:					
Number	0	0	0	0	0
Dollar Amount (000s)	0	0	0	0	0
Economic Development:					
Number	0	0	2	6	8
Dollar Amount (000s)	0	0	2,276	8,640	10,916
Revitalize or Stabilize:					
Number	3	10	1	0	14
Dollar Amount (000s)	1,063	2,721	145	0	3,929
Abandoned/Foreclosed Homes:					
Number	0	0	0	0	0
Dollar Amount (000s)	0	0	0	0	0
Totals Per Year:					
Number	**8**	**22**	**6**	**7**	**43**
Dollar Amount (000s)	**2,138**	**5,247**	**3,651**	**10,581**	**21,618**

Source: Bank Records.

Other Performance Criteria

The institution further demonstrated good responsiveness to the assessment areas' credit and community development needs, occasional use of innovative and complex investments, and used and adequate level of investments not routinely provided by the private sector. Although the majority of the bank's investments are not specifically within its AAs, these investments primarily serve a broader area that includes the bank's AAs and therefore qualify for credit. The bulk of the bank's qualified investments were in the form of Tennessee Housing Development Agency (THDA) bonds and Small Business Administration (SBA) SBIC/SBAP securities. The following are examples of the bank's qualified investments.

- ***Affordable Housing*** - bank has 5 THDA bonds that remain outstanding from a July 2012 investment; these bonds have a current book value of $1,075,442. THDA is a state agency that provides financing for affordable housing to low- and moderate-income families state-wide.
- ***Economic Development*** – bank invests in bonds funding SBA's Small Business Investment Company Program (SBIC securities) and CDC/504 Loan Program (SBAP securities), both of which qualify as a CRA investment and support economic development through the provision of financial expertise, technical assistance, long-term loans and/or venture capital to small businesses. The bank made 8 such investments totaling $10,916,009 during the review period.

- ***Affordable Housing*** - bank purchased a $1,941,863 FNMA mortgage pass through security that financed a 72-unit low-income apartment unit in Sumner County, which is just outside of the bank's designated assessment area.
- ***Revitalize and Stabilize*** - bank made qualified investments outside its AAs, but within its local regional area, through the purchase of 10 municipal bonds totaling $2,661,131 (in 2013 and 2014). The bank has 2 such similar bonds with a current book value of $661,446 that remain outstanding from the prior period. These bonds provided funding for construction, improvement, and equipment for schools and municipal infrastructure projects that revitalize and stabilize low-, moderate-, or distressed/underserved middle-income areas; and funded industrial development projects that created or retained jobs.

SERVICES TEST

The bank demonstrated a good record of performance for the bank as a whole regarding the Service Test. An excellent record of providing retail banking services and an adequate record of community development services support this rating. The bank's *Delivery Systems* are conveniently located and readily accessible to all portions of the assessment area, and *Business Hours and Services* are tailored to the convenience and needs of the assessment areas, particularly moderate-income geographies. Citizens Bank provides an adequate level of *Community Development Services* in the assessment areas. On December 13, 2013, former affiliate Liberty State Bank (Liberty, Tennessee) was merged and consolidated into Citizens Bank of Lafayette, adding 5 branches in DeKalb and Wilson Counties. No other branches have opened, and no branches have closed. Due to the recent merger, this evaluation does not include the former Traders Bank branches. For a description of the scope of the test, refer to Appendix C. The following is a detailed discussion of the bank's performance with respect to this test.

Retail Banking Services

Accessibility of Delivery Systems

The delivery systems of Citizens Bank are readily accessible to geographies and individuals of different income levels in its assessment areas.

Branch Distribution

Prior to the merger with Traders Bank on April 20, 2015, Citizens Bank had a total of 15 offices and 12 ATMs throughout the combined assessment areas. None of the ATMs accept deposits. Seven of the bank's offices are located in moderate-income census tracts, and eight offices are located in middle-income census tracts, and six of those tracts are classified as distressed middle-income geographies. The percentage of offices in moderate income geographies reflects an excellent branch network distribution illustrating the bank being very responsive to low- or moderate- income individuals and geographies. In addition, five of the bank's ATMs are located in moderate-income tracts, while four are located in distressed middle-income tracts. The bank's offices are conveniently located and readily accessible to all portions of the bank's assessment

areas. All of the bank's offices offer expanded lobby and drive-through hours on Friday, and 13 of the 15 offices are open on Saturday. Refer to the table below.

Distribution of All Offices and ATMs								
Type of Geography	Number of Census Tracts		Number of Households		Number of Offices		Number of ATMs	
	#	%	#	%	#	%	#	%
Low	0	0.0	0	0.0	0	0.0	0	0.0
Moderate	12	44.4	18,785	43.2	7	46.7	5	41.7
Middle	15	55.6	24,734	56.8	8	53.3	7	58.3
Upper	0	0.0	0	0	0	0.0	0	0.0
Totals	**27**	**100.0**	**43,519**	**100.0**	**15**	**100.0**	**12**	**100.0**

Source: Bank Data, 2010 U.S. Census

Alternative Delivery Systems

The bank's alternative delivery systems in moderate- income geographies or to low- and moderate- income individuals reflects good performance. In addition to the 12 ATMs noted above, customers of Citizens Bank may access their accounts free of charge through any MoneyPass ATM nationwide. The MoneyPass network offers thousands of surcharge-free ATMs coast-to-coast.

With respect to the Nashville MSA assessment area, there are 9 offices and 8 ATMs. Seven of the offices and 5 of the ATMs are located in moderate-income census tracts. The locations of the bank's branches and ATMs in the Nashville MSA assessment area are centrally located and readily accessible to all portions of the area, particularly the moderate-income geographies and low- and moderate- income individuals. Refer to the following table.

Distribution of Branches and ATMs in the Nashville MSA AA								
Type of Geography	Number of Census Tracts		Number of Households		Number of Offices		Number of ATMs	
	#	%	#	%	#	%	#	%
Low	0	0.0	0	0.0	0	0.0	0	0.0
Moderate	11	64.7	17,872	63.6	7	77.8	5	62.5
Middle	6	35.3	10,213	36.4	2	22.2	3	37.5
Upper	0	0.0	0	0.0	0	0.0	0	0.0
Totals	**17**	**100.0**	**28,085**	**100.0**	**9**	**100.0**	**8**	**100.0**

Source: Bank Data, 2010 U.S. Census

Changes in Branch Locations

The bank did not open or close any offices since the prior evaluation. However, the bank acquired five branches through its acquisition of Liberty State Bank. The bank had 10 offices at the prior evaluation. One census tract was re-classified from a moderate-income tract to a middle- income tract. There have been no adverse changes in the bank's delivery systems.

Range of Services in Low-, Moderate-, Middle- and Upper Income Areas

The institution has a good record of providing its range of services in all income geographies in its assessment area. Good accessibility of a variety of services, particularly in moderate- income areas supports this conclusion. Bank services, including business hours, do not vary in a way that inconveniences its assessment areas, particularly moderate-income geographies, and low- and moderate- income individuals.

The bank has excellent distribution of its offices with 47 percent located in moderate income geographies. The bank's hours do not vary in a way that inconveniences and portion of the assessment area. The range of services include Citizens Bank offers a wide variety of deposit accounts, including free consumer checking. The bank offers a free telephone banking that allows customers 24-hour access to their loan and deposit accounts. The service allows for making loan payments, loan and deposit account balance inquiries, and stop payments on deposit accounts. Additionally, the bank operates a website where it offers online banking services. Through online banking, customers can view balances, view transaction history, transfer funds between accounts, pay bills, and view previous statements. Its mobile banking product provides additional access and flexibility, including a mobile deposit option. For commercial and business customers, Citizens offers a full range of banking services, including online cash management, merchant card services, sweep services, and merchant remote deposit capture. The bank also offers a small dollar loan program to assist consumers from avoiding reliance on high cost debt alternatives in the community.

Community Development Services

Citizens Bank provides an adequate level of community development services in its assessment areas. The bank has a number of directors and officers that provide their management and financial expertise to provide financial education to low-and moderate-income families and individuals, promote economic development and job creation; revitalize and stabilize economically disadvantaged areas; and provide food, shelter, and other assistance to low-income families and individuals. In addition, a bank officer is involved in various adult education programs and financial education programs in the local elementary and high schools.

The following table shows that the bank provided a total of 71 community development services since the prior evaluation. Considering the length of time since the prior evaluation and the average number of offices operated during this period, this figure equates to an average of 2.27 services provided by office, per year.

Community Development Services				
Qualifying Category	Activity Year (Number of Services)			Totals Per Category
	2013	*2014*	*YTD 2015*	
Affordable Housing	1	1	1	3
CD Organizations	8	34	14	56
Economic Development	3	3	3	9
Revitalize or Stabilize	1	1	1	3
Abandoned/Foreclosed Homes	0	0	0	0
Totals Per Year	**13**	**39**	**19**	**71**

Source: Bank Records.

The following are examples of the bank's community development services:

- An executive officer serves on the Board of Directors for the Macon County Joint Economic and Community Development Board. This organization encourages economic development through job creation, thereby providing employment opportunities for residents in the community.
- An executive officer serves on the Board of Directors of the Macon County Education Foundation, whose mission is to enhance the growth and development of the citizens of Macon County by expanding educational opportunities.

Most notably is Citizens Bank of Lafayette provision of financial education to schools in the highest need communities at no cost to the students, schools, or taxpayers. On June 2, 2006, a Tennessee bill was signed into law requiring a program of instruction on financial literacy within courses currently offered in public high schools to include, among other things, instructions on balancing a checkbook, completing a loan application, managing debt, savings, and investing. This bill requires the department to incorporate the elements of the financial literacy program into high school learning standards. This state graduation requirement became effective for the 9th grade class of 2009-2010 and thereafter.

To assist area schools in meeting this requirement, Citizens Bank sponsored area high schools with the Literacy in Financial Education (LiFE) Program, a media learning platform that uses the latest technology, video, animations, 3-D gaming, avatars, and social networking to bring complex financial concepts to life for today's digital generation. The course aligns with state, national, and Jump$tart Coalition financial literacy standards and covers credit score, insurance, credit cards, taxes, investing, savings, 401Ks, and mortgages.

The bank's program started with 7 schools in spring 2013 and expanded to 9 schools the following academic year. In the most recent academic year (2014-2015) 10 schools participated with734 students impacted; 601 of these students were from economically disadvantaged high schools in the bank's AAs.

DISCRIMINATORY OR OTHER ILLEGAL CREDIT PRACTICES

Examiners did not identify any discriminatory or other illegal credit practices inconsistent with the bank's helping to meet community credit needs; therefore, this issue did not affect the overall rating.

APPENDIX A - GLOSSARY

Aggregate Lending: The number of loans originated and purchased by all reporting lenders in specified income categories as a percentage of the aggregate number of loans originated and purchased by all reporting lenders in the metropolitan area/assessment area.

Area Median Income: The median family income for the MSA, if a person or geography is located in an MSA; or the statewide nonmetropolitan median family income, if a person or geography is located outside an MSA.

Assessment Area: A geographic area delineated by the bank under the requirements of the Community Reinvestment Act.

Census Tract: A small, relatively permanent statistical subdivision of a county. Census tract boundaries normally follow visible features, but they may follow governmental unit boundaries and other non-visible features in some instances. They always nest within counties. Census tracts average about 4,000 persons, and their physical size varies widely depending upon population density. Census tracts are designed to be homogenous for population characteristics, economic status, and living conditions to allow for statistical comparisons.

Combined Statistical Area (CSA): A combination of several adjacent metropolitan statistical areas or micropolitan statistical areas or a mix of the two, which are linked by economic ties.

Community Development: For loans, investments, and services to qualify as community development activities, their primary purpose must:

(1) Support affordable housing for low- and moderate-income individuals;
(2) Target community services toward low- and moderate-income individuals;
(3) Promote economic development by financing small businesses or farms;
(4) Provide activities that revitalize or stabilize low- and moderate-income geographies, designated disaster areas, or distressed or underserved nonmetropolitan middle-income geographies; or
(5) Enable or facilitate projects or activities that address needs regarding foreclosed or abandoned residential properties in designated target areas.

Community Development Corporation (CDC): A CDC allows banks and holding companies to make equity type of investments in community development projects. Bank CDCs can develop innovative debt instruments or provide near-equity investments tailored to the development needs of the community. Bank CDCs are also tailored to their financial and marketing needs. A CDC may purchase, own, rehabilitate, construct, manage, and sell real property. Also, it may make equity or debt investments in development projects and in local businesses. The CDC activities are expected to directly benefit low- and moderate-income groups, and the investment dollars should not represent an undue risk on the banking organization.

Community Development Financial Institutions (CDFIs): CDFIs are private intermediaries (either for profit or nonprofit) with community development as their primary mission. A CDFI facilitates the flow of lending and investment capital into distressed communities and to individuals who have been unable to take advantage of the services offered by traditional financial institutions. Some basic types of CDFIs include community development banks, community development loan funds, community development credit unions, micro enterprise funds, and community development venture capital funds.

A certified CDFI must meet eligibility requirements. These requirements include the following:

- Having a primary mission of promoting community development;
- Serving an investment area or target population;
- Providing development services;
- Maintaining accountability to residents of its investment area or targeted population through representation on its governing board of directors, or by other means;
- Not constituting an agency or instrumentality of the United States, of any state or political subdivision of a state.

Community Development Loan: A loan that

(1) Has as its primary purpose community development; and
(2) Except in the case of a wholesale or limited purpose bank:
  (i) Has not been reported or collected by the bank or an affiliate for consideration in the bank's assessment area as a home mortgage, small business, small farm, or consumer loan, unless it is a multifamily dwelling loan (as described in Appendix A to Part 203 of this title); and
  (ii) Benefits the bank's assessment area(s) or a broader statewide or regional area including the bank's assessment area(s).

Community Development Service: A service that

(1) Has as its primary purpose community development;
(2) Is related to the provision of <u>financial</u> services; and
(3) Has not been considered in the evaluation of the bank's retail banking services under § 345.24(d).

Consumer Loan(s): A loan(s) to one or more individuals for household, family, or other personal expenditures. A consumer loan does not include a home mortgage, small business, or small farm loan. This definition includes the following categories: motor vehicle loans, credit card loans, home equity loans, other secured consumer loans, and other unsecured consumer loans.

Core Based Statistical Area (CBSA): The county or counties or equivalent entities associated with at least one core (urbanized area or urban cluster) of at least 10,000 population, plus adjacent counties having a high degree of social and economic integration with the core as measured through commuting ties with the counties associated with the core. Metropolitan and Micropolitan Statistical Areas are the two categories of CBSAs.

Distressed Middle-Income Nonmetropolitan Geographies: A nonmetropolitan middle-income geography will be designated as distressed if it is in a county that meets one or more of the following triggers:

(1) An unemployment rate of at least 1.5 times the national average;
(2) A poverty rate of 20 percent or more; or
(3) A population loss of 10 percent or more between the previous and most recent decennial census or a net migration loss of 5 percent or more over the 5-year period preceding the most recent census.

Family: Includes a householder and one or more other persons living in the same household who are related to the householder by birth, marriage, or adoption. The number of family households always equals the number of families; however, a family household may also include non-relatives living with the family. Families are classified by type as either a married-couple family or other family. Other family is further classified into "male householder" (a family with a male householder and no wife present) or "female householder" (a family with a female householder and no husband present).

Family Income: Includes the income of all members of a family that are age 15 and older.

FFIEC-Estimated Income Data: The Federal Financial Institutions Examination Council (FFIEC) issues annual estimates which update median family income from the metropolitan and nonmetropolitan areas. The FFIEC uses American Community Survey data and factors in information from other sources to arrive at an annual estimate that more closely reflects current economic conditions.

Full-Scope Review: A full-scope review is accomplished when examiners complete all applicable interagency examination procedures for an assessment area. Performance under applicable tests is analyzed considering performance context, quantitative factors (for example, geographic distribution, borrower profile, and total number and dollar amount of investments), and qualitative factors (for example, innovativeness, complexity, and responsiveness).

Geography: A census tract delineated by the United States Bureau of the Census in the most recent decennial census.

Home Mortgage Disclosure Act (HMDA): The statute that requires certain mortgage lenders that do business or have banking offices in a metropolitan statistical area to file annual summary reports of their mortgage lending activity. The reports include such data as the race, gender, and the income of applicants; the amount of loan requested; and the disposition of the application (approved, denied, and withdrawn).

Home Mortgage Disclosure Loan Application Register (HMDA LAR): The HMDA LARs record all applications received for residential purchase, refinance, home improvement, and temporary-to-permanent construction loans.

Home Mortgage Loans: Includes home purchase and home improvement loans as defined in the HMDA regulation. This definition also includes multi-family (five or more families) dwelling loans, loans to purchase manufactured homes, and refinancings of home improvement and home purchase loans.

Household: Includes all persons occupying a housing unit. Persons not living in households are classified as living in group quarters. In 100 percent tabulations, the count of households always equals the count of occupied housing units.

Household Income: Includes the income of the householder and all other persons that are age 15 and older in the household, whether related to the householder or not. Because many households are only one person, median household income is usually less than median family income.

Housing Unit: Includes a house, an apartment, a mobile home, a group of rooms, or a single room that is occupied as separate living quarters.

Limited-Scope Review: A limited scope review is accomplished when examiners do not complete all applicable interagency examination procedures for an assessment area. Performance under applicable tests is often analyzed using only quantitative factors (for example, geographic distribution, borrower profile, total number and dollar amount of investments, and branch distribution).

Low-Income: Individual income that is less than 50 percent of the area median income, or a median family income that is less than 50 percent in the case of a geography.

Low Income Housing Tax Credit: The Low-Income Housing Tax Credit Program is a housing program contained within the Internal Revenue Code of 1986, as amended. It is administered by the U.S. Department of the Treasury and the Internal Revenue Service. The U.S. Treasury Department distributes low-income housing tax credits to housing credit agencies through the Internal Revenue Service. The housing agencies allocate tax credits on a competitive basis.

Developers who acquire, rehabilitate, or construct low-income rental housing may keep their tax credits. Or, they may sell them to corporations or investor groups, who, as owners of these properties, will be able to reduce their own federal tax payments. The credit can be claimed annually for ten consecutive years. For a project to be eligible, the developer must set aside a specific percentage of units for occupancy by low-income residents. The set-aside requirement remains throughout the compliance period, usually 30 years.

Market Share: The number of loans originated and purchased by the institution as a percentage of the aggregate number of loans originated and purchased by all reporting lenders in the metropolitan area/assessment area.

Median Income: The median income divides the income distribution into two equal parts, one having incomes above the median and other having incomes below the median.

Metropolitan Division (MD): A county or group of counties within a CBSA that contain(s) an urbanized area with a population of at least 2.5 million. A MD is one or more main/secondary counties representing an employment center or centers, plus adjacent counties associated with the main/secondary county or counties through commuting ties.

Metropolitan Statistical Area (MSA): CBSA associated with at least one urbanized area having a population of at least 50,000. The MSA comprises the central county or counties or equivalent entities containing the core, plus adjacent outlying counties having a high degree of social and economic integration with the central county or counties as measured through commuting.

Micropolitan Statistical Area: CBSA associated with at least one urbanized area having a population of at least 10,000, but less than 50,000.

Middle-Income: Individual income that is at least 80 percent and less than 120 percent of the area median income, or a median family income that is at least 80 and less than 120 percent in the case of a geography.

Moderate-Income: Individual income that is at least 50 percent and less than 80 percent of the area median income, or a median family income that is at least 50 and less than 80 percent in the case of a geography.

Multi-family: Refers to a residential structure that contains five or more units.

Nonmetropolitan Area: All areas outside of metropolitan areas. The definition of nonmetropolitan area is not consistent with the definition of rural areas. Urban and rural classifications cut across the other hierarchies. For example, there is generally urban and rural territory within metropolitan and nonmetropolitan areas.

Owner-Occupied Units: Includes units occupied by the owner or co-owner, even if the unit has not been fully paid for or is mortgaged.

Qualified Investment: A lawful investment, deposit, membership share, or grant that has as its primary purpose community development.

Rated Area: A rated area is a state or multistate metropolitan area. For an institution with domestic branches in only one state, the institution's CRA rating would be the state rating. If an institution maintains domestic branches in more than one state, the institution will receive a rating for each state in which those branches are located. If an institution maintains domestic branches in two or more states within a multistate metropolitan area, the institution will receive a rating for the multistate metropolitan area.

Rural Area: Territories, populations, and housing units that are not classified as urban.

Small Business Investment Company (SBIC): SBICs are privately-owned investment companies which are licensed and regulated by the Small Business Administration (SBA). SBICs provide long-term loans and/or venture capital to small firms. Because money for venture or risk investments is difficult for small firms to obtain, SBA provides assistance to SBICs to stimulate and supplement the flow of private equity and long-term loan funds to small companies. Venture capitalists participate in the SBIC program to supplement their own private capital with funds borrowed at favorable rates through SBA's guarantee of SBIC debentures. These SBIC debentures are then sold to private investors. An SBIC's success is linked to the growth and profitability of the companies that it finances. Therefore, some SBICs primarily assist businesses with significant growth potential, such as new firms in innovative industries. SBICs finance small firms by providing straight loans and/or equity-type investments. This kind of financing gives them partial ownership of those businesses and the possibility of sharing in the companies' profits as they grow and prosper.

Small Business Loan: A loan included in "loans to small businesses" as defined in the Consolidated Report of Condition and Income (Call Report). These loans have original amounts of $1 million or less and are either secured by nonfarm nonresidential properties or are classified as commercial and industrial loans.

Small Farm Loan: A loan included in "loans to small farms" as defined in the instructions for preparation of the Consolidated Report of Condition and Income (Call Report). These loans have original amounts of $500,000 or less and are either secured by farmland, including farm residential and other improvements, or are classified as loans to finance agricultural production and other loans to farmers.

Underserved Middle-Income Nonmetropolitan Geographies: A nonmetropolitan middle-income geography will be designated as underserved if it meets criteria for population size, density, and dispersion indicating the area's population is sufficiently small, thin, and distant from a population center that the tract is likely to have difficulty financing the fixed costs of meeting essential community needs.

Upper-Income: Individual income that is 120 percent or more of the area median income, or a median family income that is 120 percent or more in the case of a geography.

Urban Area: All territories, populations, and housing units in urbanized areas and in places of 2,500 or more persons outside urbanized areas. More specifically, "urban" consists of territory, persons, and housing units in places of 2,500 or more persons incorporated as cities, villages, boroughs (except in Alaska and New York), and towns (except in the New England states, New York, and Wisconsin).

"Urban" excludes the rural portions of "extended cities"; census designated place of 2,500 or more persons; and other territory, incorporated or unincorporated, including in urbanized areas.

APPENDIX B - LARGE BANK PERFORMANCE CRITERIA

Lending Test

The Lending Test evaluates the institution's record of helping to meet the credit needs of its AA(s) by considering an institution's home mortgage, small business, small farm, and community development lending. Performance under the Lending Test is weighted more heavily than the Investment and Service Tests when arriving at an overall rating. The institution's lending performance is evaluated pursuant to the following criteria:

1) The volume of lending activity;
2) The proportion of lending within the AA(s);
3) The dispersion of loans and the number and amount of loans in low-, moderate-, middle- and upper-income geographies in the AA(s);
4) The distribution of loans among borrowers of low-, moderate-, middle- and upper-income levels and businesses (including farms) of different sizes;
5) The volume of community development lending; and
6) The use of innovative or flexible lending practices.

Community Development Lending

The institution's community development lending activities are evaluated pursuant to the following criteria:

1) The extent to which community development lending opportunities have been made available to the institution;
2) The responsiveness of the institution's community development lending; and
3) The extent of leadership the institution has demonstrated in community development lending.

Innovative and Flexible Lending Practices

The institution's innovative and flexible lending practices are evaluated pursuant to the following criteria:

1) The degree to which the loans serve low- and moderate-income creditworthy borrowers in new ways or serve groups of creditworthy borrowers not previously served by the institution; and
2) The success of each product serving low- and moderate-income borrowers, including the number and dollar volume of loans originated during the review period.

Investment Test

The Investment Test evaluates the institution's record of helping to meet the credit needs of its AA(s) through its use of qualified investments that benefit the AA(s) or a broader statewide or regional area that includes the institution's AA(s). Activities considered under the Lending or Service Test may not be considered under the investment test. The institution's investment performance is evaluated pursuant to the following criteria:

1) The dollar amount of qualified investments;
2) The innovativeness or complexity of qualified investments;
3) The responsiveness of investments to credit and community development needs; and
4) The degree to which the qualified investments are not routinely provided by private investors.

Service Test

The Service Test evaluates the institution's record of helping to meet the credit needs of its AA(s) by analyzing both the availability and effectiveness of the institution's systems for delivering retail banking services and the extent and innovativeness of its community development services. The institution's retail banking services are evaluated pursuant to the following criteria:

1) The distribution of the institution's branches among geographies of different income levels;
2) The record of opening and closing branches, particularly branches located in low- and moderate-income geographies or that primarily serve low- or moderate-income individuals;
3) The availability and effectiveness of alternate systems for delivering retail banking services; and
4) The range of services provided in low-, moderate-, middle-, and upper-income geographies and the degree to which the services are tailored to meet the needs of those geographies.

In addition, the institution's community development services are evaluated pursuant to the following criteria:

1) The extent of community development services offered and used;
2) The innovativeness of community development services, including whether they serve low- and moderate-income customers in new ways or serve groups not previously served;
3) The degree to which they serve low- and moderate-income areas or individuals; and
4) Their responsiveness to available opportunities for community development services.

APPENDIX C - SCOPE OF EXAMINATION

Citizens Bank of Lafayette
SCOPE OF EXAMINATION: Reviewed bank performance under the Lending, Investment, and Service Tests.
TIME PERIOD REVIEWED: December 10, 2012, to July 28, 2015
PRODUCTS REVIEWED: HMDA Loans (Home Mortgage Loans): 2013 & 2014 CRA Data (Small Business & Small Farm): 2013 & 2014 Qualified Community Development Loans: 12/10/2012 to 7/28/2015. Qualified Community Development Investments: From Inception to 7/28/2015. Qualified Community Development Donations/Grants: 12/10/2012 to 7/28/2015. Qualified Community Development Services: 12/10/2012 to 7/28/2015.

LIST OF AFFILIATES AND PRODUCTS REVIEWED		
AFFILIATE(S):	**AFFILIATE RELATIONSHIP:**	**PRODUCTS REVIEWED:**
Citizens Bancorp Investment, Inc.	Holding Company	N/A
Citizens Insurance Services, Inc.	Bank Subsidiary	N/A
Town and Country Finance Company, Inc.	Holding Company Subsidiary	N/A

LIST OF AAs AND TYPE OF EXAMINATION			
ASSESSMENT AREA:	**TYPE OF EXAMINATION:**	**BRANCHES VISITED:**	**OTHER INFORMATION:**
Nashville MSA AA	Full Scope	Main Office	N/A
Non-MSA AA	Limited Scope	None	N/A

APPENDIX D

DATA TABLES

Institution ID: Citizens Bank

Table 1. Lending Volume

LENDING VOLUME		Geography: CITIZENS BANK				**Evaluation Period:** JANUARY 1, 2013 TO DECEMBER 31, 2013						
	% of Rated Area Loans (#) in MA/AA*	Home Mortgage		Small Loans to Businesses		Small Loans to Farms		Community Development Loans**		Total Reported Loans		% of Rated Area Deposits in MA/AA***
Assessment Area (2013):		#	$ (000's)	#	$ (000's)	#	$ (000's)	#	$ (000's)	#	$(000's)	
Full Review:												
Citizens - Lafayette - NASHVILLE MSA AA	72.79	157	8,275	120	3,949	159	6,053	15	5,950	436	18,277	55.85
Limited Review:												
Citizens - Lafayette - NONMSA AA	27.21	69	3,897	43	1,074	51	1,841	7	3,748	163	6,812	44.[illegible]

* Loan Data as of December 31, 2013. Rated area refers to either state or multi-state MA rating area.
** The evaluation period for Community Development Loans is from December 10, 2012 – July 28, 2015.
*** Deposit Data as of August 06, 2015. Rated Area refers to either the state, multi-state MA, or institution, as [illegible]priate.

Institution ID: Citizens Bank

Table 2a. Geographic Distribution of Home Purchase Loans

Geographic Distribution: HOME PURCHASE | Geography: CITIZENS BANK | **Evaluation Period:** JANUARY 1, 2013 TO DECEMBER 31, 2013

Assessment Area:	Total Home Purchase Loans		Low-Income Geographies		Moderate-Income Geographies		Middle-Income Geographies		Upper-Income Geographies		Aggregate HMDA Lending (%) by Tract Income*			
	#	% of Total**	% Owner Occ Units***	% BANK Loans****	% Owner Occ Units***	% BANK Loans	% Owner Occ Units***	% BANK Loans	% Owner Occ Units***	% BANK Loans	Low	Mod	Mid	Upp
Full Review:														
Citizens - Lafayette - NASHVILLE MSA AA	70	70.00	0.00	0.00	59.17	87.14	40.83	12.86	0.00	0.00	0.00	56.46	43.54	0.00
Limited Review:														
Citizens - Lafayette - NONMSA AA	30	30.00	0.00	0.00	6.33	13.33	93.67	86.67	0.00	0.00	0.00	9.55	90.45	0.00

* Based on 2013 Peer Mortgage Data -- US and PR

** Home purchase loans originated and purchased in the MA/AA as a percentage of all home purchase loans originated and purchased in the rated area.

*** Percentage of Owner Occupied Units is the number of owner occupied units in a particular geography divided by the number of owner occupied housing units in the area based on 2010 Census information.

**** Data shown includes only One to Four-family and manufactured housing. (Property type of 1 or 2)

Institution ID: Citizens Bank

Table 3a. Geographic Distribution of Home Improvement Loans

Geographic Distribution: HOME IMPROVEMENT | Geography: CITIZENS BANK | **Evaluation Period:** JANUARY 1, 2013 TO DECEMBER 31, 2013

Assessment Area:	Total Home Improvement Loans		Low-Income Geographies		Moderate-Income Geographies		Middle-Income Geographies		Upper-Income Geographies		Aggregate HMDA Lending (%) by Tract Income*			
	#	% of Total**	% Owner Occ Units***	% BANK Loans****	% Owner Occ Units***	% BANK Loans	% Owner Occ Units***	% BANK Loans	% Owner Occ Units***	% BANK Loans	Low	Mod	Mid	Upp
Full Review:														
Citizens - Lafayette - NASHVILLE MSA AA	26	83.87	0.00	0.00	59.17	92.31	40.83	7.69	0.00	0.00	0.00	57.24	42.76	0.00
Limited Review:														
Citizens - Lafayette - NONMSA AA	5	16.13	0.00	0.00	6.33	0.00	93.67	100.00	0.00	0.00	0.00	9.62	90.38	0.00

* Based on 2013 Peer Mortgage Data – US and PR

** Home improvement loans originated and purchased in the MA/AA as a percentage of all home improvement loans originated and purchased in the rated area.

*** Percentage of Owner Occupied Units is the number of owner occupied units in a particular geography divided by the number of owner occupied housing units in the area based on 2010 Census information.

**** Data shown includes only One to Four-family and manufactured housing. (Property type of 1 or 2)

Institution ID: Citizens Bank

Table 4a. Geographic Distribution of Home Mortgage Refinance Loans

Geographic Distribution: HOME MORTGAGE REFINANCE | Geography: CITIZENS BANK | **Evaluation Period:** JANUARY 1, 2013 TO DECEMBER 31, 2013

Assessment Area:	Total Home Mortgage Refinance Loans		Low-Income Geographies		Moderate-Income Geographies		Middle-Income Geographies		Upper-Income Geographies		Aggregate HMDA Lending (%) by Tract Income*			
	#	% of Total**	% Owner Occ Units***	% BANK Loans****	% Owner Occ Units***	% BANK Loans	% Owner Occ Units***	% BANK Loans	% Owner Occ Units***	% BANK Loans	Low	Mod	Mid	Upp
Full Review:														
Citizens - Lafayette - NASHVILLE MSA AA	60	64.52	0.00	0.00	59.17	85.00	40.83	15.00	0.00	0.00	0.00	59.54	40.46	0.00
Limited Review:														
Citizens - Lafayette - NONMSA AA	33	35.48	0.00	0.00	6.33	15.15	93.67	84.85	0.00	0.00	0.00	7.29	92.71	0.00

* Based on 2013 Peer Mortgage Data -- US and PR

** Home refinance loans originated and purchased in the MA/AA as a percentage of all home refinance loans originated and purchased in the rated area.

*** Percentage of Owner Occupied Units is the number of owner occupied units in a particular geography divided by the number of owner occupied housing units in the area based on 2010 Census information.

**** Data shown includes only One to Four-family and manufactured housing. (Property type of 1 or 2)

Institution ID: Citizens Bank

Table 5a. Geographic Distribution of Multifamily Loans

Geographic Distribution: MULTIFAMILY | Geography: CITIZENS BANK | **Evaluation Period**: JANUARY 1, 2013 TO DECEMBER 31, 2013

Assessment Area:	Total Multifamily Loans		Low-income Geographies		Moderate-Income Geographies		Middle-Income Geographies		Upper-Income Geographies		Aggregate HMDA Lending (%) by Tract Income*			
	#	% of Total**	% of MF Units***	% BANK Loans****	% MF Units***	% BANK Loans	% MF Units***	% BANK Loans	% MF Units***	% BANK Loans	Low	Mod	Mid	Upp
Full Review:														
Citizens - Lafayette - NASHVILLE MSA AA	1	50.00	0.00	0.00	80.82	100.00	19.18	0.00	0.00	0.00	0.00	75.00	25.00	0.00
Limited Review:														
Citizens - Lafayette - NONMSA AA	1	50.00	0.00	0.00	0.00	0.00	100.00	100.00	0.00	0.00	0.00	0.00	100.00	0.00

* Based on 2013 Peer Mortgage Data – US and PR

** Multi-family loans originated and purchased in the MA/AA as a percentage of all multi-family loans originated and purchased in the rated area.

*** Percentage of Multi-Family Units is the number of multifamily units in a particular geography divided by the number of multi-family housing units in the area based on 2010 Census information.

**** Multifamily loan distribution includes Home Purchases, Home Improvement and Refinances.

Institution ID: Citizens Bank

Table 6a. Geographic Distribution of Small Loans to Businesses

Geographic Distribution: SMALL LOANS TO BUSINESSES Geography: CITIZENS BANK **Evaluation Period:** JANUARY 1, 2013 TO DECEMBER 31, 2013

Assessment Area:	Total Small Business Loans		Low-Income Geographies		Moderate-Income Geographies		Middle-Income Geographies		Upper-Income Geographies		Aggregate Lending (%) by Tract Income*			
	#	% of Total**	% of Businesses***	% BANK Loans	% of Businesses***	% BANK Loans	% of Businesses***	% BANK Loans	% of Businesses***	% BANK Loans	Low	Mod	Mid	Upp
Full Review:														
Citizens - Lafayette - NASHVILLE MSA AA	120	73.62	0.00	0.00	66.91	90.83	33.09	9.17	0.00	0.00	0.00	22.83	46.74	30.43
Limited Review:														
Citizens - Lafayette - NONMSA AA	43	26.38	0.00	0.00	6.26	20.93	93.74	79.07	0.00	0.00	0.00	7.14	92.86	0.00

* Based on 2013 Peer Small Business Data – US and PR

** Small loans to businesses originated and purchased in the MA/AA as a percentage of all small loans to businesses originated and purchased in the rated area.

*** Source Data - Dun and Bradstreet (2013).

Institution ID: Citizens Bank

Table 7a. Geographic Distribution of Small Loans to Farms

Geographic Distribution: SMALL LOANS TO FARMS Geography: CITIZENS BANK **Evaluation Period:** JANUARY 1, 2013 TO DECEMBER 31, 2013

Assessment Area:	Total Small Farm Loans		Low-Income Geographies		Moderate-Income Geographies		Middle-Income Geographies		Upper-Income Geographies		Aggregate Lending (%) by Tract Income*			
	#	% of Total**	% of Farms***	% BANK Loans	% of Farms**	% BANK Loans	% of Farms**	% BANK Loans	% of Farms**	% BANK Loans	Low	Mod	Mid	Upp
Full Review:														
Citizens - Lafayette - NASHVILLE MSA AA	159	75.71	0.00	0.00	58.75	86.16	41.25	13.84	0.00	0.00	0.00	63.67	32.21	4.12
Limited Review:														
Citizens - Lafayette - NONMSA AA	51	24.29	0.00	0.00	10.14	9.80	89.86	90.20	0.00	0.00	0.00	6.49	93.51	0.00

* Based on 2013 Peer Small Business Data – US and PR

** Small loans to farms originated and purchased in the MA/AA as a percentage of all small loans to farms originated and purchased in the rated area.

*** Source Data - Dun and Bradstreet (2013).

Institution ID: Citizens Bank

Table 8a. Borrower Distribution of Home Purchase Loans

Borrower Distribution: HOME PURCHASE | Geography: CITIZENS BANK | **Evaluation Period:** JANUARY 1, 2013 TO DECEMBER 31, 2013

Assessment Area:	Total Home Purchase Loans		Low-Income Borrowers		Moderate-Income Borrowers		Middle-Income Borrowers		Upper-Income Borrowers		Aggregate Lending Data*			
	#	% of Total**	% Families***	% BANK Loans****	% Families*	% BANK Loans****	% Families***	% BANK Loans****	% Families***	% BANK Loans****	Low	Mod	Mid	Upp
Full Review:														
Citizens - Lafayette - NASHVILLE MSA AA	70	70.00	30.45	22.39	23.20	14.93	21.39	11.94	24.97	50.75	20.38	31.20	24.16	24.26
Limited Review:														
Citizens - Lafayette - NONMSA AA	30	30.00	24.77	13.79	16.08	24.14	23.84	20.69	35.30	41.38	11.89	24.48	25.17	38.46

* Based on 2013 Peer Mortgage Data – US and PR
** Home purchase loans originated and purchased in the MA/AA as a percentage of all home purchase loans originated and purchased in the rated area.
*** Percentage of Families is based on the 2010 Census information.
**** As a percentage of loans with borrower income information available. No information was available for 4.0% of loans originated and purchased by BANK.
* Data shown includes only One to Four-family and manufactured housing. (Property type of 1 or 2)

Institution ID: Citizens Bank

Table 9a. Borrower Distribution of Home Improvement Loans

Borrower Distribution: HOME IMPROVEMENT | Geography: CITIZENS BANK | **Evaluation Period:** JANUARY 1, 2013 TO DECEMBER 31, 2013

Assessment Area:	Total Home Improvement Loans		Low-Income Borrowers		Moderate-Income Borrowers		Middle-Income Borrowers		Upper-Income Borrowers		Aggregate Lending Data*			
	#	% of Total**	% Families***	% BANK Loans****	% Families*	% BANK Loans****	% Families***	% BANK Loans****	% Families***	% BANK Loans****	Low	Mod	Mid	Upp
Full Review:														
Citizens - Lafayette - NASHVILLE MSA AA	26	83.87	30.45	24.00	23.20	32.00	21.39	28.00	24.97	16.00	21.92	29.45	23.29	25.34
Limited Review:														
Citizens - Lafayette - NONMSA AA	5	16.13	24.77	20.00	16.08	0.00	23.84	40.00	35.30	40.00	22.45	28.57	18.37	30.61

* Based on 2013 Peer Mortgage Data -- US and PR
** Home improvement loans originated and purchased in the MA/AA as a percentage of all home improvement loans originated and purchased in the rated area.
*** Percentage of Families is based on the 2010 Census information.
**** As a percentage of loans with borrower income information available. No information was available for 3.2% of loans originated and purchased by BANK.
* Data shown includes only One to Four-family and manufactured housing. (Property type of 1 or 2)

Institution ID: Citizens Bank

Table 10a. Borrower Distribution of Home Mortgage Refinance Loans

Borrower Distribution: HOME MORTGAGE REFINANCE | Geography: CITIZENS BANK | **Evaluation Period:** JANUARY 1, 2013 TO DECEMBER 31, 2013

Assessment Area:	Total Home Mortgage Refinance Loans		Low-Income Borrowers		Moderate-Income Borrowers		Middle-Income Borrowers		Upper-Income Borrowers		Aggregate Lending Data*			
	#	% of Total**	% Families***	% BANK Loans****	% Families*	% BANK Loans****	% Families***	% BANK Loans****	% Families***	% BANK Loans****	Low	Mod	Mid	Upp
Full Review:														
Citizens - Lafayette - NASHVILLE MSA AA	60	64.52	30.45	27.12	23.20	30.51	21.39	25.42	24.97	16.95	18.55	24.81	24.60	32.04
Limited Review:														
Citizens - Lafayette - NONMSA AA	33	35.48	24.77	12.12	16.08	33.33	23.84	9.09	35.30	45.45	8.56	21.27	20.78	49.39

* Based on 2013 Peer Mortgage Data – US and PR
** Home refinance loans originated and purchased in the MA/AA as a percentage of all home refinance loans originated and purchased in the rated area.
*** Percentage of Families is based on the 2010 Census information.
**** As a percentage of loans with borrower income information available. No information was available for 1.1% of loans originated and purchased by BANK.
* Data shown includes only One to Four-family and manufactured housing. (Property type of 1 or 2)

Institution ID: Citizens Bank

Table 11a. Borrower Distribution of Small Loans to Businesses

Borrower Distribution: SMALL LOANS TO BUSINESSES | Geography: CITIZENS BANK | **Evaluation Period:** JANUARY 1, 2013 TO DECEMBER 31, 2013

Assessment Area:	Total Small Loans to Businesses		Businesses With Revenues of $1 million or less		Loans by Original Amount Regardless of Business Size			Aggregate Lending Data*	
	#	% of Total**	% of Businesses***	% BANK Loans****	$100,000 or less	>$100,000 to $250,000	>$250,000 to $1,000,000	All	Rev$ 1 Million or Less
Full Review:									
Citizens - Lafayette - NASHVILLE MSA AA	120	73.62	73.06	99.17	95.00	3.33	1.67	3,797	1,800
Limited Review:									
Citizens - Lafayette - NONMSA AA	43	26.38	76.58	100.00	97.67	0.00	2.33	275	166

* Based on 2013 Peer Small Business Data -- US and PR

** Small loans to businesses originated and purchased in the MA/AA as a percentage of all small loans to businesses originated and purchased in the rated area.

*** Businesses with revenues of $1 million or less as a percentage of all businesses (Source D&B - 2013).

**** Small loans to businesses with revenues of $1 million or less as a percentage of all loans reported as small loans to businesses. No information was available for 0.00% of small loans to businesses originated and purchased by the bank.

Institution ID: Citizens Bank

Table 12a. Borrower Distribution of Small Loans to Farms

Borrower Distribution: SMALL LOANS TO FARMS | Geography: CITIZENS BANK | **Evaluation Period:** JANUARY 1, 2013 TO DECEMBER 31, 2013

Assessment Area:	Total Small Loans to Farms		Farms With Revenues of $1 million or less		Loans by Original Amount Regardless of Farm Size			Aggregate Lending Data*	
	#	% of Total**	% of Farms***	% BANK Loans****	$100,000 or less	>$100,000 to $250,000	>$250,000 to $500,000	All	Rev$ 1 Million or Less
Full Review:									
Citizens - Lafayette - NASHVILLE MSA AA	159	75.71	100.00	98.74	92.45	5.03	2.52	270	215
Limited Review:									
Citizens - Lafayette - NONMSA AA	51	24.29	97.70	100.00	90.20	7.84	1.96	77	62

* Based on 2013 Peer Small Business Data – US and PR

** Small loans to farms originated and purchased in the MA/AA as a percentage of all small loans to farms originated and purchased in the rated area.

*** Farms with revenues of $1 million or less as a percentage of all farms (Source D&B - 2013).

**** Small loans to farms with revenues of $1 million or less as a percentage of all loans reported as small loans to farms. No information was available for 0.00% of small loans to farms originated and purchased by the bank.

Institution ID: Citizens Bank

Table 14. Distribution of Branch Delivery System and Branch Openings/Closings

DISTRIBUTION OF BRANCH DELIVERY SYSTEM AND BRANCH OPENINGS/CLOSINGS Geography: CITIZENS BANK **Evaluation Period:** DECEMBER 10, 2012 TO DECEMBER 31, 2014

Assessment Area:	Deposits	Branches						Branch Openings/Closings						Population			
	% of Rated Area Deposits in AA	# of BANK Branches	% of Rated Area Branches in AA	Location of Branches by Income of Geographies (%)				# of Branch Openings	# of Branch Closings	Net change in Location of Branches (+ or -)				% of Population within Each Geography			
				Low	Mod	Mid	Upp			Low	Mod	Mid	Upp	Low	Mod	Mid	Upp
Full Review:																	
Citizens - Lafayette - NASHVILLE MSA AA	55.85	9	60.00	0	7	2	0.00	0	0	0	0	0	0	0.00	63.14	36.86	0.00
Limited Review:																	
Citizens - Lafayette - NONMSA AA	44.15	6	40.00	0	0	6	0.00	0	0	0	0	0	0	0.00	6.00	94.00	0.00

*Excludes Traders Bank branches recently purchased.

Institution ID: Citizens Bank

Distribution of Branch and ATM Delivery System

DISTRIBUTION OF BRANCH and ATM DELIVERY SYSTEM Geography: CITIZENS BANK **Evaluation Period:** JANUARY 1, 2013 TO DECEMBER 31, 2013

Assessment Area:	Deposits	Branches						ATMs						Population			
	% of Total Bank Deposits	# of BANK Branches	% of Total Bank Branches	Location of Branches by Income of Geographies (%)				# of Bank ATMs	# of Total Bank ATMs	Location of ATMs by Income of Geographies				% of Population within Each Geography			
				Low	Mod	Mid	Upp			Low	Mod	Mid	Upp	Low	Mod	Mid	Upp
Full Review:																	
Citizens - Lafayette - NASHVILLE MSA AA	55.85	9	60.00	0	7	2	0	0	0	0	5	3	0	0.00	63.14	36.86	0.00
Limited Review:																	
Citizens - Lafayette - NONMSA AA	44.15	6	40.00	0	0	6	0	0	0	0	0	4	0	0.00	6.00	94.00	0.00

Institution ID: Citizens Bank

Citizens - Lafayette - NASHVILLE MSA AA

Demographic Information for Full Scope Area: Citizens - Lafayette - NASHVILLE MSA AA						
Demographic Characteristics	#	Low % of #	Moderate % of #	Middle % of #	Upper % of #	NA* % of #
Geographies (Census Tracts)	17	0.00	64.71	35.29	0.00	0.00
Population by Geography	76,232	0.00	63.14	36.86	0.00	0.00
Owner-Occupied Housing by Geography	20,172	0.00	59.17	40.83	0.00	0.00
Business by Geography	5,267	0.00	66.91	33.09	0.00	0.00
Farms by Geography	383	0.00	58.75	41.25	0.00	0.00
Family Distribution by Income Level	19,529	30.45	23.20	21.39	24.97	0.00
Distribution of Low and Moderate Income Families throughout AA Geographies	10,476	0.00	71.45	28.55	0.00	0.00
Median Family Income FFIEC Adjusted Median Family Income for 2013 Households Below Poverty Level		$63,006 $62,300 19%	Median Housing Value		$118,006	

(*) The NA category consists of geographies that have not been assigned an income classification.
Source: 2010 US Census and 2013 FFIEC updated MFI

Institution ID: Citizens Bank

Citizens - Lafayette - NONMSA AA

Demographic Information for Limited Scope Area: Citizens - Lafayette - NONMSA AA						
Demographic Characteristics	#	Low % of #	Moderate % of #	Middle % of #	Upper % of #	NA* % of #
Geographies (Census Tracts)	10	0.00	10.00	90.00	0.00	0.00
Population by Geography	38,222	0.00	6.00	94.00	0.00	0.00
Owner-Occupied Housing by Geography	11,549	0.00	6.33	93.67	0.00	0.00
Business by Geography	2,524	0.00	6.26	93.74	0.00	0.00
Farms by Geography	217	0.00	10.14	89.86	0.00	0.00
Family Distribution by Income Level	10,557	24.77	16.08	23.84	35.30	0.00
Distribution of Low and Moderate Income Families throughout AA Geographies	4,313	0.00	9.14	90.86	0.00	0.00
Median Family Income FFIEC Adjusted Median Family Income for 2013 Households Below Poverty Level		45,046 46,700 21%	Median Housing Value		$95,761	

(*) The NA category consists of geographies that have not been assigned an income classification.
Source: 2010 US Census and 2013 FFIEC updated MFI

PUBLIC DISCLOSURE

May 30, 2018

COMMUNITY REINVESTMENT ACT PERFORMANCE EVALUATION

Citizens Bank of Lafayette
Certificate Number: 1711

400 Highway 52 By-Pass West
Lafayette, Tennessee 37083

Federal Deposit Insurance Corporation
Division of Depositor and Consumer Protection
Dallas Region – Memphis Area Office

6060 Primacy Parkway, Suite 300
Memphis, Tennessee 38119

This document is an evaluation of this institution's record of meeting the credit needs of its entire community, including low- and moderate-income neighborhoods, consistent with safe and sound operation of the institution. This evaluation is not, nor should it be construed as, an assessment of the financial condition of this institution. The rating assigned to this institution does not represent an analysis, conclusion or opinion of the federal financial supervisory agency concerning the safety and soundness of this financial institution.

TABLE OF CONTENTS

I. Institution
- a. Institution Rating 1
- b. Scope of Evaluation 3
- c. Description of Institution 6
- d. Description of Assessment Areas 8
- e. Conclusions with Respect to Performance Criteria 15
  - i. Lending Test 15
  - ii. Investment Test 26
  - iii. Service Test 28
  - iv. Discriminatory or Other Illegal Credit Practices Review 32

II. Appendix
- a. Scope of Evaluation 33
- b. Glossary 34
- c. FFIEC Standard Data Tables 40

INSTITUTION RATING

INSTITUTION'S COMMUNITY REINVESTMENT ACT (CRA) RATING: This institution is rated **Satisfactory**. An institution in this group has a satisfactory record of helping to meet the credit needs of its assessment area, including low- and moderate-income neighborhoods, in a manner consistent with its resources and capabilities.

The following table indicates the performance level of **Citizens Bank of Lafayette (CBL)** with respect to the Lending, Investment, and Service Tests.

PERFORMANCE LEVELS	PERFORMANCE TESTS		
	Lending Test*	Investment Test	Service Test
Outstanding		X	
High Satisfactory	X		X
Low Satisfactory			
Needs to Improve			
Substantial Noncompliance			

** The Lending Test is weighted more heavily than the Investment and Service Tests when arriving at an overall rating.*

The following points present conclusions regarding the factors supporting the tests' ratings.

The Lending Test is rated High Satisfactory.

- Lending levels reflect excellent responsiveness to assessment area credit needs.
- The institution originated an adequate percentage of loans in the institution's assessment areas.
- The geographic distribution of loans reflects excellent penetration throughout the assessment areas.
- The distribution of borrowers reflects, given the product lines offered by the institution, good penetration among retail customers of different income levels and businesses (including farms) of different sizes.
- The institution is a leader in making community development loans.
- The institution makes limited use of innovative or flexible lending practices.

The Investment Test is rated Outstanding.

- The institution has an excellent level of qualified community development investments and grants.
- The institution exhibits good responsiveness to credit and community economic development needs.

- The institution occasionally uses innovative or complex investments to support community development initiatives.

The Service Test is rated <u>High Satisfactory</u>.

- The institution exhibited a good record regarding its retail banking services.
- The institution provides an adequate level of community development services.

SCOPE OF EVALUATION

General Information

This evaluation covers the time period from July 28, 2015, to May 30, 2018, the date of the previous evaluation to the current evaluation's date. While the bank met the asset threshold as an Intermediate Small Bank, management collected and reported CRA data since the last evaluation and elected evaluation as a Large Bank. To assess performance, examiners applied the CRA Large Bank tests: Lending Test, Investment Test, and Service Test. Examiners did not consider affiliate activity within this performance evaluation.

Full-Scope Assessment Areas

CBL operates in two separate assessment areas, all in the State of Tennessee, as more fully described under Description of Assessment Areas. For the purposes of this evaluation, as allowed in outstanding guidance, examiners combined the nonmetropolitan assessment areas for analysis and presentation purposes.

Examiners applied full-scope procedures to the Nashville-Davidson-Murfreesboro-Franklin, TN (Nashville) Metropolitan Statistical Area (MSA) Assessment Area (AA), after contemplating all considerations in outstanding guidance, including the level of activity in each AA. Examiners also applied full-scope procedures to the Tennessee Non-MSA (Non-MSA) AA since this area did not receive full-scope procedures in either of the two prior evaluations.

Lending Test

Loan Products Reviewed

CRA Large Bank procedures require examiners to consider a bank's reported home mortgage, small business, and small farm loans for the previous 24 to 36 months, as well as all community development loans granted since the prior evaluation. Consequently, this evaluation considered the following loans reported either for the Home Mortgage Disclosure Act (HMDA) or CRA data collection reporting requirements:

Home Mortgage Loans:

- 2015: 240 loans totaling $18,418,000
- 2016: 304 loans totaling $32,548,000
- 2017: 292 loans totaling $30,549,000

Small Business Loans:

- 2015: 309 loans totaling $17,779,000
- 2016: 438 loans totaling $34,135,000
- 2017: 534 loans totaling $43,961,000

Small Farm Loans:

- 2015: 242 loans totaling $10,612,000
- 2016: 271 loans totaling $13,605,000
- 2017: 208 loans totaling $11,881,000

Community Development Loans:
July 28, 2015 – May 30, 2018: 34 loans totaling $24,468,000

Loan Category Weighting for Lending Activity and Assessment Area Concentration

When weighing the loan categories for lending activity and AA concentration, examiners considered the bank's reported home mortgage, small business, and small farm loans originated and purchased. Given the lack of anomalies between the three years' data considered, examiners focused on and presented 2016 data for the AA concentration, the most recent year for which aggregate data exists as of this evaluation.

The following table shows that the lending emphasis of reportable loans for 2016 reflects an emphasis on small business loans by dollar volume and number. The 2016 data reflects a relatively similar pattern with the other years considered and for both of the AAs. Thus, small business loans generally received heavier weighting when arriving at lending activity and AA concentration conclusions.

Loan Category Weighting				
Loan Categories Reviewed	**Universes of Loan Categories Reviewed**			
	$(000)	**%**	**#**	**%**
Home Mortgage	32,548	40.5	304	30.0
Small Business	34,135	42.5	438	43.2
Small Farm	13,605	17.0	271	26.8
Total Reviewed Categories	**80,288**	**100.0**	**1,013**	**100.00**
Source: HMDA data (2016); CRA data (2016). **Includes one multi-family loan.*				

Loan Category Weighting for Geographic Distribution and Borrower Profile Activity

When weighing the loan categories' effect on conclusions, examiners only considered the bank's reported home mortgage, small business, and small farm loans originated within the bank's AAs. Given the lack of anomalies between the three years' data considered, examiners focused on and presented 2016 data, the most recent year for which aggregate data exists as of this evaluation.

The following table shows that the lending emphasis of reportable loans for 2016 reflects an emphasis on home mortgage loans within the bank's AAs by dollar volume. The 2016 data reflects a relatively similar pattern with the other years considered and for both of the AAs. Thus, home mortgage loans generally received heavier weighting when arriving at geographic distribution and borrower profile conclusions.

Loan Category Weighting				
Loan Categories Reviewed	Loan Categories Reviewed within the AAs			
	$(000)	%	#	%
Home Mortgage	21,762	41.4	235*	30.9
Small Business	19,499	37.1	304	40.0
Small Farm	11,292	21.5	221	29.1
Total Reviewed Categories	**52,553**	**100.0**	**760**	**100.0**

Source: HMDA data (2016); CRA data (2016).
**includes one multi-family loan.*

Since no trends existed that materially affected conclusions and ratings, this evaluation only presents and discusses information for 2016.

Assessment Area Weighting

The following table shows the distribution of the loan categories reviewed by AA based on the number of loans originated inside the bank's AAs. Examiners used these percentages to weigh the noted areas depending on the loan category evaluated.

Consequently, examiners weighed the Nashville MSA AA more heavily when analyzing home mortgage and small farm loans, and weighed the Non-MSA AA more heavily when considering small business loans. When evaluating the noted loan categories, examiners weighed each area consistent with that area's lending level for the loan category evaluated.

Assessment Area Distribution						
Assessment Area	Percent of Number				Deposits % of $	Offices % of #
	Home Mortgage	Small Business	Small Farm	TOTAL		
Nashville MSA AA	56.2	47.0	61.5	54.1	46.0	47.4
Non-MSA AA	43.8	53.0	38.5	45.9	54.0	52.6

Source: HMDA & CRA data (2016); Federal Deposit Insurance Corporation (FDIC) Summary of Deposits (6/30/17); Bank Records.

Investment and Service Tests

The scope for the Investment and Service Tests considered applicable current period community development (CD) activities, including qualified investments and CD services. Current period activities, including CD loans considered under the Lending Test, involve those generated since the previous evaluation. The Investment Test's scope further encompasses all prior period qualified investments. Prior period qualified investments involve those purchased prior to the previous evaluation, but still outstanding as of this evaluation's date.

DESCRIPTION OF INSTITUTION

Background

CBL, headquartered in Lafayette, Tennessee, operates in Middle Tennessee (Bedford, Clay, Coffee, DeKalb, Franklin, Jackson, Macon, Smith, Sumner, and Wilson Counties). Citizens Bancorp Investment, Inc., a one-bank holding company headquartered in Lafayette, Tennessee wholly owns CBL. The holding company also wholly owns Town and Country Finance Company and Citizens Insurance Services. The institution received a "Satisfactory" rating at its previous FDIC Performance Evaluation dated July 28, 2015, based on Large Bank Evaluation Procedures.

Operations

CBL functions as a retail bank focusing on residential and commercial loans from its 19 full-service offices. The bank did not participate in any merger or acquisition activity since the prior evaluation. The Description of Assessment Areas depicts the offices' specific locations.

The main office in Lafayette, which is the county seat of Macon County, is located 70 miles northeast of Nashville, Tennessee. Nine of the bank's offices operate in the Nashville MSA AA, and the remaining ten offices are located in the Non-MSA AA. The bank owns 19 automated teller machines (ATMs), with 17 ATMs located at bank offices. The other two ATMs operate offsite in Carthage and Gordonsville, Tennessee. The bank opened one branch (Gordonsville Branch, Smith County) and closed two branches (Hermitage Springs Branch, Clay County and North Carthage Branch, Smith County) since the last evaluation.

The bank offers a variety of loan products, including commercial, residential, consumer, and agricultural, as well as a variety of deposit services including remote deposit capture, telephone banking services, internet banking services, and mobile banking services. Including extended hours, the bank maintains banking hours typical for the areas and the industry.

Ability and Capacity

The following table shows that Net Loans and Leases represent the largest percentage of the bank's total assets as of March 31, 2018. The table provides the complete asset mix. For the 12 quarters since the previous evaluation, the bank recorded an average, net loan-to-deposit ratio of 81.0 percent, thereby reflecting a capacity to respond to future loan growth through core deposits.

Since the last evaluation, on average per year, total assets increased 8.6 percent, net loans increased 17.4 percent, and total deposits increased 7.7 percent. As of March 31, 2018, the bank reported a Return on Average Assets of 1.4 percent and a Tier 1 Leverage Capital Ratio of 10.3 percent. The institution also reported total deposits of $716.8 million.

Asset Distribution		
Asset Category	$(000)	%
Cash	19,289	2.1
Securities	267,468	29.1
Federal Funds Sold	1,000	0.1
Net Loans & Leases	580,523	63.2
Premises & Fixed Assets	10,498	1.1
Other Real Estate Owned	478	0.1
Investments in Subsidiaries	437	0.1
Intangible Assets	6,418	0.7
Other Assets	32,344	3.5
Total Assets	**918,455**	**100.0**
Source: Report of Condition (3/31/18).		

The following table details the mix of outstanding loans as of March 31, 2018. Residential loans account for 36.4 percent (secured by 1-4 family residential and multi-family residential) and commercial loans account for 32.2 percent (secured by commercial real estate and commercial and industrial) still representing the largest loan types.

Loan Portfolio Distribution		
Loan Category	$(000)	%
Construction & Land Development	52,480	8.9
Secured by Farmland	64,369	10.9
Secured by 1-4 Family Residential	190,440	32.4
Secured by Multi-Family Residential	23,575	4.0
Secured by Commercial Real Estate	142,681	24.3
Total Real Estate	**473,545**	**80.5**
Agricultural Production	7,312	1.2
Commercial and Industrial	46,338	7.9
Consumer	52,263	8.9
Other Loans	8,800	1.5
Gross Loans	**588,258**	**100.0**
Source: Report of Condition (3/31/18).		

Examiners did not identify any financial, legal, or other impediments that affect the bank's ability to meet the AAs' credit needs.

DESCRIPTION OF ASSESSMENT AREAS

Overall Description

CBL designated two AAs: 1) portions of the Nashville MSA AA and 2) Non-MSA AA. This evaluation combines all of the nonmetropolitan areas for presentation and analysis purposes. Combined, the AAs contain 59 census tracts with the following income designations based on 2010 Census data, the following details income levels per census tract: 1 low-, 13 moderate-, 32 middle-, 12 upper-income tracts, and one tract with no income designation. According to the 2015 American Community Survey (ACS) data, the income designations shifted slightly with corresponding population: 1 low-, 16 moderate-, 34 middle-, 7 upper-income tracts, and 1 tract with no income designation. The changes do not materially affect the AAs needs or opportunities.

Both of the AAs conform to CRA regulatory requirements. As reflected in the following small business and small farm demographic data, examiners used the 2016 D&B data. Therefore, the number of low- and moderate-income census tracts changed with the 2016 D&B data. The following headings describe each of the areas reviewed for this evaluation.

Nashville MSA AA

The Nashville MSA AA consists of all of Macon and Smith Counties and those census tracts in Sumner (four census tracts) and Wilson (six census tracts) Counties that are near the bank's offices. This AA includes only a portion of the Nashville MSA counties. These 19 tracts reflect the following income designations according to the 2010 Census data: no low-income, eleven moderate-income, seven middle-income, and one upper-income census tracts.

Operations

The following table shows that the bank operates nine full-service offices in this area. The bank operates ten ATMs in the area. Each of the offices maintained hours consistent with the area and the industry. The table notes any office openings or closings. The bank's delivery systems and range of products and services remained consistent with those reflected in the Description of Institution section of this Performance Evaluation.

As noted, this area generates 54.1 percent of the reviewed loans in 2016, while also gathering 46.0 percent of its deposits and operating 47.4 percent of its offices. Examiners applied full-scope procedures to this area.

Office Locations Nashville MSA AA				
County/City/Office	Office Type	Census Tract Number	Census Tract Income Level	Office Opened or Closed Since Last Evaluation
Macon County				
Lafayette – 400 Hwy 52 Bypass West	Main Office	9703.00	Moderate	No
Lafayette – 201 West Locust Street	Branch	9703.00	Moderate	No
Lafayette – 1108 Scottsville Road	Branch	9703.00	Moderate	No
Red Boiling Springs – 32 Carthage Road	Branch	9701.00	Moderate	No
Smith County				
Carthage – 50 Main Street North	Branch	9751.00	Moderate	No
Carthage – 55 Dixon Springs Hwy	Branch	9750.00	Moderate	Closed – May 2016
Gordonsville – 411 Gordonsville Hwy	Branch	9754.00	Middle	Opened – May 2016
Sumner County				
Westmoreland – 990 New Hwy 52 East	Branch	0201.01	Moderate	No
Wilson County				
Lebanon – 214 North Cumberland	Branch	0307.00	Low	No
Lebanon – 1035 West Main Street	Branch	0306.00	Moderate	No

Source: Bank Records; U.S. Census Data (2010).

Demographic and Economic Data

The demographic data presented in the table below shows few opportunities for home mortgage lending in low-income tracts, as owner-occupied units comprise 2.0 percent of the tracts. Additionally, 13.5 percent of families live below the poverty level making home mortgage loans to low-income borrowers more difficult. The data details more opportunities in moderate-income tracts with owner-occupied units accounting for 56.3 percent of these tracts. The table further illustrates opportunities for small business and small farm lending in moderate-income census tracts as the percent of businesses and farms by geographies detailing 64.2 percent and 58.6 percent, respectively. As noted above, the business and farm demographics derive from 2016 D&B data, where the census tract income levels changed from the 2010 Census data.

Demographic Information Nashville MSA AA						
Demographic Characteristics	**#**	**Low % of #**	**Moderate % of #**	**Middle % of #**	**Upper % of #**	**NA % of #**
Geographies (Census Tracts)	19	0.0	57.9	36.8	5.3	0.0
Population by Geography	83,340	0.0	57.8	38.4	3.9	0.0
Housing Units by Geography	35,523	0.0	58.2	37.8	4.0	0.0
Owner-Occupied Units by Geography	22,512	0.0	53.0	41.8	5.2	0.0
Occupied Rental Units by Geography	8,257	0.0	71.9	26.8	1.3	0.0
Vacant Units by Geography	4,754	0.0	58.8	38.2	3.0	0.0
Businesses by Geography	4,391	0.0	64.2	32.4	3.5	0.0
Farms by Geography	266	0.0	58.6	36.5	4.9	0.0
Family Distribution by Income Level	21,779	28.6	23.1	21.2	27.1	0.0
Household Distribution by Income Level	30,769	31.9	18.6	18.8	30.6	0.0
Median Family Income MSA - 34980 Nashville-Davidson--Murfreesboro--Franklin, TN MSA	$62,315	Median Housing Value				$121,709
		Median Gross Rent				$605
		Families Below Poverty Level				13.5%
Source: U.S. Census (2010) and D&B Data (2016). Dunn + Bradstreet						

Examiners used the applicable Federal Financial Institutions Examination Council (FFIEC)-estimated Median Family Income (MFI) to analyze home mortgage loans under the Borrower Profile performance factor. The following table shows the calculated income ranges, based on the 2016 FFIEC-estimated MFI of $66,600, applicable to the Nashville MSA AA.

Median Family Income Ranges Nashville MSA AA				
Year (MFI)	**Income Levels**			
	Low *(Less than 50%)*	**Moderate** *(50 to < 80%)*	**Middle** *(80 to < 120%)*	**Upper** *(120% or more)*
2016 ($66,600)	<$33,300	$33,300 to <$53,280	$53,280 to <$79,920	≥$79,920
Source: FFIEC-estimated MFI (2016).				

The economy of the Nashville MSA AA primarily relies on health care and manufacturing, but remains relatively diversified. Major employers include Nestle Waters North America, Tri-County Electric, William L. Bonnell Co., Sumner Regional Medical, Nyr Star LLC, Tennova Healthcare, Amazon Fulfillment Center, UMC Radiology, and University Medical Center. The Nashville MSA posted a 2.7 percent unemployment rate, lower than both the 3.4 percent State of Tennessee rate and the 4.1 percent U.S. rate for the same time period. The figures derive from the U.S. Department of Labor's Bureau Statistics as of March 2018.

Competition
CBL operates in a highly competitive financial market in the Nashville MSA AA based on its population. Competition derives from other local, regional, and national banks. As of June 30, 2017, 29 banks operated 122 offices in the Nashville MSA AA. CBL ranked 7th holding 4.7 percent of the deposit market share for this same time period. In addition, a large number of finance companies, credit unions, and mortgage companies operate in this area.

Another means of determining the competition level involves reviewing home mortgage data reported according to the HMDA. In 2016, 210 lenders reported 3,027 home mortgage loans in the area totaling over $453.5 million. CBL ranked 4th out of this group of lenders, with a market share of 2.5 percent by dollar amount and 4.4 percent by number with an average loan size of $84,000 compared to $150,000 for the other area reporters. Considering all factors, the area's competition level still allows for home mortgage lending opportunities.

In addition, reviewing small business loans reported according to CRA Data Collection requirements provides a means of determining the competition level. In 2016, 79 lenders reported 5,327 small business loans in the area totaling over $205.4 million. CBL ranked 7th out of this group of lenders, with a market share of 8.9 percent by dollar amount and 5.8 percent by number with an average loan size of $59,000 compared to $39,000 for the other area reporters. Considering all factors, the area's competition level still allows for small business lending opportunities.

Furthermore, small farm loans reported according to CRA Data Collection requirements provides a means of determining the competition level. In 2016, 14 lenders reported 241 small farm loans in the area totaling over $9.9 million. CBL ranked 1st out of this group of lenders, with a market share of 69.9 percent by dollar amount and 59.3 percent by number with an average loan size of $49,000 compared to $41,000 for the other area reporters. Considering all factors, the area's competition level still allows for small business lending opportunities.

Community Contact
Examiners utilized a recent contact conducted with a representative of an economic development organization in the AA. This community member is knowledgeable of the area's business environment and current economic conditions, community credit needs, and potential opportunities for local bank involvement in the bank's AA. The contact indicated that lending opportunities include affordable housing to low-income individuals and small business loans. Overall, the contact indicated that financial institutions are responsive to the credit and CD needs.

Credit and Community Development Needs and Opportunities
Considering information obtained from the community contact, bank management, and demographic and economic information, examiners concluded that the primary credit needs of this AA include home mortgage and small business loans.

The information indicates that 53.6 percent of the families in the AA are low- or moderate-income, and 13.5 percent live below the poverty level, which signifies a continued need for CD services and affordable housing for this segment of the community. Over half of the census

tracts received moderate-income designations, which suggests the need for revitalization or stabilization activities. In addition, based on information from the community contact, small business lending remains a credit need illustrating opportunities for economic development activities.

Non-MSA AA

The Non-MSA AA consists of all of Bedford, Clay, Coffee, Dekalb, Franklin, and Jackson Counties. This AA is located in the nonmetropolitan area of Tennessee. These 40 tracts reflect the following income designations according to the 2010 Census data: one low-income, 2 moderate-income, 25 middle-income, 11 upper-income census tracts, and one census tract with no income designation.

Operations

The following table shows that the bank operates ten full-service offices in this area. The bank also operates nine ATMs in the area. Each of the offices maintained hours consistent with the area and the industry. The table notes any office openings or closings. The bank's delivery systems and range of products and services remained consistent with those reflected in the Description of Institution section of this Performance Evaluation.

As noted, this area generates 45.9 percent of the reviewed loans in 2016, while also gathering 54.0 percent of its deposits and operating 52.6 percent of its offices. Examiners applied full-scope procedures to this area.

Office Locations Non-MSA AA				
County/City/Office	**Office Type**	**Census Tract Number**	**Census Tract Income Level**	**Office Opened or Closed Since Last Evaluation**
Bedford County				
Shelbyville – 1602 North Main Street	Branch	9505.00	Middle	No
Clay County				
Celina – 101 East Lake Avenue	Branch	9550.00	Moderate	No
Red Boiling Springs–17345 Clay County Hwy	Branch	9551.00	Middle	Closed – July 2016
Coffee County				
Manchester – 1207 Hillsboro Blvd	Branch	9705.00	Middle	No
Tullahoma – 120 North Jackson Street	Branch	9708.01	Middle	No
Tullahoma – 412 West Lincoln Street	Branch	9710.00	Middle	No
Dekalb County				
Alexandria – 100 North Public Square	Branch	9203.00	Upper	No
Liberty – 311 East Main Street	Branch	9203.00	Upper	No
Smithville – 701 South Congress Blvd	Branch	9202.00	Middle	No
Franklin County				
Winchester – 2695 Decherd Blvd	Branch	9604.00	Middle	No
Jackson County				
Gainesboro – 116 S Grundy Quarles Hwy	Branch	9603.00	Middle	No

Source: Bank Records; U.S. Census (2010).

Demographic and Economic Data

The demographic data presented in the table below shows few opportunities for home mortgage lending in moderate-income tracts, as owner-occupied units comprise 8.4 percent of the tracts. Additionally, 14.2 percent of families live below the poverty level making home mortgage loans to low-income borrowers more difficult. The data details more opportunities in middle-income tracts with owner-occupied units accounting for 71.8 percent of these tracts. The table further illustrates limited opportunities for small business and small farm lending in low-income census tracts as the percent of businesses and farms by geographies detail 3.6 percent and 1.1 percent, respectively.

In addition, examiners noted limited opportunities for small business and small farm lending in moderate-income census tracts as the percent of businesses and farms detailing 5.5 percent and 3.0 percent, respectively. As noted above, the business and farm demographics derive from 2016 D&B data, where the census tract income levels changed from the 2010 Census data.

Demographic Information Non-MSA AA						
Demographic Characteristics	**#**	**Low % of #**	**Moderate % of #**	**Middle % of #**	**Upper % of #**	**NA % of #**
Geographies (Census Tracts)	40	2.5	5.0	62.5	27.5	2.5
Population by Geography	177,128	2.3	5.2	62.1	30.4	0.0
Housing Units by Geography	79,158	2.5	4.9	64.4	28.3	0.0
Owner-Occupied Units by Geography	49,783	1.5	4.0	62.8	31.7	0.0
Occupied Rental Units by Geography	18,275	5.0	7.5	65.4	22.1	0.0
Vacant Units by Geography	11,100	2.4	4.7	69.7	23.1	0.0
Businesses by Geography	8,579	3.6	5.5	65.3	25.3	0.3
Farms by Geography	609	1.1	3.0	69.6	26.3	0.0
Family Distribution by Income Level	47,353	19.8	15.5	21.2	43.6	0.0
Household Distribution by Income Level	68,058	23.0	14.9	17.2	44.9	0.0
Median Family Income Non-MSAs - TN		$44,386	Median Housing Value			$109,544
			Median Gross Rent			$571
			Families Below Poverty Level			14.0%

Source: U.S. Census (2010) and D&B Data (2016).

Examiners used the applicable FFIEC-estimated MFI to analyze home mortgage loans under the Borrower Profile performance factor. The following table shows the calculated income ranges, based on the 2016 FFIEC-estimated MFI of $46,400, applicable to the Non-MSA AA.

Median Family Income Ranges Non-MSA AA				
Year (MFI)	Income Levels			
	Low *(Less than 50%)*	Moderate *(50 to < 80%)*	Middle *(80 to < 120%)*	Upper *(120% or more)*
2016 ($46,400)	<$23,200	$23,200 to <$37,120	$37,120 to <$55,680	≥$55,680
Source: FFIEC-estimated (2016).				

The economy of the Non-MSA AA primarily relies on manufacturing, but remains relatively diversified. Major employers include Tyson Foods, Crotty Tennessee, Arnold Engineering Development Center, M-Tek Inc., Federal-Mogul Corporation, Shiroki North America Inc., Nissan Powertrain, and Neilsen Moulding Design. The Non-MSA AA posted an average 3.7 percent unemployment rate, higher than the 3.4 percent State of Tennessee rate and lower than the 4.1 percent U.S. rate for the same time period. The figures derive from the U.S. Department of Labor's Bureau Statistics as of March 2018.

Competition

The bank operates in a moderately competitive financial market in the Non-MSA AA based on population. Competition derives from other local, regional, and national banks. As of June 30, 2017, 19 banks operated 52 offices in the counties that comprise the Non-MSA AA. CBL ranked 1st holding 13.0 percent of the deposit market share for this same time period. In addition, a large number of finance companies, credit unions, and mortgage companies operate in this area.

Another means of determining the competition level involves reviewing home mortgage data reported according to the HMDA. In 2016, 266 lenders reported 5,095 home mortgage loans in the area totaling over $719.3 million. CBL ranked 15th out of this group of lenders, with a market share of 1.5 percent by dollar amount and 2.0 percent by number with an average loan size of $103,000 compared to $141,000 for the other area reporters. Considering all factors, the area's competition level still allows for home mortgage lending opportunities.

In addition, reviewing small business loans reported according to CRA Data Collection requirements provides a means of determining the competition level. In 2016, 64 lenders reported 1,827 small business loans in the area totaling over $59.7 million. CBL ranked 2nd out of this group of lenders, with a market share of 26.4 percent by dollar amount and 13.4 percent by number with an average loan size of $65,000 compared to $33,000 for the other area reporters. Considering all factors, the area's competition level still allows for small business lending opportunities.

Furthermore, small farm loans reported according to CRA Data Collection requirements provides a means of determining the competition level. In 2016, 13 lenders reported 154 small farm loans in the area totaling over $6.4 million. CBL ranked 1st out of this group of lenders, with a market share of 71.1 percent by dollar amount and 55.2 percent by number with an average loan size of $53,000 compared to $41,000 for the other area reporters. Considering all factors, the area's competition level still allows for small farm lending opportunities.

Community Contact
Examiners conducted a community contact with a representative of an economic development organization in the AA. This community member is knowledgeable of the area's business environment and current economic conditions, community credit needs, and potential opportunities for local bank involvement in the bank's AA. Discussions revealed the economic strengths of the area include tourism and manufacturing. The contact indicated that lending opportunities focus on small business loans with many local entrepreneurs attempting to start companies. Overall, the contact indicated that financial institutions are responsive to the credit and CD needs.

Credit and Community Development Needs and Opportunities
Considering information obtained from the community contact, bank management, and demographic and economic information, examiners concluded that the primary credit needs of this AA include home mortgage and small business loans.

The information indicates that 36.9 percent of the families in the AA are low- or moderate-income, and 14.2 percent live below the poverty level, which signifies a continued need for CD services and affordable housing for this segment of the community. In addition, based on information from the community contact, small business lending remains a credit need illustrating opportunities for economic development activities.

CONCLUSIONS ON PERFORMANCE CRITERIA

Format
This section presents information for the bank as a whole regarding the Lending Activity, Assessment Area Concentration, Community Development Lending, and Innovative or Flexible Lending Practices factors under the Lending Test, and regarding the Investment and Service Tests. The borrower profile and geographic distribution performance factors under the Lending Test discuss performances for the Nashville MSA AA and the Non-MSA AA, the areas for which examiners used full-scope procedures. Appendix C contains the loan distribution tables for all of the reviewed areas.

Conclusions for the Nashville MSA and Non-MSA AAs
The Interstate Banking and Branching Efficiency Act (IBBEA) requires separate conclusions for each MSA where a bank operates a branch. With the exception for the lack of Non-MSA investment activity, conclusions regarding the bank's overall performance and its Lending Service Test performances in the Nashville MSA and Non-MSA AAs proved consistent.

LENDING TEST

CBL demonstrated a high satisfactory record for the bank as a whole regarding the Lending Test. The excellent geographic loan distribution and the leadership in community development lending hampered by the good borrower profile and the limited use of innovative or flexible lending practices primarily support this conclusion. The bank's level of lending activity and the adequate percentage of the bank's loans originated in the assessment areas further supports the record.

Lending Activity

The bank exhibited an excellent record regarding its lending activity. An excellent performance in all loan categories supports this conclusion. Small business loans account for 42.5 percent of the dollar volume of the loan category universes reviewed, while home mortgage loans account for 40.5 percent and small farms account for 17.0 percent. Examiners considered the bank's size, business strategy, and capacity relative to the AAs' credit needs when arriving at this conclusion.

Home Mortgage Loans

The level of home mortgage lending activity reflects excellent performance. Excellent overall market ranking and market share supports this conclusion. For 2016, the bank originated 235 reportable home mortgage loans totaling $21.8 million in its AAs. Considering the level of lending activity in each of its AAs, the bank ranked 8th with 2.9 percent of the market share by count and 8th with 1.9 percent of the market share by dollar volume out of 313 reporting institutions granting home mortgage loans in the entire counties in the bank's AAs. Given the considerations previously noted, these levels reflect excellent performance.

Small Business Loans

The level of small business lending activity reflects excellent performance. Excellent overall market ranking and market share supports this conclusion. For 2016 in their AAs, the bank originated 304 reportable small business loans totaling $19.5 million in its AAs. Considering the level of lending activity in each of its AAs, the bank ranked 4th with 7.8 percent of the market share by count and 2nd with 12.9 percent of the market share by dollar volume out of a total of 87 reporting institutions granting small business loans in the entire counties in the bank's AAs. Given the considerations previously noted, these levels reflect excellent performance.

Small Farm Loans

The level of small farm lending activity reflects excellent performance. Excellent overall market ranking and market share supports this conclusion. For 2016 in their AAs, the bank originated 221 reportable small farm loans totaling $11.3 million in its AAs. Considering the level of lending activity in each of its AAs, the bank ranked 1st with 57.7 percent of the market share by count and 70.4 percent of market share by dollar volume out of a total of 17 reporting institutions granting small farms loans in the entire counties in the bank's AAs. Given the considerations previously noted, these levels reflect excellent performance.

Consequently, considering the loan products' overall performances, weightings, and the bank's top 10 market share rankings, the bank exhibited an excellent record for the bank as a whole regarding its lending activity.

Assessment Area Concentration

The institution originated an adequate percentage of its loans inside its AAs. A majority of home mortgage, small business, and small farm loans originated inside the bank's AAs support this conclusion. As noted, small business loans account for 42.5 percent of the dollar volume of the universes of loan categories reviewed, while home mortgage loans account for 40.5 percent and small farm loans account for 17.0 percent. Examiners considered the bank's asset size and office

structure as well as the loan categories reviewed relative to the AAs' combined size and economy, when arriving at this conclusion.

Home Mortgage Loans
The bank granted an adequate percentage of its home mortgage loans inside its AAs. The following table shows that for home mortgage loans by both measures, the percentages of the number and dollar volume of loans, the bank granted majorities inside its AAs. Weighing both measures equally, overall performance shows that the bank originated a majority of it home mortgage loans within its AAs.

Small Business Loans
The bank granted an adequate percentage of its small business loans inside its AAs. The following table shows that for small business loans by both measures, the percentages of the number and dollar volume of loans, the bank granted majorities inside its AAs. Weighing both measures equally, overall performance shows that the bank originated a majority of it small business loans within its AAs.

Small Farm Loans
The bank granted a high percentage of its small farm loans inside its AAs. The following table shows that for small farm loans by both measures, the percentages of the number and dollar volume of loans, the bank granted majorities inside its AAs. Weighing both measures equally, overall performance shows that the bank originated a majority of it small farm loans within its AAs.

Assessment Area Concentration										
Loan Category	Number of Loans					Dollar Amount of Loans $(000s)				
	Inside		Outside		Total	Inside		Outside		Total $(000s)
	#	%	#	%		$	%	$	%	
Home Mortgage	235	77.3	69	22.7	304	21,762	66.9	10,786	33.1	32,548
Small Business	304	69.4	134	30.6	438	19,499	57.1	14,636	42.9	34,135
Small Farm	221	81.5	50	18.5	271	11,292	83.0	2,313	17.0	13,605
Source: HMDA data (2016); CRA data (2016).										

Consequently, given the relative weighting of each product type, the institution originated a majority of its reported loans inside its AAs.

Geographic Distribution

The institution achieved an excellent record for the bank as a whole regarding its geographic distribution. Excellent performances regarding home mortgage and small farm loans outweigh a good performance regarding small business loans to support this conclusion. As noted, home mortgage loans account for 41.4 percent of the loan categories reviewed while small business and small farm loans account for 37.1 and 21.5 percent, respectively.

Examiners considered the loan categories reviewed relative to the available comparative data and any performance context issues. They focused on the percentages by the number of loans in

low- and moderate-income geographies as compared to aggregate data when arriving at conclusions. This factor only considered loans originated inside the bank's AAs. Appendix C presents the data for all AAs.

Home Mortgage Loans

The geographic distribution of home mortgage loans reflects excellent performance. Excellent performance regarding home purchase, home refinance, and home improvement loans support this conclusion. Home purchase loans account for 50.9 percent of the number of home mortgage loans reviewed and originated in 2016, while home refinance loans account for 36.3 percent and home improvement loans account for 12.8 percent.

Home Purchase Loans

The geographic distribution of home purchase loans reflects excellent performance. Excellent performance in the Nashville MSA AA outweighs adequate performance in the Non-MSA AA to support this conclusion. The Nashville MSA AA accounts for 57.1 percent of the bank's home purchase loans, while the Non-MSA AA accounts for 42.9 percent. The following analyses discuss the bank's performances in both AAs.

Nashville MSA AA

In the Nashville MSA AA, Table 2a in Appendix C shows that the bank's lending level rises 30.6 percentage points higher than the aggregate data in moderate-income census tracts, thereby reflecting excellent performance. The table further shows that the bank concentrated its loans in moderate-income tracts, consistent with the concentration of aggregate loans in these areas, thus further supporting excellent performance. As noted, the Nashville MSA AA does not include any low-income geographies.

Thus, given the relative performances and weightings for the discussed income levels, the geographic distribution of home purchase loans shows excellent performance in the Nashville MSA AA.

Non-MSA AA

In the Non-MSA AA, Table 2a in Appendix C shows that the bank's lack of loans in low-income census tracts falls within an adequate range of the 1.7 percent of the aggregate figure, given ratios' overall levels. The table further shows that the bank's lending level rises 2.4 percentage points higher in moderate-income census tracts than the aggregate data, thereby reflecting an adequate performance.

Thus, given the relative performances and weightings for the discussed income levels, the geographic distribution of home purchase loans shows adequate performance in the Non-MSA AA.

Home Improvement Loans

The geographic distribution of home improvement loans reflects excellent performance. Excellent performance in the Nashville MSA AA outweighs adequate performance in the Non-MSA AA to support this conclusion. The Nashville MSA AA accounts for 53.3 percent of the bank's home improvement loans, while the Non-MSA AA accounts for 46.7 percent. The following analyses discuss the bank's performances in both AAs.

Nashville MSA AA
In the Nashville MSA AA, Table 3a in Appendix C shows that the bank's lending level rises 47.3 percentage points higher than the aggregate data in moderate-income census tracts, thereby reflecting excellent performance. The table further shows that the bank concentrated its loans in moderate-income tracts, consistent with the concentration of aggregate loans in these areas. As noted, the Nashville MSA AA does not include any low-income geographies.

Thus, given the relative performances and weightings for the discussed income levels, the geographic distribution of home improvement loans shows excellent performance in the Nashville MSA AA.

Non-MSA AA
In the Non-MSA AA, Table 3a in Appendix C shows that the bank's lending level rises 12.0 percentage points higher than the aggregate data in low-income census tracts, thereby reflecting good performance. The table further shows that the bank's lack of loans in moderate-income census tracts falls within an adequate range of 4.6 percentage points below the aggregate data, thereby reflecting adequate performance.

Thus, given the relative performances and weightings for the discussed income levels, the geographic distribution of home improvement loans reflects adequate performance in the Non-MSA AA.

Home Refinance Loans
The geographic distribution of home refinance loans reflects excellent performance. Excellent performance in the Nashville MSA AA outweighs adequate performance in the Non-MSA AA to support this conclusion. The Nashville MSA AA accounts for 55.3 percent of the bank's home refinance loans, while the Non-MSA AA accounts for 44.7 percent. The following analyses discuss the bank's performances in both AAs.

Nashville MSA AA
In the Nashville MSA AA, Table 4a in Appendix C shows that the bank's lending level rises 43.5 percentage points higher than the aggregate data in moderate-income census tracts, thereby reflecting excellent performance. The table further shows that the bank concentrated its loans in moderate-income tracts, consistent with the concentration of aggregate loans in these areas. As noted, the Nashville MSA AA does not include any low-income geographies.

Thus, given the relative performances and weightings for the discussed income levels, the geographic distribution of home refinance loans shows excellent performance in the Nashville MSA AA.

Non-MSA AA
In the Non-MSA AA, Table 4a in Appendix C shows that the bank's lack of loans in low-income census tracts falls within an adequate range of the 1.1 percent of aggregate data. The table further shows that the bank's lack of loans in moderate-income census tracts falls within an adequate range of the 5.0 percent aggregate figure.

Thus, given the relative performances and weightings for the discussed income levels, the geographic distribution of home refinance loans shows adequate performance in the Non-MSA AA.

Small Business Loans

The geographic distribution of small business loans reflects good performance. Adequate performance in the Non-MSA AA outweighs excellent performance in the Nashville MSA AA to support this conclusion. The Non-MSA AA accounts for 53.0 percent of the bank's home small business loans, while the Nashville MSA AA accounts for 47.0 percent. The following analyses discuss the bank's performances in both AAs.

Nashville MSA AA

In the Nashville MSA AA, Table 5a in Appendix C shows that the bank's lending level rises 13.4 percentage points higher than the demographic and 57.2 percentage points higher than the aggregate data, thereby reflecting excellent performance. As noted, the Nashville MSA AA does not include any low-income geographies.

Thus, given the relative performances and weightings for the discussed income levels, the geographic distribution of small business loans shows excellent performance in the Nashville MSA AA.

Non-MSA AA

In the Non-MSA AA, Table 5a in Appendix C shows that the bank's lending level rises 0.7 percent above the demographic and 0.8 percent above the aggregate data in low-income census tracts, thereby reflecting adequate performance. The table further shows that the bank's lending level rises 2.6 percent above the demographic and 2.8 percent above the aggregate data in moderate-income census tracts, thereby reflecting adequate performance.

Thus, given the relative performances and weightings for the discussed income levels, the geographic distribution of small business loans shows adequate performance in the Non-MSA AA.

Small Farm Loans

The geographic distribution of small farm loans reflects excellent performance. Excellent performance in the Nashville MSA AA outweighs adequate performance in the Non-MSA AA to support this conclusion. The Nashville MSA AA accounts for 61.5 percent of the bank's small farm loans, while the Non-MSA AA accounts for 38.5 percent. The following analyses discuss the bank's performances in both AAs.

Nashville MSA AA

In the Nashville MSA AA, Table 6a in Appendix C shows that the bank's lending level rises 20.0 percentage points higher than the demographic and 22.3 percentage points higher than the aggregate data, thereby reflecting excellent performance. As noted, the Nashville MSA AA does not include any low-income geographies.

Thus, given the relative performances and weightings for the discussed income levels, the geographic distribution of small farm loans shows excellent performance in the Nashville MSA AA.

Non-MSA AA
In the Non-MSA AA, Table 6a in Appendix C shows that the bank's lack of loans in low-income census tracts is consistent with the aggregate figure and 1.2 percentage points below the demographic data, thereby reflecting adequate performance. The table further shows that the bank's lending level rises 1.8 percentage points higher than the demographic and 1.4 percentage points higher than the aggregate data in moderate-income census tracts, thereby reflecting adequate performance.

Thus, given the relative performances and weightings for the discussed income levels, the geographic distribution of small farm loans shows adequate performance in the Non-MSA AA.

Consequently, considering the loan categories' overall performances and weightings, the bank established an excellent record regarding its geographic distribution.

Borrower Profile

The institution achieved a good record for the bank as a whole regarding its borrower profile. Excellent performances regarding small business and small farm loans lifted the adequate performance regarding home mortgage loans, supporting this conclusion. As noted, home mortgage loans account for 41.4 percent of the loan categories reviewed while small business and small farm loans account for 37.1 and 21.5 percent, respectively.

Examiners considered the loan categories reviewed relative to the available comparative data and any performance context issues. They focused on the comparison to aggregate data to low- and moderate-income borrowers when arriving at the conclusion. The borrowers' income designations define the borrowers' profiles for this review. This factor only considered loans originated inside the bank's AAs. Appendix C presents the data for all AAs.

Home Mortgage Loans
The distribution of home mortgage loans based on the borrowers' profiles reflects adequate performance. Adequate performances regarding home purchase and home improvement loans outweigh good performance of home refinance loans to support this conclusion. Home purchase loans account for 50.9 percent of the number of home mortgage loans reviewed and originated in 2016, while home refinance loans account for 36.3 percent and home improvement loans account for 12.8 percent.

Home Purchase Loans
The distribution of home purchase loans based on the borrowers' profiles reflects adequate performance. Adequate performance in the Nashville MSA AA and the Non-MSA AA support this conclusion. The Nashville MSA accounts for 57.1 percent of the bank's home purchase loans, while the Non-MSA AA accounts for 42.9 percent. The following analyses discuss the bank's performances in both AAs.

Nashville MSA AA
In the Nashville MSA AA, Table 7a in Appendix C shows that the bank's lending level rises

17.4 percentage points above the aggregate data for low-income borrowers, thereby reflecting excellent performance. The table further shows that to moderate-income borrowers, the bank's lending level falls 13.4 percentage points lower than the aggregate data, thereby reflecting poor performance.

Examiners afforded more weight to performance to moderate-income borrowers given the bank's levels in both income categories and the greater lending opportunities to moderate-income borrowers illustrated by the aggregate percentages. Thus, given the relative performances and weightings for the discussed income levels, the borrower profile of home purchase loans shows adequate performance in the Nashville MSA AA.

Non-MSA AA
In the Non-MSA AA, Table 7a in Appendix C shows that the bank's lending level rises 0.3 percentage points above the aggregate data for low-income borrowers, thereby reflecting adequate performance. The table further shows that to moderate-income borrowers, the bank's lending level rises 4.6 percentage points higher than the aggregate data, thereby reflecting adequate performance.

Examiners afforded more weight to performance to moderate-income borrowers given the bank's levels in both income categories and the greater lending opportunities to moderate-income borrowers illustrated by the aggregate percentages. Thus, given the relative performances and weightings for the discussed income levels, the borrower profile of home purchase loans shows adequate performance in the Non-MSA AA.

Home Improvement Loans
The distribution of home improvement loans based on the borrowers' profiles reflects adequate performance. Adequate performance in the Nashville MSA AA outweighs the poor performance in the Non-MSA AA, supporting this conclusion. The following analyses discuss the bank's performances in the Nashville MSA AA and the Non-MSA AA, the areas for which examiners used full-scope procedures and in which the bank originated 53.3 and 46.7 percent of its home refinance loans, respectively.

Nashville MSA AA
In the Nashville MSA AA, Table 8a in Appendix C shows that the bank's lending level rises 5.1 percentage points above the aggregate data for low-income borrowers, thereby reflecting adequate performance. The table further shows that to moderate-income borrowers, the bank's lending level falls 2.9 percentage points below the aggregate data, thereby reflecting adequate performance.

Examiners afforded more weight to performance to moderate-income borrowers given the bank's levels in both income categories and the greater lending opportunities to moderate-income borrowers illustrated by the aggregate percentages. Thus, given the relative performances and weightings for the discussed income levels, the borrower profile of home improvement loans shows adequate performance in the Nashville MSA AA.

Non-MSA AA
In the Non-MSA AA, Table 8a in Appendix C shows that the bank's lending level 4.0 percentage points above the aggregate data for low-income borrowers, thereby reflecting adequate performance. The table further shows that to moderate-income borrowers, the bank's lending level falls 8.9 percentage points below the aggregate data, thereby reflecting poor performance.

Examiners afforded more weight to performance to moderate-income borrowers given the lending opportunities illustrated by the aggregate percentages. Thus, given the relative performances and weightings for the discussed income levels, the borrower profile of home improvement loans shows adequate performance in the Non-MSA AA.

Home Refinance Loans
The distribution of home refinance loans based on the borrowers' profiles reflects good performance. Good performances in both AAs support this conclusion. The following analyses discuss the bank's performances in the Nashville MSA AA and the Non-MSA AA, the areas for which examiners used full-scope procedures and in which the bank originated 55.3 and 44.7 percent of its home refinance loans, respectively.

Nashville MSA AA
In the Nashville MSA AA, Table 9a in Appendix C shows that the bank's lending level rises 20.6 percentage points above the aggregate data for low-income borrowers, thereby reflecting excellent performance. The table further shows that to moderate-income borrowers, the bank's lending level rises 3.2 percentage points above the aggregate data, thereby reflecting adequate performance.

Examiners afforded more weight to performance to moderate-income borrowers given the bank's levels in both income categories and the greater lending opportunities to moderate-income borrowers illustrated by the aggregate percentages. Thus, given the relative performances and weightings for the discussed income levels, the borrower profile of home refinance loans shows good performance in the Nashville MSA AA.

Non-MSA AA
In the Non-MSA AA, Table 9a in Appendix C shows that the bank's lending level rises 12.2 percentage points above the aggregate data for low-income borrowers, thereby reflecting good performance. The table further shows that to moderate-income borrowers, the bank's lending level rises 3.1 percentage points above the aggregate data, thereby reflecting adequate performance.

Examiners afforded more weight to performance to moderate-income borrowers given the lending opportunities illustrated by the aggregate percentages. Thus, given the relative performances and weightings for the discussed income levels, the borrower profile of home refinance loans shows adequate performance in the Non-MSA AA.

Small Business Loans
The distribution of small business loans based on the borrowers' profiles reflects excellent performance. Excellent performances in both AAs support this conclusion.

Examiners focused on the comparison to aggregate data to businesses with gross annual revenues (GAR) of $1 million or less when arriving at this conclusion. The companies' GAR define the borrowers' profiles for this analysis. The following analyses discuss the bank's performances in the Nashville MSA AA and the Non-MSA AA, in which the bank originated 47.0 and 53.0 percent of its small business loans, respectively.

Nashville MSA AA
In the Nashville MSA AA, Table 10a in Appendix C indicates that the bank's lending level rises 46.2 percentage points above the aggregate data for businesses with GAR of $1 million or less, thereby reflecting excellent performance. Thus, given the relative performance for the discussed GAR level, the borrower profile of small business loans reflects excellent performance in the Nashville MSA AA.

Non-MSA AA
In the Non-MSA AA, Table 10a in Appendix C indicates that the bank's lending level rises 51.9 percentage points above the aggregate data for businesses with GAR of $1 million or less, thereby reflecting excellent performance. Thus, given the relative performance for the discussed GAR level, the borrower profile of small business loans reflects excellent performance in the Non-MSA AA.

Small Farm Loans
The distribution of small farm loans based on the borrowers' profiles reflects excellent performance. Excellent performances in both AAs support this conclusion.

Examiners focused on the comparison to aggregate data to businesses with GAR of $1 million or less when arriving at this conclusion. The companies' GAR define the borrowers' profiles for this analysis. The following analyses discuss the bank's performances in the Nashville MSA AA and the Non-MSA AA, in which the bank originated 61.5 and 38.5 percent of its small farm loans, respectively.

Nashville MSA AA
In the Nashville MSA AA, Table 11a in Appendix C indicates that the bank's lending level rises 19.3 percentage points higher than the aggregate data to farms with GAR of $1 million or less, thereby reflecting excellent performance. Thus, given the relative performance for the discussed GAR level, the borrower profile of small farm loans reflects excellent performance in the Nashville MSA AA.

Non-MSA AA
In the Non-MSA AA, Table 11a in Appendix C indicates that the bank's lending level rises 30.0 percentage points above the aggregate data to farms with GAR of $1 million or less, thereby reflecting excellent performance. Thus, given the relative performance for the discussed GAR level, the borrower profile of small farm loans reflects excellent performance in the Non-MSA AA.

Consequently, considering the loan categories' overall performances and weightings, the bank established an overall good record regarding its borrower profile loan.

Community Development Lending

The bank proved a leader regarding its CD lending. An excellent extent, or dollar volume, and an excellent responsiveness to the areas' CD needs support this conclusion. Appendix B defines CD.

The following table shows that since the last evaluation, the bank granted 34 CD loans totaling $29.5 million. The total number and dollar amount include activities benefitting a broader statewide or regional area since examiners concluded that the institution proved responsive to CD needs and opportunities in its AAs.

The total dollar volume equates to 3.4 percent of average total assets of $871.1 million since the last evaluation and 6.0 percent of average net loans of $488.3 million for the same period. These levels increased over the 1.7 percent of average total assets and 3.4 percent of average net loans reported in the previous evaluation. The current levels reflect an excellent extent, or dollar volume, of CD lending relative to the bank's capacity and the areas' opportunities.

Community Development Loans Whole Bank										
Assessment Area	Affordable Housing		Community Services		Economic Development		Revitalize or Stabilize		Totals	
	#	$(000s)	#	$(000s)	#	$(000s)	#	$(000s)	#	$(000s)
2015	1	120	0	0	0	0	4	3,740	5	3,860
2016	4	414	0	0	0	0	7	16,179	11	16,593
2017	16	1,890	0	0	0	0	2	7,125	18	9,015
YTD 2018	0	0	0	0	0	0	0	0	0	0
Total	**21**	**2,424**	**0**	**0**	**0**	**0**	**13**	**27,044**	**34**	**29,468**
Source: Bank Records.										

The bank's CD loans benefitted the following areas:

- Nashville MSA AA – 26 CD loans totaling $24.1 million
- Non-MSA AAs – 6 CD loans totaling $1.7 million
- Broader Statewide or Regional Area – 2 CD loans totaling $3.7 million

The following points provide examples of the banks' notable CD loans.

- ***Affordable Housing*** – The bank originated six loans totaling $772,000, to build homes in Macon County that provide affordable housing for low- and moderate-income families.

- ***Revitalize or Stabilize*** – The bank granted an $8.0 million loan for the construction of a hotel property located in a moderate-income census tract. This activity revitalized or stabilized the qualifying geography by helping to retain an existing business and jobs.

The institution's CD loans reflect an excellent responsive to the AAs' CD needs. An excellent level of CD loans directed to identified needs and other qualitative considerations support this conclusion. As discussed under Description of Assessment Areas, CD activities that provide

affordable housing and serve to revitalize or stabilize qualifying geographies are primary CD needs in the bank's AAs. As seen in the table, 91.8 percent of the dollar volume of the CD loans were directed towards revitalization and stabilization qualifying geographies and the CD loans' qualitative characteristics. Thus, the bank achieved an excellent record of making its CD loans responsive to the AAs' CD needs.

Innovative or Flexible Lending Practices

CBL makes limited use of innovative and flexible lending practices in order to serve the AAs' credit needs. The bank employed the following innovative and flexible lending practice to meet the primary credit needs of its area.

The bank receives favorable CRA credit for its willingness to offer a large number and dollar volume of affordable small dollar loans, which are in demand. These loans show responsiveness to credit needs of the community and offer an alternative to reliance on high cost credit by non-banks. The bank exhibited a willingness to extend small dollar loans within their AAs, which demonstrate adequate responsive to community credit needs. These small dollar loans represent 0.4 percent of average assets since the prior evaluation. These levels declined from the last evaluation, which represented 1.2 percent of the small dollar loans originated and 3.7 percent of the overall innovative or flexible loans based on average assets. In comparison to the prior evaluation, the bank's current level reflects limited use.

Affordable Small Dollar Loans				
	Amounts ≤ $1,000		Amounts ≤ $2,500	
Year	Number	Amount	Number	Amount
2015	5	$3,959	16	$28,496
2016	58	$44,576	372	$658,050
2017	759	$482,087	1,274	$2,094,295
2018 (through 5/30)	156	$92,101	248	$410,982
Total	**978**	**$622,723**	**1,910**	**$3,191,823**
Total 2,888 loans totaling $3,814,546				

INVESTMENT TEST

CBL demonstrated an outstanding record regarding the Investment Test. A significant level or dollar volume of qualified investments (QIs) and a good responsiveness to CD needs primarily support this conclusion. Appendix B defines CD.

Investment Activity

The bank generated an excellent level of QIs. The following table shows that the bank made 47 QIs totaling $36.8 million. The total dollar volume equates to 4.2 percent of average total assets of $871.1 million since the last evaluation and 12.1 percent of average securities of $305.5 million for the same period. These levels increased over the 3.7 percent of average total assets and 8.4 percent of average securities reported in the previous evaluation. The current levels reflect an excellent level, or dollar volume, of QIs.

Qualified Investments Whole Bank										
Activity Year	Affordable Housing		Community Services		Economic Development		Revitalize or Stabilize		Totals	
	#	$(000s)	#	$(000s)	#	$(000s)	#	$(000s)	#	$(000s)
Prior Period	16	4,677	0	0	8	7,379	0	0	24	12,056
2016	0	0	0	0	21	22,880	0	0	21	22,880
2017	0	0	0	0	2	1,908	0	0	2	1,908
YTD 2018	0	0	0	0	0	0	0	0	0	0
Donations	0	0	0	0	0	0	0	0	0	0
Total	**16**	**4,677**	**0**	**0**	**31**	**32,167**	**0**	**0**	**47**	**36,844**
Source: Bank Records.										

The bank's QIs benefitted the following areas:

- Nashville MSA AA – 1 QI totaling $1,848,000
- Broader Statewide or Regional Area – 46 QIs totaling $34,996,000

The following points provide examples of the banks' notable QIs.

- ***Affordable Housing*** – The bank holds 15 Tennessee Housing Development Agency (THDA) bonds that remain outstanding from 2013 and 2014 investments; these bonds have a current book value of $2.8 million. THDA is a state agency that provides financing for affordable housing to low- and moderate-income families statewide, which includes both AAs.

- ***Economic Development*** – The bank invested in bonds funding SBA's Small Business Investment Company (SBIC) Program and CDC/504 Loan Program, both of which qualify as a CRA investment and support economic development through the provision of financial expertise, technical assistance, long-term loans, and/or venture capital to small businesses. The bank made 16 such investments totaling $17.7 million during the review period.

The institution's QIs reflect an excellent responsive to the AAs' CD needs. An excellent level of QIs directed to identified needs and other qualitative considerations primarily support this conclusion. Some QIs also reflect innovativeness or complexity characteristics not routinely found in private investments, further supporting this conclusion.

Innovativeness or Complexity of Qualified Investments

The bank occasionally uses innovative and complex investments to support CD initiatives. In addition to those that address identified needs, examiners also considered other qualitative aspects. While examiners did not note any specific leadership roles, they did identify some innovative or complex characteristics as well as characteristics not routinely found in private investments as reflected in the SBIC investments. These characteristics further support an overall excellent record regarding the Investment Test.

Responsiveness to Credit and Community Development Needs

The institution exhibits good responsiveness to credit and community economic development needs. A good level of activities directed to one or more of the areas' primary needs support this conclusion. The previous table shows that the bank's QIs focused on economic development, which account for 87.3 percent by dollar volume and 66.0 percent by number of the bank's total QIs. In addition, the remaining 12.7 percent by dollar volume and 34.0 percent by number benefit affordable housing for low- and moderate-income individuals.

As discussed under Description of Assessment Areas, CD activities that provide affordable housing to low- and moderate-income individuals represents a primary CD need in the bank's AAs. In addition, activities that benefit economic development reflect an important CD need in the AAs.

SERVICE TEST

CBL demonstrated a high satisfactory record regarding the Service Test. The good record of the bank's retail services lifted the adequate CD services to support this conclusion.

Retail Banking Services

The bank exhibited a good record for the bank as a whole regarding its retail banking services. Accessible delivery systems to essentially all portions of the AA and the hours and services do not vary in a way that inconveniences certain portions of the AA supports this conclusion.

Accessibility of Delivery Systems

Delivery systems are accessible to essentially all portions of the AAs. Accessible branch, ATM, and alternative delivery system distributions supports this conclusion.

Branch Distribution

The bank's branch distribution is accessible to essentially all portions of the AAs. A good distribution of branches in low-income geographies and an excellent distribution of branches in moderate-income geographies support this conclusion.

The following table shows that in low-income census tracts, the percentage by number of branches details that the bank is accessible to the AAs' population residing in those tracts, given the ratios' overall levels. The bank's level rises 4.1 percentage points higher than the population percentage, thereby reflecting good distribution.

The table further shows that in moderate-income geographies, the percentage of the number of branches details that the bank is readily accessible to the AAs' population residing in those tracts, given the ratios' overall levels. The bank's level rises 15.4 percentage points higher than the population percentage, thereby reflecting excellent performance.

Thus, given the relative performances and weightings for the discussed income levels, the bank's

branch distribution reflects excellent performance.

Branch and ATM Distribution Whole Bank								
Census Tract Income Category	Census Tracts in Assessment Areas		Total Population		Branches		ATMs	
	#	%	#	%	#	%	#	%
Low	1	1.7	3,120	1.2	1	5.3	1	5.3
Moderate	16	27.1	70,310	26.7	8	42.1	8	42.1
Middle	34	57.6	157,224	59.7	8	42.1	8	42.1
Upper	7	11.9	32,835	12.4	2	10.5	2	10.5
N/A	1	1.7	0	0.0	0	0.0	0	0.0
Total	**59**	**100.0**	**263,489**	**100.0**	**19**	**100.0**	**19**	**100.0**
Source: U.S. Census (2010); Bank Records.								

Alternative Delivery Systems

The bank's ATM distribution is accessible to essentially all portions of the AAs. The accessible alternative delivery systems to low- and moderate- individuals and the good distribution of ATM locations in low-income and an excellent distribution of ATM locations in moderate-income geographies support this conclusion.

The previous table shows that in low-income census tracts, the percentage by number of ATMs lands within an adequate range of the percentage of the AAs' population residing in those tracts, given the ratios' overall levels. The bank's level rises 4.1 percentage points higher than the population percentage, thereby reflecting good performance. The table further shows that in moderate-income geographies, the percentage by number of ATMs lands within an excellent range of the population percentage, given the ratios' overall levels. The bank's level rises 15.4 percentage points higher than the population percentage, thereby reflecting excellent performance.

In addition to its ATMs, the bank offers a good variety of alternative systems that prove effective in delivering retail banking services in low- and moderate-income geographies or to low- and moderate-income individuals. For example, the institution provides free internet banking that allows customers to review their accounts, track expenses, make transfers, and pay bills. The bank's mobile banking access provides many of these same services from any mobile device. These delivery systems also address various needs of commercial customers, including small businesses, such as online cash management and merchant services.

Changes in Branch Locations

Branch location changes have generally not adversely affected the accessibility of its delivery systems, particularly in low- and moderate-income geographies or to low- and moderate-income individuals.

The following table shows that the bank did not open or close any branches in low-income census tracts, thus not affecting the accessibility of its delivery systems in those areas. It further

shows that it closed a branch in a moderate-income tract. The closure occurred in the Nashville MSA AA (Smith County), where the bank still operates another office in a moderate-income tract. Additionally, the bank opened (Nashville MSA) and closed (Non-MSA) a branch in middle-income census tracts.

Given the net effect of the opening and closing of offices, the location changes generally did not adversely affect the accessibility of its delivery systems, particularly in low- and moderate-income geographies.

Change in Office Locations Whole Bank						
Census Tract Income Category	Demographics		Branches Opened		Branches Closed	
	% of Tracts	% of Population	#	%	#	%
Low	1.7	1.2	0	0.0	0	0.0
Moderate	27.1	26.7	0	0.0	1	50.0
Middle	57.6	59.7	1	100.0	1	50.0
Upper	11.9	12.4	0	0.0	0	0.0
N/A	1.7	0.0	0	0.0	0	0.0
Total	**100.0**	**100.0**	**1**	**100.0**	**2**	**100.0**

Source: U.S. Census (2010); Bank Records.

Reasonableness of Business Hours and Services

The institution's hours and services do not vary in a way that inconveniences certain portions of the AAs, particularly low- and moderate-income geographies or individuals. An adequate record with respect to its hours and services offered at branches located in low- and moderate-income census tracts primarily supports this conclusion.

The institution maintains hours and services typical for the areas' served and the industry with most locations reflecting lobby hours that cover at least eight hours a day Monday thru Thursday with slightly extended hours on Friday, and additional drive-thru hours on Saturday. Offices in low- and moderate-income tracts generally reflect similar hours to those in middle- and upper-income geographies.

The range of services covers a wide variety of products and services including consumer checking, savings, money market, certificates of deposit, and IRA accounts as well as debit and credit cards. It also offers various loan products including home equity, consumer, and mortgage loans. For businesses, products and services include checking and savings accounts as well as those previously mentioned under this test.

Consequently, the bank's services, including business hours, do not vary in a way that inconveniences certain portions of the AAs, including low- and moderate-income geographies and low- and moderate-income individuals.

Community Development Services

The institution provided an adequate level of CD services. An adequate extent of CD services regarding responsiveness, innovativeness, and degree to which they serve low- or moderate-income areas or individuals supports this conclusion. Examiners considered the institution's capacity and the areas' needs when arriving at this conclusion.

The services all involve bank personnel's use of their technical expertise to benefit organizations or projects with a primary purpose of CD, as defined by CRA regulations. Appendix B defines CD.

The following table shows that since the last evaluation the bank provided 55 CD services. The total number includes activities benefitting a broader statewide or regional area since examiners concluded that the institution proved responsive to CD needs and opportunities in its AAs.

The total number of CD services equates to an average of 1.02 CD services, per office, per year, since the last evaluation. The bank averaged 19 full-service offices for the 2.84 years since the last evaluation. The average figure declined from the 2.27 CD services, per office, per year, recorded at the prior evaluation. The current levels reflect an adequate extent, or number, of CD services.

Community Development Services Whole Bank					
Activity Year	Affordable Housing	Community Services	Economic Development	Revitalize or Stabilize	Totals
	#	#	#	#	#
2016	0	13	6	0	19
2017	0	13	6	0	19
YTD 2018	0	11	6	0	17
Total	**0**	**37**	**18**	**0**	**55**
Source: Bank Records.					

The bank's CD services benefitted the following areas:

- Nashville MSA AA – 12 CD services
- Non-MSA AA – 15 CD services
- Broader Statewide or Regional Area – 28 CD services

The following points provide examples of the banks' notable CD services.

- *Community Services* – A large number of bank employees teach the Literacy in Financial Education (LiFE) Program at schools throughout the bank's AAs. This course aligns with state, national, and Jump$tart Coalition financial literacy standards and covers credit score, insurance, credit cards, taxes, investing, savings, 401Ks, and mortgages. Thus, the program provides community services in the form of financial education targeted to low- and moderate-income individuals.

- ***Economic Development*** - An executive officer serves on the Board of Directors for the Macon County Joint Economic and Community Development Board. This organization encourages economic development through job creation, thereby providing employment opportunities for residents in the community.

The institution's CD services reflect adequate responsiveness to the AAs' CD needs. An adequate level of CD services directed to identified needs and other qualitative considerations primarily support this conclusion.

As discussed under Description of Assessment Areas, CD activities that provide CD services to low- and moderate-income individuals represents a primary CD need in the bank's AAs. In addition, activities that benefit economic development reflect an important CD need in the AAs. The table above shows that 67.3 percent of the bank's CD services benefit projects or organizations that provide CD services targeted to low- and moderate-income individuals, with the remaining services directed towards economic development.

DISCRIMINATORY OR OTHER ILLEGAL CREDIT PRACTICES REVIEW

Examiners did not identify any evidence of discriminatory or other illegal credit practices for the bank as a whole inconsistent with helping to meet community credit needs. Therefore, this consideration did not affect the overall CRA rating.

APPENDIX A

SCOPE OF EVALUATION

Citizens Bank of Lafayette	
SCOPE OF EXAMINATION: Full-scope reviews were performed on following assessment areas within the noted rate areas: Nashville MSA Assessment Area Non-MSA Assessment Area	
TIME PERIOD REVIEWED:	April 20, 2015 through April 23, 2018
PRODUCTS REVIEWED: (list loan categories reviewed alphabetically): Community Development Loans: 7/28/2015 – 5/30/2018 Home Mortgage Loans: 1/1/2016 – 12/31/2016 Small Business Loans: 1/1/2016 – 12/31/2016 Small Farm Loans: 1/1/2016 – 12/31/2016	

LIST OF ASSESSMENT AREAS AND TYPE OF EVALUATION			
RATED AREA/ ASSESSMENT AREA	**TYPE OF EVALUATION**	**BRANCHES VISITED**	**OTHER INFORMATION**
State of Tennessee:			
Nashville MSA AA	Full-scope	Main Office	None
TN Non-MSA AA	Full-scope	None	None

APPENDIX B

GLOSSARY

Aggregate Lending: The number of loans originated and purchased by all reporting lenders in specified income categories as a percentage of the aggregate number of loans originated and purchased by all reporting lenders in the metropolitan area/assessment area.

Area Median Income: The median family income for the MSA, for persons or geographies located in an MSA; or the statewide non-metropolitan median family income, for persons or geographies located outside an MSA.

Assessment Area: A geographic area delineated by the bank under the requirements of the Community Reinvestment Act.

Census Tract: A small, relatively permanent statistical subdivision of a county or equivalent entity. The primary purpose of census tracts is to provide a stable set of geographic units for the presentation of statistical data. Census tracts generally have a population size between 1,200 and 8,000 people, with an optimum size of 4,000 people. Census tract boundaries generally follow visible and identifiable features, but they may follow nonvisible legal boundaries in some instances. Census tract boundaries always follow state and county boundaries, when applicable.

Combined Statistical Area (CSA): A combination of several adjacent metropolitan statistical areas or micropolitan statistical areas or a mix of the two, which are linked by economic ties.

Community Development: For loans, investments, and services to qualify as community development activities, their primary purpose must:

(1) Support affordable housing for low- and moderate-income individuals;
(2) Target community services toward low- and moderate-income individuals;
(3) Promote economic development by financing small businesses or farms;
(4) Provide activities that revitalize or stabilize low- and moderate-income geographies, designated disaster areas, or distressed or underserved non-metropolitan middle-income geographies; or
(5) Enable or facilitate projects or activities that address needs regarding foreclosed or abandoned residential properties in designated target areas.

Community Development Corporation (CDC): A CDC allows banks and holding companies to make equity type investments in community development projects. Bank CDCs can develop innovative debt instruments or provide near-equity investments tailored to the development needs of the community. Bank CDCs are also tailored to their financial and marketing needs. A CDC may purchase, own, rehabilitate, construct, manage, and sell real property. Also, it may make equity or debt investments in development projects and in local businesses. The CDC activities are expected to directly benefit low- and moderate-income groups, and the investment dollars should not represent an undue risk on the banking organization.

Community Development Financial Institutions (CDFIs): CDFIs are private intermediaries (either for profit or nonprofit) with community development as their primary mission. A CDFI facilitates the flow of lending and investment capital into distressed communities and to individuals who have been unable to take advantage of the services offered by traditional financial institutions. Some basic types of CDFIs include community development banks, community development loan funds, community development credit unions, micro enterprise funds, and community development venture capital funds.

A certified CDFI must meet eligibility requirements. These requirements include the following:

- Having a primary mission of promoting community development;
- Serving an investment area or target population;
- Providing development services;
- Maintaining accountability to residents of its investment area or targeted population through representation on its governing board of directors, or by other means;
- Not constituting an agency or instrumentality of the United States, of any state or political subdivision of a state.

Community Development Loan: A loan that

(1) Has as its primary purpose community development; and
(2) Except in the case of a wholesale or limited purpose bank:
    a. Has not been reported or collected by the bank or an affiliate for consideration in the bank's assessment area as a home mortgage, small business, small farm, or consumer loan, unless it is a multifamily dwelling loan (as described in Appendix A to Part 203 of this title); and
    b. Benefits the bank's assessment area(s) or a broader statewide or regional area including the bank's assessment area(s).

Community Development Service: A service that

(1) Has as its primary purpose community development;
(2) Is related to the provision of financial services; and
(3) Has not been considered in the evaluation of the bank's retail banking services under § 345.24(d).

Consumer Loan(s): A loan(s) to one or more individuals for household, family, or other personal expenditures. A consumer loan does not include a home mortgage, small business, or small farm loan. This definition includes the following categories: motor vehicle loans, credit card loans, home equity loans, other secured consumer loans, and other unsecured consumer loans.

Core Based Statistical Area (CBSA): The county or counties or equivalent entities associated with at least one core (urbanized area or urban cluster) of at least 10,000 population, plus adjacent counties having a high degree of social and economic integration with the core as measured through commuting ties with the counties associated with the core. Metropolitan and Micropolitan Statistical Areas are the two categories of CBSAs.

Distressed Middle-Income Nonmetropolitan Geographies: A nonmetropolitan middle-income geography will be designated as distressed if it is in a county that meets one or more of the following triggers:

(1) an unemployment rate of at least 1.5 times the national average;
(2) a poverty rate of 20 percent or more; or,
(3) a population loss of 10 percent or more between the previous and most recent decennial census or a net migration loss of 5 percent or more over the 5-year period preceding the most recent census.

Family: Includes a householder and one or more other persons living in the same household who are related to the householder by birth, marriage, or adoption. The number of family households always equals the number of families; however, a family household may also include non-relatives living with the family. Families are classified by type as either a married-couple family or other family. Other family is further classified into "male householder" (a family with a male householder and no wife present) or "female householder" (a family with a female householder and no husband present).

Family Income: Includes the income of all members of a family that are age 15 and older.

FFIEC-Estimated Income Data: The Federal Financial Institutions Examination Council (FFIEC) issues annual estimates which update median family income from the metropolitan and non-metropolitan areas. The FFIEC uses American Community Survey data and factors in information from other sources to arrive at an annual estimate that more closely reflects current economic conditions.

Full-Scope Review: Performance under the applicable tests is analyzed considering performance context, quantitative factors (geographic loan distribution, borrower profile loan distribution, and total number and dollar amount of investments), and qualitative factors (innovativeness, complexity, and responsiveness).

Geography: A census tract delineated by the United States Bureau of the Census in the most recent decennial census.

Home Mortgage Disclosure Act (HMDA): The statute that requires certain mortgage lenders that do business or have banking offices in a metropolitan statistical area to file annual summary reports of their mortgage lending activity. The reports include such data as the race, gender, and the income of applicants; the amount of loan requested; and the disposition of the application (approved, denied, and withdrawn).

Home Mortgage Disclosure Loan Application Register (HMDA LAR): The HMDA LARs record all applications received for residential purchase, refinance, home improvement, and temporary-to-permanent construction loans.

Home Mortgage Loans: Includes home purchase and home improvement loans as defined in the HMDA regulation. This definition also includes multi-family (five or more families) dwelling loans, loans to purchase manufactured homes, and refinancings of home improvement and home purchase loans.

Household: Includes all persons occupying a housing unit. Persons not living in households are classified as living in group quarters. In 100 percent tabulations, the count of households always equals the count of occupied housing units.

Household Income: Includes the income of the householder and all other persons that are age 15 and older in the household, whether related to the householder or not. Because many households are only one person, median household income is usually less than median family income.

Housing Unit: Includes a house, an apartment, a mobile home, a group of rooms, or a single room that is occupied as separate living quarters.

Limited-Scope Review: Performance under the applicable tests is analyzed using only quantitative factors (for example, geographic loan distribution, borrower profile loan distribution, total number and dollar amount of investments, and branch distribution).

Low-Income: Individual income that is less than 50 percent of the area median income, or a median family income that is less than 50 percent in the case of a geography.

Low Income Housing Tax Credit: The Low-Income Housing Tax Credit Program is a housing program contained within the Internal Revenue Code of 1986, as amended. It is administered by the U.S. Department of the Treasury and the Internal Revenue Service. The U.S. Treasury Department distributes low-income housing tax credits to housing credit agencies through the Internal Revenue Service. The housing agencies allocate tax credits on a competitive basis.

Developers who acquire, rehabilitate, or construct low-income rental housing may keep their tax credits. Or, they may sell them to corporations or investor groups, who, as owners of these properties, will be able to reduce their own federal tax payments. The credit can be claimed annually for ten consecutive years. For a project to be eligible, the developer must set aside a specific percentage of units for occupancy by low-income residents. The set-aside requirement remains throughout the compliance period, usually 30 years.

Market Share: The number of loans originated and purchased by the institution as a percentage of the aggregate number of loans originated and purchased by all reporting lenders in the metropolitan area/assessment area.

Median Income: The median income divides the income distribution into two equal parts, one having incomes above the median and other having incomes below the median.

Metropolitan Division (MD): A county or group of counties within a CBSA that contain(s) an urbanized area with a population of at least 2.5 million. A MD is one or more main/secondary counties representing an employment center or centers, plus adjacent counties associated with the main/secondary county or counties through commuting ties.

Metropolitan Statistical Area (MSA): CBSA associated with at least one urbanized area having a population of at least 50,000. The MSA comprises the central county or counties or equivalent entities containing the core, plus adjacent outlying counties having a high degree of social and economic integration with the central county or counties as measured through commuting.

Micropolitan Statistical Area: CBSA associated with at least one urbanized area having a population of at least 10,000, but less than 50,000.

Middle-Income: Individual income that is at least 80 percent and less than 120 percent of the area median income, or a median family income that is at least 80 and less than 120 percent in the case of a geography.

Moderate-Income: Individual income that is at least 50 percent and less than 80 percent of the area median income, or a median family income that is at least 50 and less than 80 percent in the case of a geography.

Multi-family: Refers to a residential structure that contains five or more units.

Nonmetropolitan Area: All areas outside of metropolitan areas. The definition of non-metropolitan area is not consistent with the definition of rural areas. Urban and rural classifications cut across the other hierarchies. For example, there is generally urban and rural territory within metropolitan and non-metropolitan areas.

Owner-Occupied Units: Includes units occupied by the owner or co-owner, even if the unit has not been fully paid for or is mortgaged.

Qualified Investment: A lawful investment, deposit, membership share, or grant that has as its primary purpose community development.

Rated Area: A rated area is a state or multistate metropolitan area. For an institution with domestic branches in only one state, the institution's CRA rating would be the state rating. If an institution maintains domestic branches in more than one state, the institution will receive a rating for each state in which those branches are located. If an institution maintains domestic branches in two or more states within a multistate metropolitan area, the institution will receive a rating for the multistate metropolitan area.

Rural Area: Territories, populations, and housing units that are not classified as urban.

Small Business Investment Company (SBIC): SBICs are privately-owned investment companies which are licensed and regulated by the Small Business Administration (SBA). SBICs provide long-term loans and/or venture capital to small firms. Because money for venture or risk investments is difficult for small firms to obtain, SBA provides assistance to SBICs to stimulate and supplement the flow of private equity and long-term loan funds to small companies. Venture capitalists participate in the SBIC program to supplement their own private capital with funds borrowed at favorable rates through SBA's guarantee of SBIC debentures. These SBIC debentures are then sold to private investors.

An SBIC's success is linked to the growth and profitability of the companies that it finances. Therefore, some SBICs primarily assist businesses with significant growth potential, such as new firms in innovative industries. SBICs finance small firms by providing straight loans and/or equity-type investments. This kind of financing gives them partial ownership of those businesses and the possibility of sharing in the companies' profits as they grow and prosper.

Small Business Loan: A loan included in "loans to small businesses" as defined in the Consolidated Report of Condition and Income (Call Report). These loans have original amounts of $1 million or less and are either secured by nonfarm nonresidential properties or are classified as commercial and industrial loans.

Small Farm Loan: A loan included in "loans to small farms" as defined in the instructions for preparation of the Consolidated Report of Condition and Income (Call Report). These loans have original amounts of $500,000 or less and are either secured by farmland, including farm residential and other improvements, or are classified as loans to finance agricultural production and other loans to farmers.

Underserved middle-income nonmetropolitan geographies: A nonmetropolitan middle-income geography will be designated as underserved if it meets criteria for

- Population size, density, and dispersion indicating the area's population is sufficiently small, thin, and
- Distant from a population center that the tract is likely to have difficulty financing the fixed costs of meeting essential community needs.

Upper-Income: Individual income that is more than 120 percent of the area median income, or a median family income that is more than 120 percent in the case of a geography.

Urban Area: All territories, populations, and housing units in urbanized areas and in places of 2,500 or more persons outside urbanized areas. More specifically, "urban" consists of territory, persons, and housing units in places of 2,500 or more persons incorporated as cities, villages, boroughs (except in Alaska and New York), and towns (except in the New England states, New York, and Wisconsin).

"Urban" excludes the rural portions of "extended cities"; census designated place of 2,500 or more persons; and other territory, incorporated or unincorporated, including in urbanized areas.

APPENDIX C

FFIEC STANDARD CORE DATA TABLES

Institution ID: Citizens Bank of Lafayette

Table 1. Lending Volume

LENDING VOLUME													Geography: TENNESSEE	Evaluation Period: JANUARY 1, 2016 TO DECEMBER 31, 2016
Assessment Area (2016):	% of Rated Area Loans (#) in MA/AA*	Home Mortgage		Small Loans to Businesses		Small Loans to Farms		Community Development Loans**		Total Reported Loans		% of Rated Area Deposits in MA/AA***
		#	$ (000's)	#	$ (000's)	#	$ (000's)	#	$ (000's)	#	$(000's)	
Full Review:												
Nashville MSA AA	54.08	132	11,152	143	7,966	136	6,759	26	24,092	411	25,877	46.00
Non-MSA AA	45.92	103	10,610	161	11,533	85	4,533	6	1,706	349	26,676	54.00

* Loan Data as of December 31, 2016. Rated area refers to either state or multi-state MA rating area.
** The evaluation period for Community Development Loans is from July 28, 2015 to May 30, 2018.
*** Deposit Data as of June 30, 2017. Rated Area refers to either the state, multi-state MA, or institution, as appropriate.

Institution ID: Citizens Bank of Lafayette

Table 2a. Geographic Distribution of Home Purchase Loans

Geographic Distribution: HOME PURCHASE | Geography: TENNESSEE | **Evaluation Period:** JANUARY 1, 2016 TO DECEMBER 31, 2016

Assessment Area:	Total Home Purchase Loans		Low-Income Geographies		Moderate-Income Geographies		Middle-Income Geographies		Upper-Income Geographies		Aggregate HMDA Lending (%) by Tract Income*			
	#	% of Total **	% Owner Occ Units***	% BANK Loans ****	% Owner Occ Units***	% BANK Loans ****	% Owner Occ Units***	% BANK Loans ****	% Owner Occ Units***	% BANK Loans ****	Low	Mod	Mid	Upp
Full Review:														
Nashville MSA AA	68	57.14	0.00	0.00	53.02	83.82	41.80	14.71	5.18	1.47	0.00	53.26	41.78	4.95
Non-MSA AA	51	42.86	1.51	0.00	3.97	7.84	62.84	68.63	31.67	23.53	1.69	5.47	57.47	35.37

* Based on 2016 Peer Mortgage Data – US and PR

** Home purchase loans originated and purchased in the MA/AA as a percentage of all home purchase loans originated and purchased in the rated area.

*** Percentage of Owner Occupied Units is the number of owner occupied units in a particular geography divided by the number of owner occupied housing units in the area based on 2010 Census information.

**** Data shown includes only One to Four-family and manufactured housing. (Property type of 1 or 2)

Table 3a. Geographic Distribution of Home Improvement Loans

Geographic Distribution: HOME IMPROVEMENT | Geography: TENNESSEE | **Evaluation Period:** JANUARY 1, 2016 TO DECEMBER 31, 2016

Assessment Area:	Total Home Improvement Loans		Low-Income Geographies		Moderate-Income Geographies		Middle-Income Geographies		Upper-Income Geographies		Aggregate HMDA Lending (%) by Tract Income*			
	#	% of Total **	% Owner Occ Units***	% BANK Loans ****	% Owner Occ Units***	% BANK Loans ****	% Owner Occ Units***	% BANK Loans ****	% Owner Occ Units***	% BANK Loans ****	Low	Mod	Mid	Upp
Full Review:														
Nashville MSA AA	16	53.33	0.00	0.00	53.02	93.75	41.80	6.25	5.18	0.00	0.00	46.43	50.89	2.68
Non-MSA AA	14	46.67	1.51	14.29	3.97	0.00	62.84	78.57	31.67	7.14	2.27	4.55	59.85	33.33

* Based on 2016 Peer Mortgage Data – US and PR
** Home improvement loans originated and purchased in the MA/AA as a percentage of all home improvement loans originated and purchased in the rated area.
*** Percentage of Owner Occupied Units is the number of owner occupied units in a particular geography divided by the number of owner occupied housing units in the area based on 2010 Census information.
**** Data shown includes only One to Four-family and manufactured housing. (Property type of 1 or 2)

Institution ID: Citizens Bank of Lafayette

Table 4a. Geographic Distribution of Home Mortgage Refinance Loans

Geographic Distribution: HOME MORTGAGE REFINANCE | Geography: TENNESSEE | **Evaluation Period:** JANUARY 1, 2016 TO DECEMBER 31, 2016

Assessment Area:	Total Home Mortgage Refinance Loans		Low-Income Geographies		Moderate-Income Geographies		Middle-Income Geographies		Upper-Income Geographies		Aggregate HMDA Lending (%) by Tract Income*			
	#	% of Total**	% Owner Occ Units***	% BANK Loans ****	% Owner Occ Units***	% BANK Loans ****	% Owner Occ Units***	% BANK Loans ****	% Owner Occ Units***	% BANK Loans ****	Low	Mod	Mid	Upp
Full Review:														
Nashville MSA AA	47	55.29	0.00	0.00	53.02	91.49	41.80	6.51	5.18	0.00	0.00	48.02	45.41	6.58
Non-MSA AA	38	44.71	1.51	0.00	3.97	0.00	62.84	63.16	31.67	36.84	1.12	4.97	58.01	35.90

* Based on 2016 Peer Mortgage Data – US and PR
** Home refinance loans originated and purchased in the MA/AA as a percentage of all home refinance loans originated and purchased in the rated area.
*** Percentage of Owner Occupied Units is the number of owner occupied units in a particular geography divided by the number of owner occupied housing units in the area based on 2010 Census information.
**** Data shown includes only One to Four-family and manufactured housing. (Property type of 1 or 2)

Institution ID: Citizens Bank of Lafayette

Table 5a. Geographic Distribution of Small Loans to Businesses

Geographic Distribution: SMALL LOANS TO BUSINESSES Geography: TENNESSEE **Evaluation Period:** JANUARY 1, 2016 TO DECEMBER 31, 2016

Assessment Area:	Total Small Business Loans		Low-Income Geographies		Moderate-Income Geographies		Middle-Income Geographies		Upper-Income Geographies		Aggregate Lending (%) by Tract Income*			
	#	% of Total**	% of Businesses ***	% BANK Loans	% of Businesses ***	% BANK Loans	% of Businesses ***	% BANK Loans	% of Businesses ***	% BANK Loans	Low	Mod	Mid	Upp
Full Review:														
Nashville MSA AA	143	47.04	0.00	0.00	64.18	77.62	32.36	18.18	3.46	4.20	0.00	20.44	42.04	37.52
Non-MSA AA	161	52.96	3.63	4.35	5.49	8.07	65.32	67.08	25.29	20.50	3.59	5.23	61.17	30.01

* Based on 2016 Peer Small Business Data -- US and PR.
** Small loans to businesses originated and purchased in the MA/AA as a percentage of all small loans to businesses originated and purchased in the rated area.
*** Source Data - Dun and Bradstreet (2016).

Institution ID: Citizens Bank of Lafayette

Table 6a. Geographic Distribution of Small Loans to Farms

Geographic Distribution: SMALL LOANS TO FARMS | Geography: TENNESSEE | **Evaluation Period:** JANUARY 1, 2016 TO DECEMBER 31, 2016

Assessment Area:	Total Small Farm Loans		Low-Income Geographies		Moderate-Income Geographies		Middle-Income Geographies		Upper-Income Geographies		Aggregate Lending (%) by Tract Income*			
	#	% of Total**	% of Farms ***	% BANK Loans	% of Farms ***	% BANK Loans	% of Farms ***	% BANK Loans	% of Farms ***	% BANK Loans	Low	Mod	Mid	Upp
Full Review:														
Nashville MSA AA	136	61.54	0.00	0.00	58.65	78.68	36.47	19.85	4.89	1.47	0.00	56.43	36.10	7.47
Non-MSA AA	85	38.46	1.15	0.00	2.96	4.71	69.62	78.82	26.27	16.47	0.00	3.27	75.82	20.92

* Based on 2016 Peer Small Business Data -- US and PR.
** Small loans to farms originated and purchased in the MA/AA as a percentage of all small loans to farms originated and purchased in the rated area.
*** Source Data - Dun and Bradstreet (2016).

Institution ID: Citizens Bank of Lafayette

Table 7a. Borrower Distribution of Home Purchase Loans

Borrower Distribution: HOME PURCHASE | Geography: TENNESSEE | **Evaluation Period:** JANUARY 1, 2016 TO DECEMBER 31, 2016

Assessment Area:	Total Home Purchase Loans		Low-Income Borrowers		Moderate-Income Borrowers		Middle-Income Borrowers		Upper-Income Borrowers		Aggregate Lending Data*			
	#	% of Total**	% Families ***	% BANK Loans ****	% Families ***	% BANK Loans ****	% Families ***	% BANK Loans ****	% Families ***	% BANK Loans ****	Low	Mod	Mid	Upp
Full Review:														
Nashville MSA AA	68	57.14	28.60	31.58	23.13	17.54	21.17	21.05	27.10	29.82	14.18	30.96	27.93	26.93
Non-MSA AA	51	42.86	19.75	4.00	15.46	26.00	21.20	22.00	43.59	48.00	3.70	21.43	27.77	47.10

* Based on 2016 Peer Mortgage Data – US and PR.
** Home purchase loans originated and purchased in the MA/AA as a percentage of all home purchase loans originated and purchased in the rated area.
*** Percentage of Families is based on the 2010 Census information.
**** As a percentage of loans with borrower income information available. No information was available for 10.1% of loans originated and purchased by BANK.
* Data shown includes only One to Four-family and manufactured housing. (Property type of 1 or 2)

Institution ID: Citizens Bank of Lafayette

Table 8a. Borrower Distribution of Home Improvement Loans

Borrower Distribution: HOME IMPROVEMENT | Geography: TENNESSEE | **Evaluation Period**: JANUARY 1, 2016 TO DECEMBER 31, 2016

Assessment Area:	Total Home Improvement Loans		Low-Income Borrowers		Moderate-Income Borrowers		Middle-Income Borrowers		Upper-Income Borrowers		Aggregate Lending Data*			
	#	% of Total**	% Families ***	% BANK Loans ****	% Families ***	% BANK Loans ****	% Families ***	% BANK Loans ****	% Families ***	% BANK Loans ****	Low	Mod	Mid	Upp
Full Review:														
Nashville MSA AA	16	53.33	28.60	23.08	23.13	30.77	21.17	30.77	27.10	15.38	18.01	33.65	20.38	27.96
Non-MSA AA	14	46.67	19.75	14.29	15.46	7.14	21.20	28.57	43.59	50.00	10.29	16.05	22.22	51.44

* Based on 2016 Peer Mortgage Data -- US and PR
** Home improvement loans originated and purchased in the MA/AA as a percentage of all home improvement loans originated and purchased in the rated area.
*** Percentage of Families is based on the 2010 Census information.
**** As a percentage of loans with borrower income information available. No information was available for 10.0% of loans originated and purchased by BANK.
* Data shown includes only One to Four-family and manufactured housing. (Property type of 1 or 2)

Institution ID: Citizens Bank of Lafayette

Table 9a. Borrower Distribution of Home Mortgage Refinance Loans

Borrower Distribution: HOME MORTGAGE REFINANCE | Geography: TENNESSEE | **Evaluation Period:** JANUARY 1, 2016 TO DECEMBER 31, 2016

Assessment Area:	Total Home Mortgage Refinance Loans		Low-Income Borrowers		Moderate-Income Borrowers		Middle-Income Borrowers		Upper-Income Borrowers		Aggregate Lending Data*			
	#	% of Total**	% Families ***	% BANK Loans ****	% Families ***	% BANK Loans ****	% Families ***	% BANK Loans ****	% Families ***	% BANK Loans ****	Low	Mod	Mid	Upp
Full Review:														
Nashville MSA AA	47	55.29	28.60	33.33	23.13	28.57	21.17	14.29	27.10	23.81	12.76	25.37	29.91	31.96
Non-MSA AA	38	44.71	19.75	17.14	15.46	17.14	21.20	14.29	43.59	51.43	4.94	14.01	21.18	59.87

* Based on 2016 Peer Mortgage Data -- US and PR
** Home refinance loans originated and purchased in the MA/AA as a percentage of all home refinance loans originated and purchased in the rated area.
*** Percentage of Families is based on the 2010 Census information.
**** As a percentage of loans with borrower income information available. No information was available for 9.4% of loans originated and purchased by BANK.
* Data shown includes only One to Four-family and manufactured housing. (Property type of 1 or 2)

Institution ID: Citizens Bank of Lafayette

Table 10a. Borrower Distribution of Small Loans to Businesses

Borrower Distribution: SMALL LOANS TO BUSINESSES | Geography: TENNESSEE | **Evaluation Period:** JANUARY 1, 2016 TO DECEMBER 31, 2016

Assessment Area:	Total Small Loans to Businesses		Businesses With Revenues of $1 million or less		Loans by Original Amount Regardless of Business Size			Aggregate Lending Data*	
	#	% of Total**	% of Businesses***	% BANK Loans****	$100,000 or less	>$100,000 to $250,000	>$250,000 to $1,000,000	All	Rev$ 1 Million or Less
Full Review:									
Nashville MSA AA	143	47.04	81.53	95.80	86.01	9.79	4.20	5,086	2,521
Non-MSA AA	161	52.96	81.22	96.27	85.71	8.07	6.21	1,673	743

* Based on 2016 Peer Small Business Data – US and PR.
** Small loans to businesses originated and purchased in the MA/AA as a percentage of all small loans to businesses originated and purchased in the rated area.
*** Businesses with revenues of $1 million or less as a percentage of all businesses (Source D&B - 2016).
**** Small loans to businesses with revenues of $1 million or less as a percentage of all loans reported as small loans to businesses. No information was available for 0.00% of small loans to businesses originated and purchased by the bank.

Institution ID: Citizens Bank of Lafayette

Table 11a. Borrower Distribution of Small Loans to Farms

Borrower Distribution: SMALL LOANS TO FARMS | Geography: TENNESSEE | **Evaluation Period:** JANUARY 1, 2016 TO DECEMBER 31, 2016

Assessment Area:	Total Small Loans to Farms		Farms With Revenues of $1 million or less		Loans by Original Amount Regardless of Farm Size			Aggregate Lending Data*	
	#	% of Total**	% of Farms***	% BANK Loans****	$100,000 or less	>$100,000 to $250,000	>$250,000 to $500,000	All	Rev$ 1 Million or Less
Full Review:									
Nashville MSA AA	136	61.54	99.25	94.85	88.97	6.62	4.41	241	182
Non-MSA AA	85	38.46	96.72	98.82	82.35	12.94	4.71	154	106

* Based on 2016 Peer Small Business Data -- US and PR.
** Small loans to farms originated and purchased in the MA/AA as a percentage of all small loans to farms originated and purchased in the rated area.
*** Farms with revenues of $1 million or less as a percentage of all farms (Source D&B - 2016).
**** Small loans to farms with revenues of $1 million or less as a percentage of all loans reported as small loans to farms. No information was available for 0.00% of small loans to farms originated and purchased by the bank.

Institution ID: Citizens Bank of Lafayette

Table 12. Distribution of Branch Delivery System and Branch Openings/Closings

DISTRIBUTION OF BRANCH DELIVERY SYSTEM AND BRANCH OPENINGS/CLOSING — Geography: TENNESSEE — Evaluation Period: JANUARY 1, 2016 TO DECEMBER 31, 2016

Assessment Area:	Deposits	Branches						Branch Openings/Closings						Population			
	% of Rated Area Deposits in AA	# of BANK Branches	% of Rated Area Branches in AA	Location of Branches by Income of Geographies (%)				# of Branch Openings	# of Branch Closings	Net change in Location of Branches (+ or -)				% of Population within Each Geography			
				Low	Mod	Mid	Upp			Low	Mod	Mid	Upp	Low	Mod	Mid	Upp
Full Review:																	
Nashville MSA AA	46.00	9	47.37	11.11	77.78	11.11	0.00	1	1	0	- 1	1	0	0.00	57.76	38.38	3.86
Non-MSA AA	54.00	10	52.63	0.00	10.00	70.00	20.00	0	1	0	0	- 1	0	2.31	5.19	62.11	30.38

Institution ID: Citizens Bank of Lafayette

Distribution of Branch and ATM Delivery System

DISTRIBUTION OF BRANCH and ATM DELIVERY SYSTEM Geography: TENNESSEE **Evaluation Period:** JANUARY 1, 2016 TO DECEMBER 31, 2016

Assessment Area:	Deposits	Branches						ATMs						Population			
	% of Total Bank Deposits	# of BANK Branches	% of Total Bank Branches	Location of Branches by Income of Geographies (%)				# of Bank ATMs	# of Total Bank ATMs	Location of ATMs by Income of Geographies				% of Population within Each Geography			
				Low	Mod	Mid	Upp			Low	Mod	Mid	Upp	Low	Mod	Mid	Upp
Full Review:																	
Nashville MSA AA	46.00	9	47.37	11	78	11	0	10	52.63	1	7	2	0	0.00	57.76	38.38	3.86
Non-MSA AA	54.00	10	52.63	0	10	70	20	9	47.37	0	1	6	2	2.31	5.19	62.11	30.38

Institution ID: Citizens Bank of Lafayette

Nashville MSA AA

Demographic Information for Full Scope Area: Nashville MSA AA						
Demographic Characteristics	#	Low % of #	Moderate % of #	Middle % of #	Upper % of #	NA* % of #
Geographies (Census Tracts/BNAs)	19	0.00	57.89	36.84	5.26	0.00
Population by Geography	83,340	0.00	57.76	38.38	3.86	0.00
Owner-Occupied Housing by Geography	22,512	0.00	53.02	41.80	5.18	0.00
Business by Geography	4,391	0.00	64.18	32.36	3.46	0.00
Farms by Geography	266	0.00	58.65	36.47	4.89	0.00
Family Distribution by Income Level	21,779	28.60	23.13	21.17	27.10	0.00
Distribution of Low and Moderate Income Families throughout AA Geographies	11,265	0.00	65.92	30.40	3.68	0.00
Median Family Income FFIEC Adjusted Median Family Income for 2016 Households Below Poverty Level		62,315 66,600 18%	Median Housing Value Unemployment Rate (2010 US Census)		121,709 4.52%	

(*) The NA category consists of geographies that have not been assigned an income classification.
Source: 2010 US Census and 2016 FFIEC updated MFI

Institution ID: Citizens Bank of Lafayette

Non-MSA AA

Demographic Information for Full Scope Area: Non-MSA AA						
Demographic Characteristics	#	Low % of #	Moderate % of #	Middle % of #	Upper % of #	NA* % of #
Geographies (Census Tracts/BNAs)	40	2.50	5.00	62.50	27.50	2.50
Population by Geography	177,128	2.31	5.19	62.11	30.38	0.01
Owner-Occupied Housing by Geography	49,783	1.51	3.97	62.84	31.67	0.00
Business by Geography	8,579	3.63	5.49	65.32	25.29	0.27
Farms by Geography	609	1.15	2.96	69.62	26.27	0.00
Family Distribution by Income Level	47,353	19.75	15.46	21.20	43.59	0.00
Distribution of Low and Moderate Income Families throughout AA Geographies	16,675	4.10	7.30	67.38	21.22	0.00
Median Family Income FFIEC Adjusted Median Family Income for 2016 Households Below Poverty Level		44,386 46,400 18%	Median Housing Value Unemployment Rate (2010 US Census)		109,544 4.57%	

(*) The NA category consists of geographies that have not been assigned an income classification.
Source: 2010 US Census and 2016 FFIEC updated MFI

PUBLIC DISCLOSURE

June 22, 2021

COMMUNITY REINVESTMENT ACT PERFORMANCE EVALUATION

Citizens Bank of Lafayette
Certificate Number: 1711

400 Highway 52 Bypass West
Lafayette, Tennessee 37083

Federal Deposit Insurance Corporation
Division of Depositor and Consumer Protection
Dallas Region - Memphis Area Office

6060 Primacy Parkway, Suite 300
Memphis, Tennessee 38119

This document is an evaluation of this institution's record of meeting the credit needs of its entire community, including low- and moderate-income neighborhoods, consistent with safe and sound operation of the institution. This evaluation is not, nor should it be construed as, an assessment of the financial condition of this institution. The rating assigned to this institution does not represent an analysis, conclusion, or opinion of the federal financial supervisory agency concerning the safety and soundness of this financial institution.

TABLE OF CONTENTS

INSTITUTION RATING 1
DESCRIPTION OF INSTITUTION 2
DESCRIPTION OF ASSESSMENT AREAS 3
SCOPE OF EVALUATION 4
CONCLUSIONS ON PERFORMANCE CRITERIA 6
DISCRIMINATORY OR OTHER ILLEGAL CREDIT PRACTICES REVIEW 14
NASHVILLE MSA AA – FULL-SCOPE REVIEW 14
TENNESSEE NON-MSA AA – FULL-SCOPE REVIEW 25
APPENDICES 37
- LARGE BANK PERFORMANCE CRITERIA 37
- SCOPE OF EVALUATION 39
- GLOSSARY 40

INSTITUTION RATING

INSTITUTION'S CRA RATING: This institution is rated **Satisfactory**.

An institution in this group has a satisfactory record of helping to meet the credit needs of its assessment areas (AAs), including low- and moderate-income (LMI) neighborhoods, in a manner consistent with its resources and capabilities.

PERFORMANCE LEVELS	PERFORMANCE TESTS		
	Lending Test*	Investment Test	Service Test
Outstanding			
High Satisfactory	X	X	
Low Satisfactory			X
Needs to Improve			
Substantial Noncompliance			
** The Lending Test is weighted more heavily than the Investment and Service Tests when arriving at an overall rating.*			

The Lending Test is rated High Satisfactory.

- Lending levels reflect excellent responsiveness to AA credit needs.
- A high percentage of loans are made in the AAs.
- The geographic distribution of loans reflects good penetration throughout the AAs.
- The distribution of borrowers reflects, given the product lines offered by the institution, excellent penetration among business and farm customers of different sizes and retail customers of different income levels.
- The bank makes limited use of innovative and flexible lending practices in order to serve AA credit needs.
- The bank exhibits an adequate record of serving the credit needs of the most economically disadvantaged areas of its AAs, low-income individuals, and very small businesses and farms, consistent with safe and sound banking practices.

- CBL originates a relatively high level of community development (CD) loans.

The Investment Test is rated High Satisfactory.

- The bank has an excellent level of qualified CD investments and grants.
- The bank exhibits adequate responsiveness to credit and CD needs.
- The bank occasionally uses innovative and complex investments to support CD initiatives.

The Service Test is rated Low Satisfactory.

- Delivery systems are accessible to essentially all portions of the AAs.
- No opening or closing of branches have been made since the previous evaluation; therefore, this area did not affect overall conclusions.
- Services (including, where appropriate, business hours) do not vary in a way that inconveniences portions of the AAs, particularly LMI geographies and individuals.
- The bank provides an adequate level of CD services.

DESCRIPTION OF INSTITUTION

Citizens Bank of Lafayette (CBL), established in 1934, maintains its headquarters in Lafayette, Tennessee. Citizens Bancorp Investment, Inc., a two-bank holding company, also headquartered in Lafayette, Tennessee wholly owns the bank as well as American Bank & Trust of the Cumberlands, Livingston, Tennessee. In addition, the holding company wholly owns other non-bank affiliates and subsidiaries; however, examiners did not consider lending or CD activities from these affiliates and subsidiaries in this evaluation. CBL received a Satisfactory rating at its prior May 30, 2018, FDIC Performance Evaluation based on Federal Financial Institutions Examination Council (FFIEC) Large Institution CRA Examination Procedures.

CBL functions as a retail bank operating 19 full-service offices in two AAs located in middle Tennessee. The bank has not opened or closed any branches and had no merger or acquisition activity since the previous evaluation.

The primary business focus is on home mortgage and commercial lending, but the bank also offers a variety of loan products including construction, consumer, and agricultural loans. CBL's various deposit offerings consist of consumer and commercial checking, savings accounts, money market accounts, certificates of deposit, as well as debit and credit cards. In addition, the bank offers investment and insurance services. Alternative delivery systems include online banking, remote deposit capture, mobile banking, cash management services, and 19 automated teller machines

(ATMs).

As of the March 31, 2021, Consolidated Reports of Condition and Income, the bank reported total assets of $1.1 billion, total loans of $610.4 million, and total deposits of $914.8 million.

As seen in the following table, the mix of outstanding loans as of March 31, 2021, shows that commercial loans and home mortgage loans represent the two largest loan categories.

Loan Portfolio Distribution as of 3/31/2021		
Loan Category	**$(000s)**	**%**
Construction, Land Development, and Other Land Loans	63,724	10.4
Secured by Farmland	50,989	8.4
Secured by 1-4 Family Residential Properties	192,533	31.5
Secured by Multifamily (5 or more) Residential Properties	22,165	3.6
Secured by Nonfarm Nonresidential Properties	158,276	25.9
Total Real Estate Loans	**487,687**	**79.9**
Commercial and Industrial Loans	62,773	10.3
Agricultural Production and Other Loans to Farmers	8,135	1.3
Consumer Loans	38,894	6.4
Obligations of State and Political Subdivisions in the U.S.	10,298	1.7
Other Loans	2,688	0.4
Lease Financing Receivable (net of unearned income)	-	0.0
Less: Unearned Income	104	0.0
Total Loans	**610,371**	**100.0**
Source: Reports of Condition and Income *Due to rounding, totals may not equal 100.0 percent*		

Based on the information discussed in this section, as well as other regulatory data, the institution's financial condition, size, product offerings, prior performance, and status of any legal impediments did not affect its ability to meet AA credit needs.

DESCRIPTION OF ASSESSMENT AREAS

The CRA requires each financial institution to define one or more AAs within which its CRA performance will be evaluated. CBL designated two AAs consisting of 10 counties in Tennessee.

The AAs meet the technical requirements of the CRA. The following table provides additional details regarding the composition of each AA. Refer to the individual AA sections of this evaluation for additional information on each AA.

Description of Assessment Areas			
Assessment Area	**Counties in Assessment Area**	**# of Census Tracts**	**# of Branches**
Nashville MSA	Macon, Smith, Sumner, and Wilson	21	9
Tennessee Non-MSA	Bedford, Clay, Coffee, DeKalb, Franklin, and Jackson	40	10
Source: Bank data and 2015 American Community Survey (ACS) data			

SCOPE OF EVALUATION

General Information

Examiners used the Interagency Large Institution CRA Examination Procedures to evaluate CBL's performance since the previous evaluation dated May 30, 2018, to the current evaluation dated June 22, 2021. The procedures consist of the Lending, Investment, and Service Tests. The Appendix lists the details of each test.

Examiners used full-scope procedures to assess CBL's performance in its Tennessee Non-Metropolitan Statistical Area (MSA) AA as this area maintained a high level of lending, deposits, and branches. Examiners also used full-scope procedures to assess the performance in the Nashville MSA AA since this AA has changed since the previous evaluation.

The following table shows the distribution of the loan categories reviewed by AA based on the dollar volume of loans originated inside the AAs. Examiners weighed each area consistent with that area's overall lending level. As such, examiners afforded relatively equal weight to both AAs.

Assessment Area Breakdown of Loans, Deposits, and Branches						
Assessment Area	**Loans**		**Deposits**		**Branches**	
	$(000s)	**%**	**$(000s)**	**%**	**#**	**%**
Nashville MSA	103,348	49.9	379,962	45.6	9	47.4
Tennessee Non-MSA	103,556	50.1	453,666	54.4	10	52.6
Total	**206,904**	**100.0**	**833,628**	**100.0**	**19**	**100.0**
Source: Home Mortgage Disclosure (HMDA) and CRA data (2018 – 2020), FDIC Summary of Deposits (6/30/2020), and Bank data						

Activities Reviewed

For the Lending Test, CRA Large Institution procedures require examiners to consider a bank's reported small business, home mortgage, and small farm loans, as well as all reported CD loans originated since the previous evaluation. Consequently, this evaluation considers total loans reported either according to the HMDA or CRA data collection reporting requirements for completed calendar years since the prior evaluation:

Small Business Loans

- 2018 – 501 loans totaling $45,050,000

- 2019 – 421 loans totaling $37,078,000
- 2020 – 1,074 loans totaling $72,109,000

Home Mortgage Loans
- 2018 – 247 loans totaling $27,141,000
- 2019 – 221 loans totaling $26,055,000
- 2020 – 237 loans totaling $33,674,000

Small Farm Loans
- 2018 – 347 loans totaling $17,774,000
- 2019 – 244 loans totaling $15,068,000
- 2020 – 208 loans totaling $13,566,000

Community Development Loans
May 30, 2018 – June 22, 2021: 22 loans totaling $21,326,000

Since no trends exist between the different years' data that materially affect applicable conclusions or ratings, this evaluation only presents small business, home mortgage, and small farm data for 2019, the most recent calendar year for which corresponding aggregate data exists. However, examiners include all years of each loan category reviewed in the AA Concentration discussion. Examiners compared the home mortgage lending to 2019 HMDA aggregate data and the small business and small farm lending to 2019 CRA aggregate data. This evaluation also presents demographic data based on the 2015 ACS data and 2018 D&B data.

Examiners considered the universes of loans reviewed by number and dollar volume, as well as management's stated business strategy, to determine the weighting applied to the loan categories reviewed. As seen in the following table, small business loans represent a majority of the loan categories reviewed. Therefore, small business loans received more weight in both AAs when arriving at overall conclusions.

Loan Products Reviewed				
Loan Category	**Universe**			
	#	**%**	**$(000s)**	**%**
Small Business	421	47.5	37,078	48.3
Home Mortgage	221	25.0	26,055	34.0
Small Farm	244	27.5	13,566	17.7
Total Loans	**886**	**100.0**	**76,699**	**100.0**
Source: 2019 Bank data				

The CRA evaluation also reviewed the CD investments and services for the period since the previous CRA evaluation. Qualified investments (QIs) included new investments and grants, as well as outstanding QIs from the prior evaluation.

CONCLUSIONS ON PERFORMANCE CRITERIA

LENDING TEST

CBL demonstrated a high satisfactory record regarding the Lending Test. The good geographic distribution, CD lending, and AA concentration outweighed the excellent record for borrower profile and lending activity and the adequate records for responsiveness and product innovation.to support this conclusion. This performance remains consistent with the good Lending Test levels in both AAs.

For the CRA Large Institution Lending Test, typically, examiners will first determine whether the presence of any weaker lending activity or AA concentration performance warrants downgrading the overall Lending Test rating. Absent any such warranted downgrading, examiners will then place more weight on the borrower profile, geographic loan distribution, as well as CD loan performances when arriving at the overall Lending Test rating. The following sections contain conclusions for each of the Lending Test performance criteria for the bank overall. Separate analyses for each AA are contained later in this evaluation.

Lending Activity

Lending levels reflect excellent responsiveness to AA credit needs. Excellent records regarding small business, home mortgage, and small farm lending support this conclusion. Examiners considered the bank's size, business strategy, and capacity relative to AA credit needs when arriving at this conclusion. Each AA includes a more detailed discussion of the lending activity.

Assessment Area Concentration

A high percentage of loans are made inside the institution's AAs. The following table shows that the bank originated a majority of its small business, home mortgage, and small farm loans by number and dollar volume, within the AAs.

Lending Inside and Outside of the Assessment Areas										
Loan Category	Number of Loans				Total	Dollar Amount of Loans $(000s)				Total
	Inside		Outside			Inside		Outside		
	#	%	#	%	#	$	%	$	%	$(000s)
Small Business										
2018	388	77.4	113	22.6	501	30,511	67.7	14,539	32.3	45,050
2019	335	79.6	86	20.4	421	26,815	72.3	10,263	27.7	37,078
2020	817	76.1	257	23.9	1,074	51,453	71.4	20,656	28.6	72,109
Subtotal	**1,540**	**77.2**	**456**	**22.8**	**1,996**	**108,779**	**70.5**	**45,458**	**29.5**	**154,237**
Home Mortgage										
2018	188	76.1	59	23.9	247	19,703	72.6	7,438	27.4	27,141
2019	167	75.6	54	24.4	221	18,963	72.8	7,091	27.2	26,055
2020	182	76.8	55	23.2	237	23,789	70.6	9,885	29.4	33,674
Subtotal	**537**	**76.2**	**168**	**23.8**	**705**	**62,455**	**71.9**	**24,414**	**28.1**	**86,870**
Small Farm										
2018	294	84.7	53	15.3	347	14,999	84.4	2,775	15.6	17,774
2019	194	79.5	50	20.5	244	11,544	76.6	3,524	23.4	15,068
2020	170	81.7	38	18.3	208	9,126	67.3	4,440	32.7	13,566
Subtotal	**658**	**82.4**	**141**	**17.6**	**799**	**35,669**	**76.9**	**10,739**	**23.1**	**46,408**
Total	**2,735**	**78.1**	**765**	**21.9**	**3,500**	**206,903**	**72.0**	**80,611**	**28.0**	**287,515**
Source: HMDA and CRA data (2018 – 2020)										

Geographic Distribution

The geographic distribution of loans reflects good penetration throughout the AAs. Good records in the Nashville MSA AA and in the Tennessee Non-MSA AA support this conclusion. Examiners considered the loan product types reviewed relative to the available comparative data and any performance context issues when arriving at this conclusion. This factor only considered loans originated inside the AAs.

Borrower Profile

The distribution of borrowers reflects, given the product lines offered by the institution, excellent penetration among business and farm customers of different sizes and retail customers of different income levels. Excellent records in the Nashville MSA AA and Tennessee Non-MSA AA support this conclusion. Examiners focused on the percentage by number of loans to businesses and farms with gross annual revenues (GARs) of $1 million or less and to LMI individuals when arriving at conclusions for this performance factor. This factor only considered loans originated inside the AAs.

Small Business Administration (SBA) Paycheck Protection Program (PPP) Loans

The bank's willingness to meet the credit needs of businesses of varying sizes, including small businesses, through originating PPP loans further supports the bank's borrower profile performance. The Coronavirus Aid Relief and Economic Security Act, signed into law on March 27, 2020, established the temporary PPP. The SBA, with support from the Department of the Treasury, implements the PPP, which provides loans to encourage qualified businesses that meet certain standards established by the SBA, to retain employees through the COVID-19 Pandemic and includes loan forgiveness subject to certain conditions. The FDIC encourages financial institutions to consider using this program in a prudent manner as they actively work with business borrowers, including small businesses with less financial flexibility to withstand near term operational challenges due to the COVID-19 Pandemic.

The bank originated 2,094 PPP loans totaling $57.0 million, considered small business loans with loan amounts of $1 million or less, which is significant. This lending activity demonstrates the bank's willingness to meet the credit needs of businesses of varying sizes, including small businesses, in response to the COVID-19 Pandemic.

Innovative or Flexible Lending Practices

The institution makes limited use of innovative and flexible lending practices in order to serve AA credit needs. The number and dollar volume of innovative loan products and flexible lending practices support this conclusion. Examiners analyzed performance for this criterion at the institution level only, as the bank offers all of its innovative or flexible lending programs throughout all AAs.

The bank receives favorable CRA credit for its willingness to offer a large number and dollar volume of affordable small dollar loans, which are in demand. These loans show responsiveness to credit needs of the community and offer an alternative to reliance on high-cost credit by non-banks. The bank exhibited a willingness to extend small dollar loans within their AAs, which demonstrate adequate responsiveness to community credit needs.

Innovative or Flexible Lending Programs										
Type of Program	**2018***		**2019**		**2020**		**2021 YTD****		**Totals**	
	#	$(000s)	#	$(000s)	#	$(000s)	#	$(000s)	#	$(000s)
Affordable Small Dollar Loans	1,790	2,083	2,504	2,942	1,909	2,294	172	226	**6,375**	**7,545**

Source: Bank data
**Lending activity since May 30, 2018*
***Year-to-date (YTD)*

Since the prior evaluation, the bank originated 6,375 small dollar loans totaling $7.5 million. This dollar figure equates to 0.8 percent of average total assets of $961.4 million since the previous evaluation, thereby reflecting adequate performance. This level slightly increased over the 0.4 percent of average total assets reported in the previous evaluation.

Community Development Loans

CBL has made a relatively high level of CD loans. The good level of CD loans and its adequate responsiveness to CD needs support this conclusion. This performance was inconsistent with both AAs where performance fell below that of the institution.

During the evaluation period, CBL originated 22 CD loans totaling $21.3 million. This level of activity represents 2.2 percent of average total assets and 3.6 percent of average net loans at $599.3 million since the previous evaluation. This activity reflects a decline in both number and dollar volume from the previous evaluation when the bank originated 34 loans totaling $29.5 million, which represented 3.4 percent of average total assets and 6.0 percent of average net loans. The following tables show the CD lending by AA, purpose, and year.

Community Development Lending by Assessment Area										
Assessment Area	**Affordable Housing**		**Community Services**		**Economic Development**		**Revitalize or Stabilize**		**Totals**	
	#	**$(000s)**	**#**	**$(000s)**	**#**	**$(000s)**	**#**	**$(000s)**	**#**	**$(000s)**
Nashville MSA	3	396	0	0	6	8,075	2	520	**11**	**8,991**
Tennessee Non-MSA	0	0	0	0	1	700	0	0	**1**	**700**
Statewide/Regional	0	0	0	0	2	1,550	8	10,085	**10**	**11,635**
Total	**3**	**396**	**0**	**0**	**9**	**10,325**	**10**	**10,605**	**22**	**21,326**
Source: Bank data										

Community Development Lending by Year										
Activity Year	**Affordable Housing**		**Community Services**		**Economic Development**		**Revitalize or Stabilize**		**Totals**	
	#	**$(000s)**	**#**	**$(000s)**	**#**	**$(000s)**	**#**	**$(000s)**	**#**	**$(000s)**
2018*	2	266	0	0	0	0	2	520	**4**	**786**
2019	1	130	0	0	3	3,750	5	2,056	**9**	**5,936**
2020	0	0	0	0	6	6,575	3	8,029	**9**	**14,604**
2021 YTD	0	0	0	0	0	0	0	0	**0**	**0**
Total	**3**	**396**	**0**	**0**	**9**	**10,325**	**10**	**10,605**	**22**	**21,326**
Source: Bank data **Activity since May 30, 2018*										

The institution exhibits an adequate record of serving the credit needs of the most economically disadvantaged areas of its AAs, , small businesses, LMI individuals and small farms. The CD loans proved responsive to AA needs given that they addressed affordable housing, economic development, and revitalization or stabilization efforts throughout the AAs. As seen in the prior table, 49.7 percent by dollar volume address revitalization or stabilization efforts.

CD lending activities were considered at a statewide or regional level since the needs of the AAs were met. CBL made 10 CD loans totaling approximately $11.6 million benefitting the statewide or regional area.

The following lists a notable example of the CD lending activities occurring at the statewide or regional level:

- ***Revitalize or Stabilize*** – The bank granted a loan totaling $5.0 million dollars to purchase commercial real estate in a moderate-income area. This loan supports efforts to create and retain jobs in LMI census tracts.

INVESTMENT TEST

CBL demonstrated a high satisfactory record under the Investment Test. An excellent level of QIs and grants, adequate responsiveness to credit and CD needs, and occasional use of innovative and complex investments, support the rating. This performance was inconsistent with both AAs where performances fell below that of the institution. The inconsistent performance is due to a majority of the QIs benefitting the statewide or regional level.

Investment and Grant Activity

The institution has an excellent level of qualified CD, investment, and grants, often in a leadership position, particularly those that are not routinely provided by private investors. As seen in the following table, the bank made use of 42 QIs totaling approximately $22.3 million. This represents 2.3 percent of average total assets and 8.8 percent of average total securities of $253.2 million since the previous evaluation. These levels reflect a decrease from the 4.2 percent of average total assets and 12.1 percent of average securities reported in the previous evaluation. The following tables summarize the QIs, donations, and grants by AA, purpose, and year.

Qualified Investments by Assessment Area										
Assessment Area	**Affordable Housing**		**Community Services**		**Economic Development**		**Revitalize or Stabilize**		**Totals**	
	#	**$(000s)**	**#**	**$(000s)**	**#**	**$(000s)**	**#**	**$(000s)**	**#**	**$(000s)**
Nashville MSA	1	1,738	0	0	0	0	0	0	**1**	**1,738**
Tennessee Non-MSA	0	0	0	0	0	0	0	0	**0**	**0**
Statewide/Regional	18	5,398	3	1,580	20	13,627	0	0	**41**	**20,605**
Total	**19**	**7,136**	**3**	**1,580**	**20**	**13,627**	**0**	**0**	**42**	**22,343**
Source: Bank data										

Qualified Investments										
Activity Year	**Affordable Housing**		**Community Services**		**Economic Development**		**Revitalize or Stabilize**		**Totals**	
	#	$(000s)	#	$(000s)	#	$(000s)	#	$(000s)	#	$(000s)
Prior Period	17	4,246	0	0	18	9,834	0	0	**35**	**14,080**
2018*	0	0	0	0	0	0	0	0	**0**	**0**
2019	0	0	0	0	0	0	0	0	**0**	**0**
2020	1	2,845	3	1,580	2	3,793	0	0	**6**	**8,218**
2021 YTD	1	45	0	0	0	0	0	0	**1**	**45**
Subtotal	**19**	**7,136**	**3**	**1,580**	**20**	**13,627**	**0**	**0**	**42**	**22,343**
Qualified Grants & Donations	0	0	0	0	0	0	0	0	**0**	**0**
Total	**19**	**7,136**	**3**	**1,580**	**20**	**13,627**	**0**	**0**	**42**	**22,343**

Source: Bank data
**Activity since May 30, 2018*

QI activities occurred in the statewide or regional level that includes the institution's designated AAs during the evaluation period. CBL made 41 QIs totaling approximately $20.6 million benefitting the statewide or regional area.

The following lists notable examples of the QIs occurring in the statewide or regional area:

- ***Affordable Housing*** – The bank holds 16 Tennessee Housing Development Agency (THDA) bonds that remain outstanding from the prior period; these bonds have a current book value of $2.5 million. THDA is a state agency that provides financing for affordable housing to LMI families statewide.

- ***Economic Development*** – The bank holds 20 bonds funding SBA's Small Business Investment Company (SBIC) Program and the 504 Loan Program. These programs promote economic development by supporting small business financial needs.

Responsiveness to Credit and Community Development Needs

CBL exhibits adequate responsiveness to credit and CD needs. QIs funded economic development, affordable housing, and community services and these all reflect identified CD needs.

Community Development Initiatives

CBL occasionally uses innovative and/or complex investments to support CD initiatives. Although the investments are responsive to AA community needs, many are not particularly innovative or complex. The bank continues to invest in affordable housing initiatives through the THDA, and economic development initiatives through SBIC.

SERVICE TEST

CBL demonstrated a low satisfactory record regarding the Service Test. The reasonableness of business hours and services offered and adequate CD services outweighed the accessibility of delivery systems to support this conclusion. This performance proved consistent in both AAs.

Accessibility of Delivery Systems

Delivery systems are accessible to essentially all portions of the institution's AAs. The following table illustrates the distribution of branches and ATMs by geography income level. The table shows that in low-income geographies, the percentage of branches and ATMs exceeds the percentage of the AA populations residing in those areas, thereby reflecting adequate performance. The table further shows that in moderate-income geographies, the percentage of branches and ATMs significantly exceeds the percentage of the AA's population residing in those areas, thereby reflecting excellent performance.

Branch and ATM Distribution by Geography Income Level								
Tract Income Level	**Census Tracts**		**Population**		**Branches**		**ATMs**	
	#	%	#	%	#	%	#	%
Low	1	1.6	3,120	1.2	1	5.3	1	5.3
Moderate	16	26.2	70,310	25.5	8	42.1	8	42.1
Middle	36	59.0	169,209	61.4	8	42.1	9	47.4
Upper	7	11.5	32,835	11.9	2	10.5	1	5.3
NA	1	1.6	0	0.0	0	0.0	0	0.0
Total	**61**	**100.0**	**275,474**	**100.0**	**19**	**100.0**	**19**	**100.0**

Source: 2015 ACS data and Bank data
Due to rounding, totals may not equal 100.0 percent

The institution makes its alternative delivery systems reasonably accessible to all portions of the AAs. In addition to its ATMs, alternative delivery systems include online banking, remote deposit capture, and mobile banking services. Services offered remain consistent throughout all AAs.

Changes in Branch Locations

CBL has not made any changes to branch locations since the previous evaluation

Reasonableness of Business Hours and Services

Services (including, where appropriate, business hours) do not vary in a way that inconveniences portions of the AAs, particularly LMI geographies or individuals. Service hours and loan and deposit product offerings are substantially similar throughout the AAs.

CBL maintains hours and services typical for the areas served and the industry. Most locations maintain lobby hours that cover at least eight hours a day, Monday through Thursday. CBL offers

extended hours on Friday.

The bank offers a range of deposit products to consumer and commercial customers to include checking, savings, money market, certificates of deposit, and individual retirement accounts. Credit-related products offered for consumer and commercial entities include non-residential loans, an overdraft line-of-credit product, home mortgage loans, home equity loans and lines of credit, and various commercial-purpose loan products. CBL also makes credit card products available to customers.

Community Development Services

CBL provides an adequate level of CD services. The directors, officers, and employees provided 56 CD services since the previous evaluation. The CD services focused largely on community services and economic development. The level of CD services reflects a slight increase from the prior evaluation, when the bank provided 55 CD services. The following tables shows the number of CD services by AA, purpose, and year.

Community Development Services					
Assessment Area	**Affordable Housing**	**Community Services**	**Economic Development**	**Revitalize or Stabilize**	**Totals**
	#	#	#	#	#
Nashville MSA	0	31	8	2	**41**
Tennessee Non-MSA	0	5	0	3	**8**
Statewide/Regional	0	0	7	0	**7**
Total	**0**	**36**	**15**	**5**	**56**
Source: Bank data					

Community Development Services by Year					
Activity Year	**Affordable Housing**	**Community Services**	**Economic Development**	**Revitalize or Stabilize**	**Totals**
	#	#	#	#	#
2018*	0	5	3	0	**8**
2019	0	10	4	1	**15**
2020	0	11	4	2	**17**
2021 YTD	0	10	4	2	**16**
Total	**0**	**36**	**15**	**5**	**56**
Source: Bank data **Activity since May 30, 2018*					

The following lists a notable example of the CD services occurring at the statewide or regional area:

- ***Economic Development*** – An executive officer serves on the Board of an economic development organization. This organization encourages economic development by helping small-businesses obtain financing.

DISCRIMINATORY OR OTHER ILLEGAL CREDIT PRACTICES REVIEW

The bank's compliance with the laws relating to discrimination and other illegal credit practices were reviewed, including the Fair Housing Act and the Equal Credit Opportunity Act. Examiners did not identify any discriminatory or other illegal credit practices.

NASHVILLE MSA AA – FULL-SCOPE REVIEW

DESCRIPTION OF INSTITUTION'S OPERATIONS IN THE NASHVILLE MSA AA

This AA includes the following contiguous counties: Macon, Smith, Sumner, and Wilson. The following table shows that CBL operates nine branch offices throughout this middle-Tennessee AA. The bank also operates 10 ATMs in this AA.

Office Locations Nashville MSA AA				
County/City/Office	**Office Type**	**Census Tract Number**	**Census Tract Income Level**	**Office Opened or Closed Since Last Evaluation**
***Macon County*:**				
Lafayette – 400 Hwy 52 Bypass West	Main Office	9703.00	Moderate	No
Public Square – 201 West Locust Street	Branch	9703.00	Moderate	No
Red Boling Springs – 32 Carthage Road	Branch	9701.00	Moderate	No
Scottsville – 1108 Scottsville Road	Branch	9703.00	Moderate	No
***Smith County*:**				
Gordonsville – 411 Gordonsville Hwy	Branch	9754.00	Middle	No
Smith – 50 Main Street North	Branch	9751.00	Moderate	No
***Sumner County*:**				
Westmoreland – 990 New Hwy 52	Branch	0201.01	Moderate	No
***Wilson County*:**				
North Cumberland – 214 N. Cumberland	Branch	0307.00	Low	No
West Main – 1035 West Main Street	Branch	0306.00	Moderate	No
Source: Bank data and 2015 ACS data				

Economic and Demographic Data

Based on 2015 ACS data, the AA's 21 census tracts include the following income designations: one low-, 12 moderate-, and eight middle-income. The following table provides select demographic characteristics for this AA.

Demographic Information of the Assessment Area Assessment Area: Nashville MSA						
Demographic Characteristics	**#**	**Low % of #**	**Moderate % of #**	**Middle % of #**	**Upper % of #**	**NA* % of #**
Geographies (Census Tracts)	21	4.8	57.1	38.1	0.0	0.0
Population by Geography	96,588	3.2	52.7	44.1	0.0	0.0
Housing Units by Geography	41,149	3.2	55.1	41.7	0.0	0.0
Owner-Occupied Units by Geography	25,431	1.7	48.5	49.8	0.0	0.0
Occupied Rental Units by Geography	10,785	5.5	68.4	26.1	0.0	0.0
Vacant Units by Geography	4,933	5.6	60.3	34.1	0.0	0.0
Businesses by Geography	5,954	8.4	55.7	35.9	0.0	0.0
Farms by Geography	352	1.4	43.5	55.1	0.0	0.0
Family Distribution by Income Level	25,004	30.4	22.5	20.8	26.3	0.0
Household Distribution by Income Level	36,216	32.2	20.5	18.3	29.0	0.0
Median Family Income MSA - 34980 Nashville-Davidson--Murfreesboro--Franklin, TN MSA		$66,441	Median Housing Value			$124,871
			Median Gross Rent			$685
			Families Below Poverty Level			13.6%

Source: 2015 ACS data and 2019 D&B data
Due to rounding, totals may not equal 100.0 percent
(*) The NA category consists of geographies that have not been assigned an income classification

On April 17, 2019, the Federal Emergency Management Agency (FEMA) made a disaster declaration affecting Smith County due to severe storms. On March 5, 2020, FEMA made a disaster declaration affecting Smith and Wilson Counties due to tornadoes. On April 2, 2020, FEMA made a disaster declaration affecting all counties in the AA due to the COVID-19 Pandemic. On April 21, 2021, FEMA made a disaster declaration affecting Smith County due to severe ice storms. On May 8, 2021, FEMA made a disaster declaration affecting Smith and Wilson Counties due to tornadoes.

Currently, major employers in the Nashville MSA AA include: Vanderbilt University Medical Center, Nissan North America, Inc., HCA Healthcare, Inc., and Vanderbilt University.[1] The following table lists annual unemployment rates over the evaluation period for the AA, State of Tennessee, and nationwide.

[1]Source: Moody's Analytics, Precis U.S. Metro, April 2020

Unemployment Rates			
Area	2018	2019	2020
	%	%	%
Macon County	3.1	3.2	6.1
Smith County	3.0	2.9	5.0
Sumner County	2.7	2.6	5.2
Wilson County	2.8	2.6	5.0
State of Tennessee	3.4	3.6	5.6
National Average	3.9	3.6	6.7
Source: Bureau of Labor Statistics			

Examiners use the applicable FFIEC-updated median family income levels to analyze home mortgage loans under the borrower profile criterion. The following table presents the low-, moderate-, middle-, and upper-income ranges based on the 2019 FFIEC-updated median family income of $73,100 for the Nashville MSA.

Median Family Income Ranges – Nashville MSA				
Median Family Incomes	**Low <50%**	**Moderate 50% to <80%**	**Middle 80% to <120%**	**Upper ≥120%**
2019 ($73,100)	<$36,550	$36,550 to <$58,480	$58,480 to <$87,720	≥$87,720
Source: FFIEC				

Competition

The AA includes a high level of competition for financial services. According to the FDIC Deposit Market Share report as of June 30, 2020, 29 financial institutions operated 115 offices within the AA. Of these institutions, CBL ranked seventh with a 4.3 percent deposit market share.

Credit and Community Development Needs and Opportunities

Considering information obtained from bank management, as well as demographic and economic data, examiners concluded that the primary credit needs of the AA include small business and home mortgage loans. Furthermore, as indicated by the demographic and economic data, the AA CD needs include affordable housing, community services that benefit LMI individuals, economic development, and efforts that revitalize and stabilize the area due to the disaster designations.

CONCLUSIONS ON PERFORMANCE CRITERIA IN THE NASHVILLE MSA AA

LENDING TEST

CBL demonstrated a good record under the Lending Test in the Nashville MSA AA. Excellent lending levels and borrower profile and good geographic distribution performance lifted adequate CD lending to support this conclusion.

Lending Activity

Lending levels reflect excellent responsiveness to AA credit needs in the Nashville MSA AA. Excellent performance regarding home mortgage loans and small farm loans uplifted the good performance regarding small business loans to support this conclusion.

Small Business Loans

Small business lending levels reflect good responsiveness to AA credit needs in the Nashville MSA AA. A moderate level of competition exists within the AA for small business loans. For 2019, the bank originated 174 total reportable small business loans totaling approximately $13.1 million. CBL captured 2.9 percent of the market share by number.

The bank's activity ranks ninth out of 82 total lenders that reported 6,591 small business loan originations and purchases. This ranking lands the bank in the top 11.0 percent of lenders reporting such loans in the Nashville MSA AA.

Home Mortgage Loans

Home mortgage lending levels reflect excellent responsiveness to AA credit needs in the Nashville MSA AA. A high level of competition exists for home mortgage loans among the area's banks, credit unions, and non-depository mortgage lenders. For 2019, the bank originated 97 total reportable home mortgage loans totaling approximately $8.2 million. CBL captured 2.2 percent of the market share by number.

The bank's activity ranks 10th out of 265 total lenders that reported 4,335 home mortgage loan originations and purchases. This ranking lands the bank in the top 3.8 percent of lenders reporting such loans in the Nashville MSA AA.

Small Farm Loans

Small farm lending levels reflect excellent responsiveness to AA credit needs in the Nashville MSA AA. A moderate level of competition exists within the AA for small farm loans. For 2019, the bank originated 122 total reportable small farm loans totaling approximately $8.3 million. CBL captured 51.1 percent of the market share by number.

The bank's activity ranks first out of 20 total lenders that reported 239 small farm loan originations and purchases. This ranking lands the bank in the top 5.0 percent of lenders reporting such loans in the Nashville MSA AA.

Geographic Distribution

The geographic distribution of loans reflects good penetration throughout the AA. Good performances regarding small business and small farm lending outweighed excellent performance regarding home mortgage lending to support this conclusion. Examiners focused on the percentages by the number of loans in LMI census tracts when arriving at conclusions.

Small Business Loans

The geographic distribution of small business loans reflects good penetration throughout the AA. Good performance in moderate-income census tracts and adequate performance in low-income census tracts supports this conclusion.

The following table shows that the level of lending in low-income census tracts falls below aggregate data by 5.8 percentage points, reflecting adequate performance. The table further shows that the level of lending in moderate-income census tracts exceeds aggregate data by 9.2 percentage points, reflecting good performance. Examiners placed more weight on performance in moderate-income census tracts since aggregate data is higher in these areas, reflecting more loan demand.

Geographic Distribution of Small Business Loans
Assessment Area: Nashville MSA

Tract Income Level	% of Businesses	Aggregate Performance % of #	#	%	$(000s)	%
Low	8.4	8.1	4	2.3	964	7.3
Moderate	55.7	51.1	105	60.3	8,842	67.3
Middle	35.9	40.8	65	37.4	3,343	25.4
Upper	0.0	0.0	0	0.0	0	0.0
Not Available	0.0	0.0	0	0.0	0	0.0
Totals	**100.0**	**100.0**	**174**	**100.0**	**13,149**	**100.0**

Source: 2019 D&B data, 2019 CRA Aggregate data, and 2019 CRA data
Due to rounding, totals may not equal 100.0 percent

Home Mortgage Loans

The geographic distribution of home mortgage loans reflects excellent penetration throughout the AA. Excellent performance in moderate-income geographies outweighs adequate performance in low-income geographies to support this conclusion.

Although the bank did not make any home mortgage loans in low-income census tracts, the performance only trailed aggregate data by 2.3 percentage points, reflecting adequate performance. The table further shows that the lending performance in moderate-income census tracts exceeds aggregate data by 18.6 percentage points, reflecting excellent performance.

Geographic Distribution of Home Mortgage Loans Assessment Area: Nashville MSA						
Tract Income Level	**% of Owner-Occupied Housing Units**	**Aggregate Performance % of #**	**#**	**%**	**$(000s)**	**%**
Low	1.7	2.3	0	0.0	0	0.0
Moderate	48.5	50.5	67	69.1	5,712	69.3
Middle	49.8	47.2	30	30.9	2,528	30.7
Upper	0.0	0.0	0	0.0	0	0.0
Not Available	0.0	0.0	0	0.0	0	0.0
Totals	**100.0**	**100.0**	**97**	**100.0**	**8,240**	**100.0**

Source: 2015 ACS data, 2019 HMDA Aggregate data, and 2019 HMDA data
Due to rounding, totals may not equal 100.0 percent

Small Farm Loans

The geographic distribution of small farm loans reflects good penetration throughout the AA. The good performance in moderate-income census tracts outweighed the adequate performance in low-income census tracts support this conclusion.

The following table shows that the bank did not originate any small farm loans in low-income census tracts; however, this only trails aggregate data by 0.5 percentage points, reflecting adequate performance. The table further shows that the level of lending in moderate-income census tracts exceeds aggregate data by 11.5 percentage points, reflecting good performance. Examiners placed more weight on performance in moderate-income census tracts since aggregate data is higher in these areas, reflecting more loan demand.

Geographic Distribution of Small Farm Loans Assessment Area: Nashville MSA						
Tract Income Level	**% of Farms**	**Aggregate Performance % of #**	**#**	**%**	**$(000s)**	**%**
Low	1.4	0.5	0	0.0	0	0.0
Moderate	43.5	53.3	79	64.8	4,141	50.0
Middle	55.1	46.2	43	35.2	4,136	50.0
Upper	0.0	0.0	0	0.0	0	0.0
Not Available	0.0	0.0	0	0.0	0	0.0
Totals	**100.0**	**100.0**	**122**	**100.0**	**8,277**	**100.0**

Source: 2019 D&B data, 2019 CRA Aggregate data, and 2019 CRA data
Due to rounding, totals may not equal 100.0 percent

Borrower Profile

The distribution of borrowers reflects, given the product lines offered by the institution, excellent penetration among businesses and farms of different sizes and retail customers of different income levels in the AA. Excellent small business and small farm lending performances outweigh the good home mortgage lending performance to support this conclusion.

Small Business Loans

The distribution of borrowers reflects excellent penetration among businesses of different sizes. An excellent record of lending to businesses with GARs of $1 million or less primarily supports this conclusion.

As shown in the following table, the level of lending to small businesses with GARs of $1 million or less rises significantly higher than aggregate performance and also exceeds business demographic data, reflecting excellent performance.

Distribution of Small Business Loans by Gross Annual Revenue Category Assessment Area: Nashville MSA						
Gross Revenue Level	**% of Businesses**	**Aggregate Performance % of #**	**#**	**%**	**$(000s)**	**%**
<=$1,000,000	82.7	53.2	174	100.0	13,149	100.0
>1,000,000	4.4	--	0	0.0	0	0.0
Revenue Not Available	12.9	--	0	0.0	0	0.0
Totals	**100.0**	**100.0**	**174**	**100.0**	**13,149**	**100.0**

Source: 2019 D&B data, 2019 CRA Aggregate data, and 2019 CRA data
Due to rounding, totals may not equal 100.0 percent

Home Mortgage Loans

The distribution of borrowers reflects good penetration among retail customers of different income levels. An excellent record of lending to low-income borrowers and an adequate record of lending to moderate-income borrowers supports this conclusion.

As shown in the following table, the level of lending to low-income borrowers significantly exceeds aggregate data by 18.7 percentage points, reflecting excellent performance. The table further shows that the level of lending to moderate-income borrowers exceeds aggregate data by 3.2 percentage points, reflecting adequate performance.

Distribution of Home Mortgage Loans by Borrower Income Level
Assessment Area: Nashville MSA

Borrower Income Level	% of Families	Aggregate Performance % of #	#	%	$(000s)	%
Low	30.4	10.2	28	28.9	1,372	16.7
Moderate	22.5	21.5	24	24.7	1,734	21.0
Middle	20.8	24.0	18	18.6	1,456	17.7
Upper	26.3	24.7	24	24.7	2,586	31.4
Not Available	0.0	19.5	3	3.1	1,091	13.2
Totals	**100.0**	**100.0**	**97**	**100.0**	**8,240**	**100.0**

Source: 2015 ACS data, 2019 HMDA Aggregate data, and 2019 HMDA data
Due to rounding, totals may not equal 100.0 percent

Small Farm Loans

The distribution of borrowers reflects excellent penetration among farms of different sizes. An excellent record of lending to farms with GARs of $1 million or less primarily supports this conclusion.

As shown in the following table, the level of lending to farms with GARs of $1 million or less rises significantly higher than aggregate performance by 23.1 percentage points, reflecting excellent performance.

Distribution of Small Farm Loans by Gross Annual Revenue Category Assessment Area: Nashville MSA						
Gross Revenue Level	**% of Farms**	**Aggregate Performance % of #**	**#**	**%**	**$(000s)**	**%**
<=$1,000,000	98.3	76.9	122	100.0	8,277	100.0
>1,000,000	1.1	--	0	0.0	0	0.0
Revenue Not Available	0.6	--	0	0.0	0	0.0
Totals	**100.0**	**100.0**	**122**	**100.0**	**8,277**	**100.0**

Source: 2019 D&B data, 2019 CRA Aggregate data, and 2019 CRA data
Due to rounding, totals may not equal 100.0 percent

Community Development Loans

CBL has made an adequate level of CD loans in the Nashville MSA AA. Specifically, the bank granted 11 CD loans totaling $9.0 million during the evaluation period. The level of CD lending declined since the previous evaluation where the bank granted 26 loans totaling $24.1 million. A majority of the CD loans, by number and dollar volume, supported economic development efforts in the area, which demonstrates the bank's responsiveness to an identified CD need. The following table displays CD lending by year and purpose.

Community Development Lending Assessment Area: Nashville MSA										
Activity Year	**Affordable Housing**		**Community Services**		**Economic Development**		**Revitalize or Stabilize**		**Totals**	
	#	**$(000s)**	**#**	**$(000s)**	**#**	**$(000s)**	**#**	**$(000s)**	**#**	**$(000s)**
2018*	2	266	0	0	0	0	2	520	**4**	**786**
2019	1	130	0	0	3	3,750	0	0	**4**	**3,880**
2020	0	0	0	0	3	4,325	0	0	**3**	**4,325**
YTD 2021	0	0	0	0	0	0	0	0	**0**	**0**
Total	**3**	**396**	**0**	**0**	**6**	**8,075**	**2**	**520**	**11**	**8,991**

Source: Bank data
**Activity since May 30, 2018*

The following lists an example of the CD loans within the Nashville MSA AA:

- ***Economic Development*** – The bank originated five loans totaling approximately $6.8 million to finance farm operations in Macon County. The activities helped to create and retain jobs for LMI individuals in the area.

INVESTMENT TEST

CBL demonstrated a poor record under the Investment Test within the Nashville MSA AA. The poor level of QIs and poor responsiveness to CD needs outweighed the absence of innovative or complex QIs to support this conclusion.

Investment and Grant Activity

CBL has a poor level of qualified CD investments and grants, but not in a leadership position, particularly those that are not routinely provided by private investors. The institution made one investment totaling approximately $1.7 million that benefitted LMI individuals within the AA. However, this performance is consistent with the institution's level of QIs made at the prior evaluation, in this AA. The following table details QIs within the AA by year and purpose.

Qualified Investments Assessment Area: Nashville MSA										
Activity Year	**Affordable Housing**		**Community Services**		**Economic Development**		**Revitalize or Stabilize**		**Totals**	
	#	$(000s)	#	$(000s)	#	$(000s)	#	$(000s)	#	$(000s)
Prior Period	1	1,738	0	0	0	0	0	0	**1**	**1,738**
2018 (Partial)	0	0	0	0	0	0	0	0	**0**	**0**
2019	0	0	0	0	0	0	0	0	**0**	**0**
2020	0	0	0	0	0	0	0	0	**0**	**0**
YTD 2021	0	0	0	0	0	0	0	0	**0**	**0**
Subtotal	**1**	**1,738**	**0**	**0**	**0**	**0**	**0**	**0**	**1**	**1,738**
Qualified Grants & Donations	0	0	0	0	0	0	0	0	**0**	**0**
Total	**1**	**1,738**	**0**	**0**	**0**	**0**	**0**	**0**	**1**	**1,738**
Source: Bank data **Activity since May 30, 2018*										

The following lists the investment within the AA.

- ***Affordable Housing*** – The bank maintains an investment in a mortgage-backed security that has a current book value of $1.7 million. The investment is secured by a loan for a multi-family unit for LMI families.

Responsiveness to Credit and Community Development Needs

CBL exhibits poor responsiveness to credit and CD needs. The bank only made one investment for $1.7 million for affordable housing within this AA, and this level did not demonstrate adequate responsiveness.

Community Development Initiatives

CBL does not use innovative or complex investments to support CD initiatives in the AA.

SERVICE TEST

CBL demonstrated an adequate record regarding the Service Test in the Nashville MSA AA. Adequate records for CD services and reasonableness of business hours and services offered outweighed excellent accessibility of delivery systems to support this conclusion.

Accessibility of Delivery Systems

Delivery systems are readily accessible to all portions of the Nashville MSA AA. Excellent accessibility of branches in LMI geographies supports this conclusion.

The following table shows that in low-income geographies within this AA, the bank operated one branch and one ATM, exceeding the population percentage by 7.9 and 6.8 percentage points, respectively, reflecting an excellent level. The bank's branch and ATM levels rises 25.1 and 17.3 percentage points, respectively, above the population percentage in moderate-income tracts, reflecting an excellent level.

Branch and ATM Distribution by Geography Income Level Assessment Area: Nashville MSA								
Tract Income Level	**Census Tracts**		**Population**		**Branches**		**ATMs**	
	#	%	#	%	#	%	#	%
Low	1	4.8	3,120	3.2	1	11.1	1	10.0
Moderate	12	57.1	50,900	52.7	7	77.8	7	70.0
Middle	8	38.1	42,568	44.1	1	11.1	2	20.0
Upper	0	0.0	0	0.0	0	0.0	0	0.0
NA	0	0.0	0	0.0	0	0.0	0	0.0
Total	**21**	**100.0**	**96,588**	**100.0**	**9**	**100.0**	**10**	**100.0**

Source: 2015 ACS data and Bank data
Due to rounding, totals may not equal 100.0 percent

Alternative delivery systems offered in this AA remain consistent with those discussed at the institution level.

Changes in Branch Locations

CBL did not open or close branch offices in the AA since the previous evaluation.

Reasonableness of Business Hours and Services

Services (including, where appropriate, business hours) do not vary in a way that inconveniences portions of the Nashville MSA AA, particularly LMI geographies or individuals. The business hours and services within this AA are consistent with the overall conclusion.

Community Development Services

CBL provides an adequate level of CD services in the Nashville MSA AA. The directors, officers, and employees provided 41 CD services, since the previous evaluation. The CD services focused on community services, economic development, and revitalization or stabilization activities. The level of CD services reflects an increase from the prior evaluation, when the bank provided only 12 CD services. The following table shows the number of CD services by purpose and year.

Community Development Services Assessment Area: Nashville MSA					
Activity Year	**Affordable Housing**	**Community Services**	**Economic Development**	**Revitalize or Stabilize**	**Totals**
	#	#	#	#	#
2018*	0	4	2	0	**6**
2019	0	8	2	0	**10**
2020	0	10	2	1	**13**
2021 YTD	0	9	2	1	**12**
Total	**0**	**31**	**8**	**2**	**41**
Source: Bank data **Activity since May 30, 2018*					

The following lists notable examples of the CD services within the AA.

- ***Community Service*** – A large number of bank employees teach the Literacy in Financial Education Program at schools throughout the AA. A majority of the students' families in the schools served reflect LMI and qualify for the government's free or reduced lunch programs.

- ***Economic Development*** - An executive officer serves on the Board of an economic development organization. This organization encourages economic development through job creation, thereby providing employment opportunities for LMI residents in the community.

TENNESSEE NON-MSA AA – FULL-SCOPE REVIEW

DESCRIPTION OF INSTITUTION'S OPERATIONS IN THE TENNESSEE NON-MSA AA

This AA includes the following contiguous counties: Bedford, Clay, Coffee, DeKalb, Franklin, and Jackson. The following table shows that CBL operates 10 branch offices throughout this middle-Tennessee AA. The bank also operates nine ATMs in the AA.

Office Locations Tennessee Non-MSA AA				
County/City/Office	**Office Type**	**Census Tract Number**	**Census Tract Income Level**	**Office Opened or Closed Since Last Evaluation**
***Bedford County*:**				
Shelbyville – 1602 North Main Street	Branch	9505.00	Middle	No
***Clay County*:**				
Celina – 101 East Lake Ave	Branch	9550.00	Moderate	No
Coffee County:				
Manchester – 1270 Hillsboro Blvd	Branch	9705.00	Middle	No
Traders – 120 North Jackson Street	Branch	9708.01	Middle	No
Tullahoma – 412 West Lincoln Street	Branch	9710.00	Middle	No
DeKalb County:				
Alexandria – 100 North Public Square	Branch	9203.00	Upper	No
Liberty – 311 East Main Street	Branch	9203.00	Upper	No
Smithville – 735 South Congress Blvd	Branch	9202.00	Middle	No
Franklin County:				
Winchester – 2695 Decherd Blvd	Branch	9604.00	Moderate	No
Jackson County:				
Gainesboro – 116 S. Grundy Quarles Hwy	Branch	9603.00	Middle	No
Source: Bank data and 2015 ACS data				

Economic and Demographic Data

Based on 2015 ACS data, the AA's 40 census tracts include the following income designations: four moderate-, 28 middle-, and seven upper-income tracts, as well as one tract with no-income designation. The following table provides select demographic characteristics for this AA.

Demographic Information of the Assessment Area Assessment Area: Tennessee Non-MSA						
Demographic Characteristics	**#**	**Low % of #**	**Moderate % of #**	**Middle % of #**	**Upper % of #**	**NA* % of #**
Geographies (Census Tracts)	40	0.0	10.0	70.0	17.5	2.5
Population by Geography	178,886	0.0	10.9	70.8	18.4	0.0
Housing Units by Geography	80,460	0.0	11.0	71.4	17.6	0.0
Owner-Occupied Units by Geography	48,696	0.0	8.4	71.8	19.8	0.0
Occupied Rental Units by Geography	20,190	0.0	16.4	70.2	13.4	0.0
Vacant Units by Geography	11,574	0.0	12.7	71.9	15.4	0.0
Businesses by Geography	9,629	0.0	11.5	70.1	18.3	0.2
Farms by Geography	600	0.0	5.8	73.8	20.3	0.0
Family Distribution by Income Level	48,358	19.4	17.5	20.3	42.9	0.0
Household Distribution by Income Level	68,886	21.6	15.0	17.9	45.5	0.0
Median Family Income Non-MSAs - TN		$46,066	Median Housing Value			$114,715
			Median Gross Rent			$633
			Families Below Poverty Level			14.2%

Source: 2015 ACS data and 2019 D&B data
Due to rounding, totals may not equal 100.0 percent
(*) The NA category consists of geographies that have not been assigned an income classification

On April 17, 2019, FEMA made a disaster declaration affecting Bedford, Clay, Coffee, DeKalb, and Jackson Counties due to severe storms. On April 2, 2020, FEMA made a disaster declaration affecting all counties in the AA due to the COVID-19 Pandemic. On April 21, 2021, FEMA made a disaster declaration affecting Bedford, Coffee, DeKalb, and Jackson Counties due to severe ice storms. On May 8, 2021, FEMA made a disaster declaration affecting Clay and Jackson Counties due to tornadoes.

One census tract in Clay County was distressed and underserved from 2018 through 2020. Three census tracts in Jackson County were distressed from 2018 through 2019.

Currently, major employers in the Tennessee Non-MSA AA include Tyson Foods, Inc., Crisplant, Inc., Federal Mogul Corporation, and Nissan Powertrain Assembly.

The following table presents the low-, moderate-, middle-, and upper-income ranges based on the 2019 FFIEC-updated median family income of $50,100 for the Tennessee Non-MSA.

Median Family Income Ranges – Tennessee Non-MSA				
Median Family Incomes	**Low <50%**	**Moderate 50% to <80%**	**Middle 80% to <120%**	**Upper ≥120%**
2019 ($50,100)	<$25,050	$25,050 to <$40,080	$40,080 to <$60,120	≥$60,120
Source: FFIEC				

The following table lists annual unemployment rates over the evaluation period for the AA, State of Tennessee, and nationwide.

Unemployment Rates			
Area	**2018**	**2019**	**2020**
	%	**%**	**%**
Bedford County	3.6	3.5	6.3
Clay County	5.0	5.7	8.2
Coffee County	3.4	3.4	6.0
DeKalb County	4.6	4.1	7.3
Franklin County	3.0	3.7	6.0
Jackson County	4.8	4.5	7.8
State of Tennessee	3.4	3.6	5.6
National Average	3.9	3.6	6.7
Source: Bureau of Labor Statistics			

Competition

The AA includes a moderate level of competition for financial services. According to the FDIC Deposit Market Share report as of June 30, 2020, 19 financial institutions operated 53 offices within this AA. Of these institutions, CBL ranked first with a 13.3 percent deposit market share.

Community Contacts

Examiners utilized a previously conducted community contact with a member of a local financial services firm to assist in identifying the credit needs of the community. The contact indicated that current economic conditions in the AA have declined due to the COVID-19 Pandemic with two area hospitals having recently closed as well. The contact indicated a need for remote work initiatives and workforce development training in the area. Finally, the contact indicated the primary credit needs of the area include home mortgage, small business, and consumer loans.

Credit and Community Development Needs and Opportunities

Considering information obtained from the community contact, bank management, as well as demographic and economic data, examiners concluded that the primary credit needs of the AA include small business and home mortgage loans. Furthermore, as indicated by the community contact, as well as demographic and economic data, the AA CD needs primarily include affordable

housing, community services that benefit LMI individuals, economic development to support small businesses, and efforts that revitalize and stabilize the area due to the disaster designations.

CONCLUSIONS ON PERFORMANCE CRITERIA IN THE TENNESSEE NON-MSA AA

LENDING TEST

CBL demonstrated a good record under the Lending Test in the Tennessee Non-MSA AA. Excellent lending levels, excellent borrower profile, and good geographic distribution performance lifted the poor CD lending to support this conclusion.

Lending Activity

Lending levels reflect excellent responsiveness to AA credit needs in the Tennessee Non-MSA AA. Excellent performance regarding small business loans, home mortgage loans, and small farm loans support this conclusion.

Small Business Loans

Small business lending levels reflect excellent responsiveness to AA credit needs in the Tennessee Non-MSA AA. A moderate level of competition exists within the AA for small business loans. For 2019, the bank originated 161 total reportable small business loans totaling approximately $13.6 million. CBL captured 7.0 percent of the market share by number.

The bank's activity ranks fifth out of 68 total lenders that reported 2,296 small business loan originations and purchases. This ranking lands the bank in the top 7.4 percent of lenders reporting such loans in the Tennessee Non-MSA AA.

Home Mortgage Loans

Home mortgage lending levels reflect excellent responsiveness to AA credit needs in the Tennessee Non-MSA AA. A high level of competition exists for home mortgage loans among the area's banks, credit unions, and non-depository mortgage lenders. For 2019, the bank originated 70 total reportable home mortgage loans totaling approximately $10.7 million. CBL captured 1.1 percent of the market share by number.

The bank's activity ranks 22nd out of 322 total lenders that reported 6,362 home mortgage loan originations and purchases. This ranking lands the bank in the top 6.8 percent of lenders reporting such loans in the Tennessee Non-MSA AA.

Small Farm Loans

Small farm lending levels reflect excellent responsiveness to AA credit needs in the Tennessee

Non-MSA AA. A moderate level of competition exists within the AA for small farm loans. For 2019, the bank originated 72 total reportable small farm loans totaling approximately $3.2 million. CBL captured 31.7 percent of the market share by number.

The bank's activity ranks first out of 17 total lenders that reported 224 small farm loans.

Geographic Distribution

The geographic distribution of loans reflects good penetration throughout the AA. Good home mortgage and small farmlending performance outweighed the adequate small business lending performance to support this conclusion.

Small Business Loans

The geographic distribution of small business loans reflects adequate penetration throughout the AA. The adequate performance in moderate-income geographies supports this conclusion.

The following table shows that the level of lending in moderate-income census tracts reflects similar performance to aggregate data, reflecting adequate performance.

Geographic Distribution of Small Business Loans Assessment Area: Tennessee Non-MSA						
Tract Income Level	**% of Businesses**	**Aggregate Performance % of #**	**#**	**%**	**$(000s)**	**%**
Low	0.0	0.0	0	0.0	0	0.0
Moderate	11.5	11.9	19	11.8	1,363	10.0
Middle	70.1	66.7	107	66.5	10,316	75.5
Upper	18.3	21.4	35	21.7	1,987	14.5
Not Available	0.2	0.0	0	0.0	0	0.0
Totals	**100.0**	**100.0**	**161**	**100.0**	**13,666**	**100.0**

Source: 2019 D&B data, 2019 CRA Aggregate data, and 2019 CRA data
Due to rounding, totals may not equal 100.0 percent

Home Mortgage Loans

The geographic distribution of home mortgage loans reflects good penetration throughout the AA. The good performance in moderate-income geographies supports this conclusion.

The following table shows that the level of lending in the moderate-income census tracts exceeds aggregate data by 7.5 percentage points, reflecting good performance.

Geographic Distribution of Home Mortgage Loans Assessment Area: Tennessee Non-MSA						
Tract Income Level	**% of Owner-Occupied Housing Units**	**Aggregate Performance % of #**	**#**	**%**	**$(000s)**	**%**
Low	0.0	0.0	0	0.0	0	0.0
Moderate	8.4	5.3	9	12.8	4,107	38.3
Middle	71.8	75.8	48	68.6	4,811	44.9
Upper	19.8	18.9	13	18.6	1,806	16.8
Not Available	0.0	0.0	0	0.0	0	0.0
Totals	**100.0**	**100.0**	**70**	**100.0**	**10,724**	**100.0**
Source: 2015 ACS data, 2019 HMDA Aggregate data, and 2019 HMDA data *Due to rounding, totals may not equal 100.0 percent*						

Small Farm Loans

The geographic distribution of small farm loans reflects good penetration throughout the AA. The good performance in moderate-income geographies supports this conclusion.

The following table shows that the level of lending in moderate-income census tracts exceeds aggregate data by 11.3 percentage points, reflecting good performance.

Geographic Distribution of Small Farm Loans Assessment Area: Tennessee Non-MSA						
Tract Income Level	**% of Farms**	**Aggregate Performance % of #**	**#**	**%**	**$(000s)**	**%**
Low	0.0	0.0	0	0.0	0	0.0
Moderate	5.8	8.1	14	19.4	440	13.5
Middle	73.8	73.1	47	65.3	2,631	80.5
Upper	20.3	18.8	11	15.3	196	6.0
Not Available	0.0	0.0	0	0.0	0	0.0
Totals	**100.0**	**100.0**	**72**	**100.0**	**3,267**	**100.0**
Source: 2019 D&B data, 2019 CRA Aggregate data, and 2019 CRA data *Due to rounding, totals may not equal 100.0 percent*						

Borrower Profile

The distribution of borrowers reflects, given the product lines offered by the institution, excellent penetration among businesses and farms of different sizes and retail customers of different income levels in the AA. Excellent small business and small farm lending performance outweighed the adequate home mortgage lending performance to support this conclusion.

Small Business Loans

The distribution of borrowers reflects excellent penetration among businesses of different sizes. An excellent record of lending to businesses with GARs of $1 million or less supports this conclusion.

As shown in the following table, the level of lending to small businesses with GARs of $1 million or less rises significantly higher than aggregate performance and also exceeds business demographic data, reflecting excellent performance.

Distribution of Small Business Loans by Gross Annual Revenue Category **Assessment Area: Tennessee Non-MSA**						
Gross Revenue Level	**% of Businesses**	**Aggregate Performance % of #**	**#**	**%**	**$(000s)**	**%**
<=$1,000,000	82.0	48.4	145	90.1	9,535	69.8
>$1,000,000	4.3	--	16	9.9	4,131	30.2
Revenue Not Available	13.6	--	0	0.0	0	0.0
Totals	**100.0**	**100.0**	**161**	**100.0**	**13,666**	**100.0**
Source: 2019 D&B data, 2019 CRA Aggregate data, and 2019 CRA data *Due to rounding, totals may not equal 100.0 percent*						

Home Mortgage Loans

The distribution of borrowers reflects adequate penetration among retail customers of different income levels. The adequate record of lending to moderate-income borrowers outweighed the good record of lending to low-income borrowers to support this conclusion.

As shown in the following table, the level of lending to low-income borrowers exceeds aggregate data by 6.2 percentage points, reflecting good performance. The table further shows that the level of lending to moderate-income borrowers exceeds aggregate data by 3.0 percentage points, reflecting adequate performance. Examiners weighed performance to moderate-income borrowers more because aggregate performance is higher, reflecting more loan demand by these borrowers.

Distribution of Home Mortgage Loans by Borrower Income Level Assessment Area: Tennessee Non-MSA						
Borrower Income Level	**% of Families**	**Aggregate Performance % of #**	**#**	**%**	**$(000s)**	**%**
Low	19.4	3.8	7	10.0	906	8.5
Moderate	17.5	12.7	11	15.7	489	4.6
Middle	20.3	20.3	15	21.4	1,560	14.5
Upper	42.9	42.6	32	45.7	7,358	68.6
Not Available	0.0	20.7	5	7.2	412	3.8
Totals	**100.0**	**100.0**	**70**	**100.0**	**10,724**	**100.0**
Source: 2015 ACS data, 2019 HMDA Aggregate data, and 2019 HMDA data *Due to rounding, totals may not equal 100.0 percent*						

Small Farm Loans

The distribution of borrowers reflects excellent penetration among farms of different sizes. An excellent record of lending to farms with GARs of $1 million or less supports this conclusion.

As shown in the following table, the level of lending to farms with GARs of $1 million or less rises significantly higher than aggregate performance and also exceeds farm demographic data, reflecting excellent performance.

Distribution of Small Farm Loans by Gross Annual Revenue Category Assessment Area: Tennessee Non-MSA						
Gross Revenue Level	**% of Farms**	**Aggregate Performance % of #**	**#**	**%**	**$(000s)**	**%**
<=$1,000,000	96.0	63.2	72	100.0	3,267	100.0
>$1,000,000	1.5	--	0	0.0	0	0.0
Revenue Not Available	2.5	--	0	0.0	0	0.0
Totals	**100.0**	**100.0**	**72**	**100.0**	**3,267**	**100.0**
Source: 2019 D&B data, 2019 CRA Aggregate data, and 2019 CRA data *Due to rounding, totals may not equal 100.0 percent*						

Community Development Loans

CBL has made a low level of CD loans in the Tennessee Non-MSA AA. Specifically, the institution granted one CD loan totaling $700,000 during the evaluation period. The level of CD lending decreased since the previous evaluation where the bank granted six loans totaling $1.7 million. The CD loan supported economic development efforts in the area, which was an identified need of the area, reflecting responsiveness. The following table displays CD lending by year and purpose.

Community Development Lending Assessment Area: Tennessee Non-MSA										
Activity Year	**Affordable Housing**		**Community Services**		**Economic Development**		**Revitalize or Stabilize**		**Totals**	
	#	$(000s)	#	$(000s)	#	$(000s)	#	$(000s)	#	$(000s)
2018*	0	0	0	0	0	0	0	0	**0**	**0**
2019	0	0	0	0	0	0	0	0	**0**	**0**
2020	0	0	0	0	1	700	0	0	**1**	**700**
2021 YTD	0	0	0	0	0	0	0	0	**0**	**0**
Total	**0**	**0**	**0**	**0**	**0**	**0**	**0**	**0**	**1**	**700**
Source: Bank data **Activity since May 30, 2018*										

The following lists the CD loan within the Tennessee Non-MSA AA:

- ***Economic Development*** – The bank granted a loan for $700,000 to finance farm operations in Clay County. The activity helped to create and retain jobs for LMI individuals in the area.

INVESTMENT TEST

CBL demonstrated a very poor record under the Investment Test within the Tennessee Non-MSA AA. The lack of qualified CD investments and grants, very poor responsiveness, and very poor CD initiatives supports the rating.

Investment and Grant Activity

CBL has a few, if any, qualified CD investments or grants, particularly those that are not routinely provided by private investors in the AA, which is consistent with the bank's record at the prior evaluation.

Responsiveness to Credit and Community Development Needs

CBL exhibits very poor responsiveness to credit and CD needs.

Community Development Initiatives

CBL does not use innovative or complex investments to support CD initiatives in the AA.

SERVICE TEST

CBL demonstrated an adequate record regarding the Service Test in the Tennessee Non-MSA AA. Adequate records accessibility of delivery systems and reasonableness of business hours and services offered lifted the poor CD services to support this conclusion.

Accessibility of Delivery Systems

Delivery systems are reasonably accessible to essentially all portions of the instituion's Tennessee Non-MSA AA. Adequate accessibility of branches and ATMs in moderate-income geographies supports this conclusion.

The following table shows that the branch and ATM levels are consistent with the population percentage, reflecting an adequate record.

Branch and ATM Distribution by Geography Income Level Assessment Area: Tennessee Non-MSA								
Tract Income Level	**Census Tracts**		**Population**		**Branches**		**ATMs**	
	#	%	#	%	#	%	#	%
Low	0	0.0	0	0.0	0	0.0	0	0
Moderate	4	10.0	19,410	10.8	1	10.0	1	11.1
Middle	28	70.0	126,641	70.8	7	70.0	7	77.8
Upper	7	17.5	32,835	18.4	2	20.0	1	11.1
NA	1	2.5	0	0.0	0	0.0	0	0
Total	**40**	**100.0**	**178,886**	**100.0**	**10**	**100.0**	**9**	**100.0**
Source: 2015 ACS data and Bank data *Due to rounding, totals may not equal 100.0 percent*								

Alternative delivery systems offered in this AA remain consistent with those discussed at the institution level.

Changes in Branch Locations

CBL did not open or close branch offices in the AA since the previous evaluation.

Reasonableness of Business Hours and Services

Services (including where appropriate, business hours) do not vary in a way that inconveniences portions of the Tennessee Non-MSA AA, particularly LMI geographies or individuals. The business hours and services within this AA are consistent with the overall conclusion.

Community Development Services

CBL provides a limited level of CD services in the Tennessee Non-MSA AA. The directors, officers, and employees provided eight CD services, since the previous evaluation. The CD services focused on community services and revitalization or stabilization activities. The level of CD services reflects a decrease from the prior evaluation, when the bank provided 15 CD services. The following table shows the number of CD services by purpose and year.

Community Development Services Assessment Area: Tennessee Non-MSA					
Activity Year	**Affordable Housing**	**Community Services**	**Economic Development**	**Revitalize or Stabilize**	**Totals**
	#	#	#	#	#
2018*	0	1	0	0	**1**
2019	0	2	0	1	**3**
2020	0	1	0	1	**2**
2021 YTD	0	1	0	1	**2**
Total	**0**	**5**	**0**	**3**	**8**
Source: Bank data **Activity since May 30, 2018*					

The following lists a notable example of the CD services within this AA.

- ***Community Services*** – A bank employee volunteers for bank day in a local elementary school. A majority of the students' families in the school reflect LMI and qualify for the government's free or reduced lunch programs.

APPENDICES

LARGE BANK PERFORMANCE CRITERIA

Lending Test

The Lending Test evaluates the bank's record of helping to meet the credit needs of its assessment area(s) through its lending activities by considering a bank's home mortgage, small business, small farm, and community development lending. If consumer lending constitutes a substantial majority of a bank's business, the FDIC will evaluate the bank's consumer lending in one or more of the following categories: motor vehicle, credit card, other secured, and other unsecured. The bank's lending performance is evaluated pursuant to the following criteria:

1) The number and amount of the bank's home mortgage, small business, small farm, and consumer loans, if applicable, in the bank's assessment area;
2) The geographic distribution of the bank's home mortgage, small business, small farm, and consumer loans, if applicable, based on the loan location, including:
   i. The proportion of the bank's lending in the bank's assessment area(s);
   ii. The dispersion of lending in the bank's assessment areas(s); and
   iii. The number and amount of loans in low-, moderate-, middle- and upper-income geographies in the bank's assessment area(s);
3) The distribution, particularly in the bank's assessment area(s), of the bank's home mortgage, small business, small farm, and consumer loans, if applicable, based on borrower characteristics, including the number and amount of:
   i. Home mortgage loans low-, moderate-, middle- and upper-income individuals
   ii. Small business and small farm loans to businesses and farms with gross annual revenues of $1 million or less;
   iii. Small business and small farm loans by loan amount at origination; and
   iv. Consumer loans, if applicable, to low-, moderate-, middle- and upper-income individuals;
4) The bank's community development lending, including the number and amount of community development loans, and their complexity and innovativeness; and
5) The bank's use of innovative or flexible lending practices in a safe and sound manner to address the credit needs of low- and moderate-income individuals or geographies.

Investment Test

The Investment Test evaluates the institution's record of helping to meet the credit needs of its assessment area(s) through qualified investments that benefit its assessment area(s) or a broader statewide or regional area that includes the bank's assessment area(s). Activities considered under the Lending or Service Test may not be considered under the investment test. The bank's investment performance is evaluated pursuant to the following criteria:

1) The dollar amount of qualified investments;
2) The innovativeness or complexity of qualified investments;
3) The responsiveness of qualified investments to available opportunities; and
4) The degree to which qualified investments are not routinely provided by private investors.

Service Test

The Service Test evaluates the bank's record of helping to meet the credit needs of its assessment area(s) by analyzing both the availability and effectiveness of the bank's systems for delivering retail banking services and the extent and innovativeness of its community development services.

The bank's retail banking services are evaluated pursuant to the following criteria:

1) The current distribution of the bank's branches among low-, moderate-, middle-, and upper-income geographies;
2) In the context of its current distribution of the bank's branches, the bank's record of opening and closing branches, particularly branches located in low- or moderate-income geographies or primarily serving low- or moderate-income individuals;
3) The availability and effectiveness of alternative systems for delivering retail banking services (*e.g.,* RSFs, RSFs not owned or operated by or exclusively for the bank, banking by telephone or computer, loan production offices, and bank-at-work or bank-by-mail programs) in low- and moderate-income geographies and to low- and moderate-income individuals; and
4) The range of services provided in low-, moderate-, middle-, and upper-income geographies and the degree to which the services are tailored to meet the needs of those geographies.

The bank's community development services are evaluated pursuant to the following criteria:

1) The extent to which the bank provides community development services; and
2) The innovativeness and responsiveness of community development services.

SCOPE OF EVALUATION

Citizens Bank of Lafayette	
Scope of Examination: Full scope reviews were performed on the following AAs: Nashville MSA Tennessee Non-MSA	
Time Period Reviewed:	05/30/2018 to 06/22/2021
Products Reviewed: Home Mortgage Loans: (01/01/2018 – 12/31/2020) Small Business Loans: (01/01/2018 – 12/31/2020) Small Farm Loans: (01/01/2018 – 12/31/2020)	

List of Assessment Areas and Type of Evaluation			
Assessment Area	**Type of Evaluation**	**Branches Visited**	**Other Information**
Nashville MSA	Full-scope	None	None
Tennessee Non-MSA	Full-scope	None	None

GLOSSARY

Aggregate Lending: The number of loans originated and purchased by all reporting lenders in specified income categories as a percentage of the aggregate number of loans originated and purchased by all reporting lenders in the metropolitan area/assessment area.

American Community Survey (ACS): A nationwide United States Census survey that produces demographic, social, housing, and economic estimates in the form of five year estimates based on population thresholds.

Area Median Income: The median family income for the MSA, if a person or geography is located in an MSA; or the statewide nonmetropolitan median family income, if a person or geography is located outside an MSA.

Assessment Area: A geographic area delineated by the bank under the requirements of the Community Reinvestment Act.

Census Tract: A small, relatively permanent statistical subdivision of a county or equivalent entity. The primary purpose of census tracts is to provide a stable set of geographic units for the presentation of statistical data. Census tracts generally have a population size between 1,200 and 8,000 people, with an optimum size of 4,000 people. Census tract boundaries generally follow visible and identifiable features, but they may follow nonvisible legal boundaries in some instances. State and county boundaries always are census tract boundaries.

Combined Statistical Area (CSA): A combination of several adjacent metropolitan statistical areas or micropolitan statistical areas or a mix of the two, which are linked by economic ties.

Community Development: For loans, investments, and services to qualify as community development activities, their primary purpose must:

(1) Support affordable housing for low- and moderate-income individuals;
(2) Target community services toward low- and moderate-income individuals;
(3) Promote economic development by financing small businesses or farms; or
(4) Provide activities that revitalize or stabilize low- and moderate-income geographies, designated disaster areas, or distressed or underserved nonmetropolitan middle-income geographies.

Community Development Corporation (CDC): A CDC allows banks and holding companies to make equity type of investments in community development projects. Bank CDCs can develop innovative debt instruments or provide near-equity investments tailored to the development needs of the community. Bank CDCs are also tailored to their financial and marketing needs. A CDC may purchase, own, rehabilitate, construct, manage, and sell real property. Also, it may make equity or debt investments in development projects and in local businesses. The CDC activities are expected to directly benefit low- and moderate-income groups, and the investment dollars should not represent an undue risk on the banking organization.

Community Development Financial Institutions (CDFIs): CDFIs are private intermediaries (either for profit or nonprofit) with community development as their primary mission. A CDFI facilitates the flow of lending and investment capital into distressed communities and to individuals who have been unable to take advantage of the services offered by traditional financial institutions. Some basic types of CDFIs include community development banks, community development loan funds, community development credit unions, micro enterprise funds, and community development venture capital funds.

A certified CDFI must meet eligibility requirements. These requirements include the following:

- Having a primary mission of promoting community development;
- Serving an investment area or target population;
- Providing development services;
- Maintaining accountability to residents of its investment area or targeted population through representation on its governing board of directors, or by other means;
- Not constituting an agency or instrumentality of the United States, of any state or political subdivision of a state.

Community Development Loan: A loan that:

(1) Has as its primary purpose community development; and

(2) Except in the case of a wholesale or limited purpose bank:

(i) Has not been reported or collected by the bank or an affiliate for consideration in the bank's assessment area as a home mortgage, small business, small farm, or consumer loan, unless it is a multifamily dwelling loan (as described in Appendix A to Part 203 of this title); and

(ii) Benefits the bank's assessment area(s) or a broader statewide or regional area including the bank's assessment area(s).

Community Development Service: A service that:

(1) Has as its primary purpose community development;

(2) Is related to the provision of financial services; and

(3) Has not been considered in the evaluation of the bank's retail banking services under § 345.24(d).

Consumer Loan(s): A loan(s) to one or more individuals for household, family, or other personal expenditures. A consumer loan does not include a home mortgage, small business, or small farm loan. This definition includes the following categories: motor vehicle loans, credit card loans, home equity loans, other secured consumer loans, and other unsecured consumer loans.

Core Based Statistical Area (CBSA): The county or counties or equivalent entities associated with at least one core (urbanized area or urban cluster) of at least 10,000 population, plus adjacent counties having a high degree of social and economic integration with the core as measured through commuting ties with the counties associated with the core. Metropolitan and Micropolitan Statistical Areas are the two categories of CBSAs.

Distressed Middle-Income Nonmetropolitan Geographies: A nonmetropolitan middle-income geography will be designated as distressed if it is in a county that meets one or more of the following triggers:

(1) An unemployment rate of at least 1.5 times the national average;
(2) A poverty rate of 20 percent or more; or
(3) A population loss of 10 percent or more between the previous and most recent decennial census or a net migration loss of 5 percent or more over the 5-year period preceding the most recent census.

Family: Includes a householder and one or more other persons living in the same household who are related to the householder by birth, marriage, or adoption. The number of family households always equals the number of families; however, a family household may also include non-relatives living with the family. Families are classified by type as either a married-couple family or other family. Other family is further classified into "male householder" (a family with a male householder and no wife present) or "female householder" (a family with a female householder and no husband present).

FFIEC-Estimated Income Data: The Federal Financial Institutions Examination Council (FFIEC) issues annual estimates which update median family income from the metropolitan and nonmetropolitan areas. The FFIEC uses American Community Survey data and factors in information from other sources to arrive at an annual estimate that more closely reflects current economic conditions.

Full-Scope Review: A full-scope review is accomplished when examiners complete all applicable interagency examination procedures for an assessment area. Performance under applicable tests is analyzed considering performance context, quantitative factors (e.g., geographic distribution, borrower profile, and total number and dollar amount of investments), and qualitative factors (e.g., innovativeness, complexity, and responsiveness).

Geography: A census tract delineated by the United States Bureau of the Census in the most recent decennial census.

Home Mortgage Disclosure Act (HMDA): The statute that requires certain mortgage lenders that do business or have banking offices in a metropolitan statistical area to file annual summary reports of their mortgage lending activity. The reports include such data as the race, gender, and the income of applicants; the amount of loan requested; and the disposition of the application (approved, denied, and withdrawn).

Home Mortgage Loans: Includes closed-end mortgage loans or open-end line of credits as defined in the HMDA regulation that are not an excluded transaction per the HMDA regulation.

Housing Unit: Includes a house, an apartment, a mobile home, a group of rooms, or a single room that is occupied as separate living quarters.

Limited-Scope Review: A limited scope review is accomplished when examiners do not complete all applicable interagency examination procedures for an assessment area.
Performance under applicable tests is often analyzed using only quantitative factors (e.g., geographic distribution, borrower profile, total number and dollar amount of investments, and branch distribution).

Low-Income: Individual income that is less than 50 percent of the area median income, or a median family income that is less than 50 percent in the case of a geography.

Low Income Housing Tax Credit: The Low-Income Housing Tax Credit Program is a housing program contained within the Internal Revenue Code of 1986, as amended. It is administered by the U.S. Department of the Treasury and the Internal Revenue Service. The U.S. Treasury Department distributes low-income housing tax credits to housing credit agencies through the Internal Revenue Service. The housing agencies allocate tax credits on a competitive basis.

Developers who acquire, rehabilitate, or construct low-income rental housing may keep their tax credits. Or, they may sell them to corporations or investor groups, who, as owners of these properties, will be able to reduce their own federal tax payments. The credit can be claimed annually for ten consecutive years. For a project to be eligible, the developer must set aside a specific percentage of units for occupancy by low-income residents. The set-aside requirement remains throughout the compliance period, usually 30 years.

Market Share: The number of loans originated and purchased by the institution as a percentage of the aggregate number of loans originated and purchased by all reporting lenders in the metropolitan area/assessment area.

Median Income: The median income divides the income distribution into two equal parts, one having incomes above the median and other having incomes below the median.

Metropolitan Division (MD): A county or group of counties within a CBSA that contain(s) an urbanized area with a population of at least 2.5 million. A MD is one or more main/secondary counties representing an employment center or centers, plus adjacent counties associated with the main/secondary county or counties through commuting ties.

Metropolitan Statistical Area (MSA): CBSA associated with at least one urbanized area having a population of at least 50,000. The MSA comprises the central county or counties or equivalent entities containing the core, plus adjacent outlying counties having a high degree of social and economic integration with the central county or counties as measured through commuting.

Micropolitan Statistical Area: CBSA associated with at least one urbanized area having a population of at least 10,000, but less than 50,000.

Middle-Income: Individual income that is at least 80 percent and less than 120 percent of the area median income, or a median family income that is at least 80 and less than 120 percent in the case of a geography.

Moderate-Income: Individual income that is at least 50 percent and less than 80 percent of the area median income, or a median family income that is at least 50 and less than 80 percent in the case of a geography.

Multi-family: Refers to a residential structure that contains five or more units.

Nonmetropolitan Area (also known as **non-MSA):** All areas outside of metropolitan areas. The definition of nonmetropolitan area is not consistent with the definition of rural areas. Urban and rural classifications cut across the other hierarchies. For example, there is generally urban and rural territory within metropolitan and nonmetropolitan areas.

Owner-Occupied Units: Includes units occupied by the owner or co-owner, even if the unit has not been fully paid for or is mortgaged.

Qualified Investment: A lawful investment, deposit, membership share, or grant that has as its primary purpose community development.

Rated Area: A rated area is a state or multistate metropolitan area. For an institution with domestic branches in only one state, the institution's CRA rating would be the state rating. If an institution maintains domestic branches in more than one state, the institution will receive a rating for each state in which those branches are located. If an institution maintains domestic branches in two or more states within a multistate metropolitan area, the institution will receive a rating for the multistate metropolitan area.

Rural Area: Territories, populations, and housing units that are not classified as urban.

Small Business Investment Company (SBIC): SBICs are privately-owned investment companies which are licensed and regulated by the Small Business Administration (SBA). SBICs provide long-term loans and/or venture capital to small firms. Because money for venture or risk investments is difficult for small firms to obtain, SBA provides assistance to SBICs to stimulate and supplement the flow of private equity and long-term loan funds to small companies. Venture capitalists participate in the SBIC program to supplement their own private capital with funds borrowed at favorable rates through SBA's guarantee of SBIC debentures. These SBIC debentures are then sold to private investors. An SBIC's success is linked to the growth and profitability of the companies that it finances. Therefore, some SBICs primarily assist businesses with significant growth potential, such as new firms in innovative industries. SBICs finance small firms by providing straight loans and/or equity-type investments. This kind of financing gives them partial ownership of those businesses and the possibility of sharing in the companies' profits as they grow and prosper.

Small Business Loan: A loan included in "loans to small businesses" as defined in the Consolidated Report of Condition and Income (Call Report). These loans have original amounts of $1 million or less and are either secured by nonfarm nonresidential properties or are classified as commercial and industrial loans.

Small Farm Loan: A loan included in "loans to small farms" as defined in the instructions for preparation of the Consolidated Report of Condition and Income (Call Report). These loans have original amounts of $500,000 or less and are either secured by farmland, including farm residential and other improvements, or are classified as loans to finance agricultural production and other loans to farmers.

Underserved Middle-Income Nonmetropolitan Geographies: A nonmetropolitan middle-income geography will be designated as underserved if it meets criteria for population size, density, and dispersion indicating the area's population is sufficiently small, thin, and distant from a population center that the tract is likely to have difficulty financing the fixed costs of meeting essential community needs.

Upper-Income: Individual income that is 120 percent or more of the area median income, or a median family income that is 120 percent or more in the case of a geography.

Urban Area: All territories, populations, and housing units in urbanized areas and in places of 2,500 or more persons outside urbanized areas. More specifically, "urban" consists of territory, persons, and housing units in places of 2,500 or more persons incorporated as cities, villages, boroughs (except in Alaska and New York), and towns (except in the New England states, New York, and Wisconsin).

"Urban" excludes the rural portions of "extended cities"; census designated place of 2,500 or more persons; and other territory, incorporated or unincorporated, including in urbanized areas.

SECTION 3

BRANCH LOCATIONS & GEOGRAPHIES

FFIEC Geocoding/Mapping System -- 2022

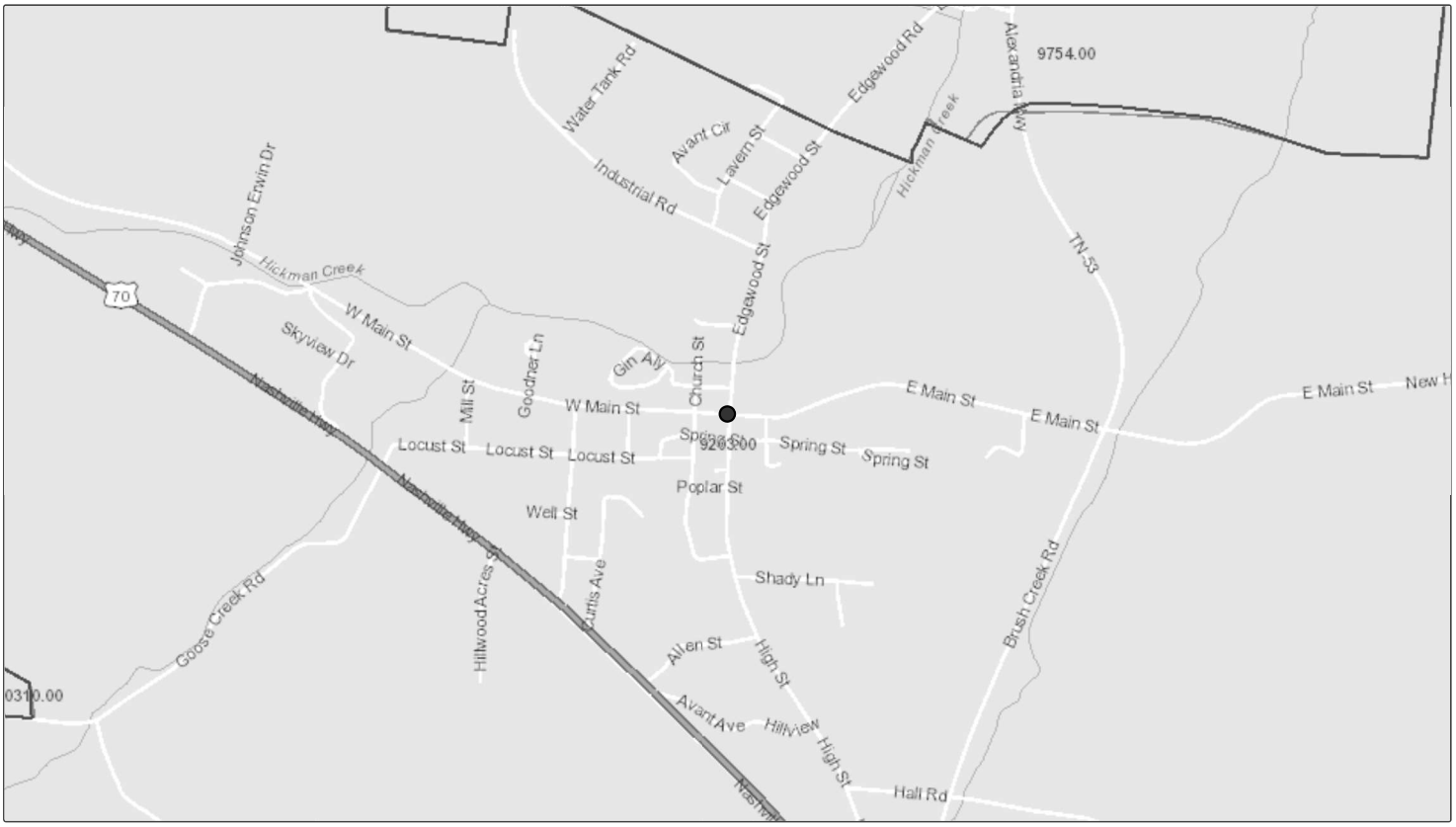

Matched Address: 100 N PUBLIC SQ, ALEXANDRIA, TN, 37012
MSA: NA - NA (Outside of MSA) || State: 47 - TENNESSEE || County: 041 - DEKALB COUNTY || Tract Code: 9203.00

Selected Tract
MSA: || State: || County: || Tract Code:

FFIEC Geocoding/Mapping System -- 2022

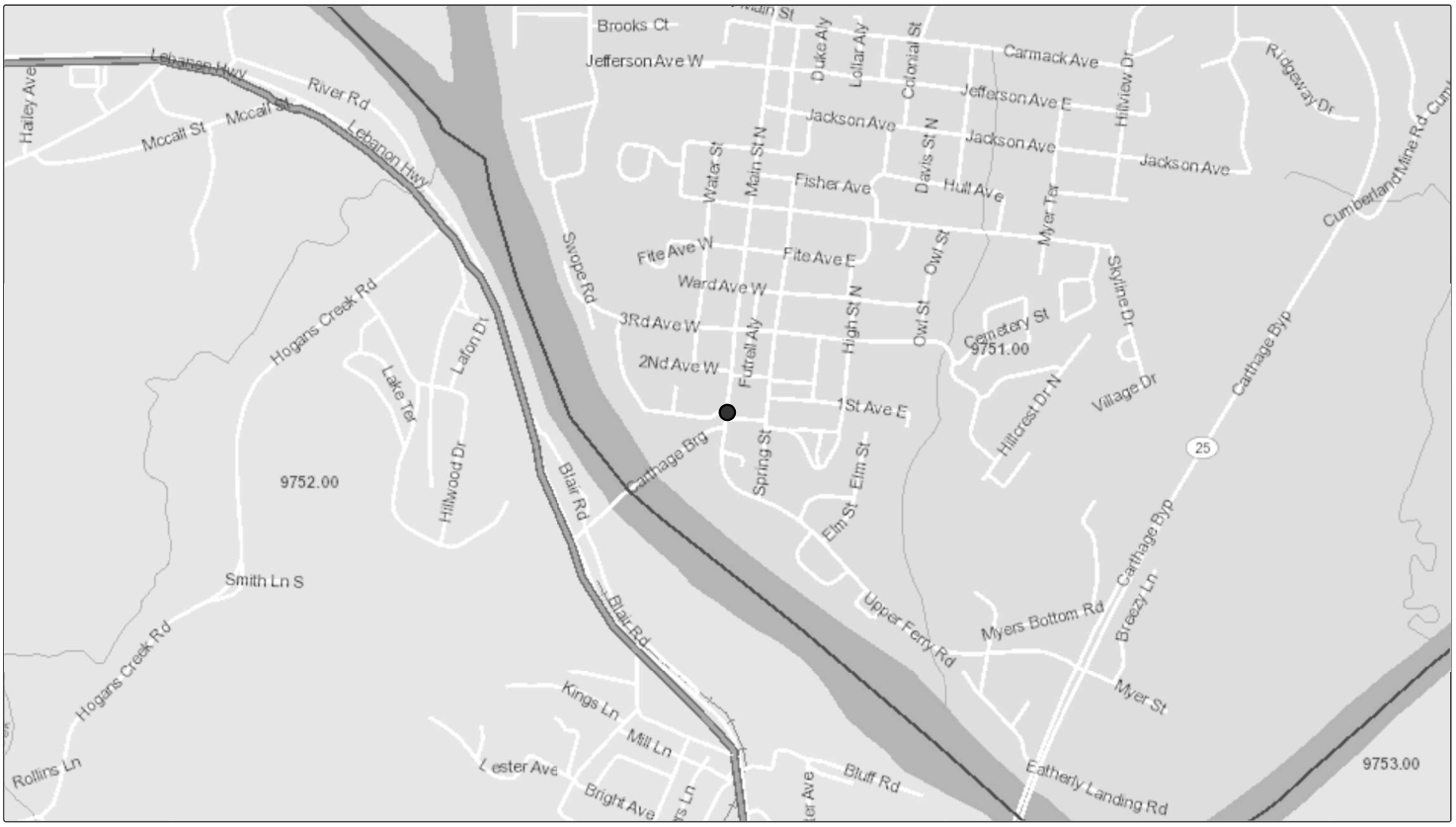

● Matched Address: 50 MAIN ST N, CARTHAGE, TN, 37030
MSA: 34980 - NASHVILLE-DAVIDSON--MURFREESBORO--FRANKLIN, TN || State: 47 - TENNESSEE || County: 159 - SMITH COUNTY || Tract Code: 9751.00

● Selected Tract
MSA: || State: || County: || Tract Code:

FFIEC Geocoding/Mapping System -- 2022

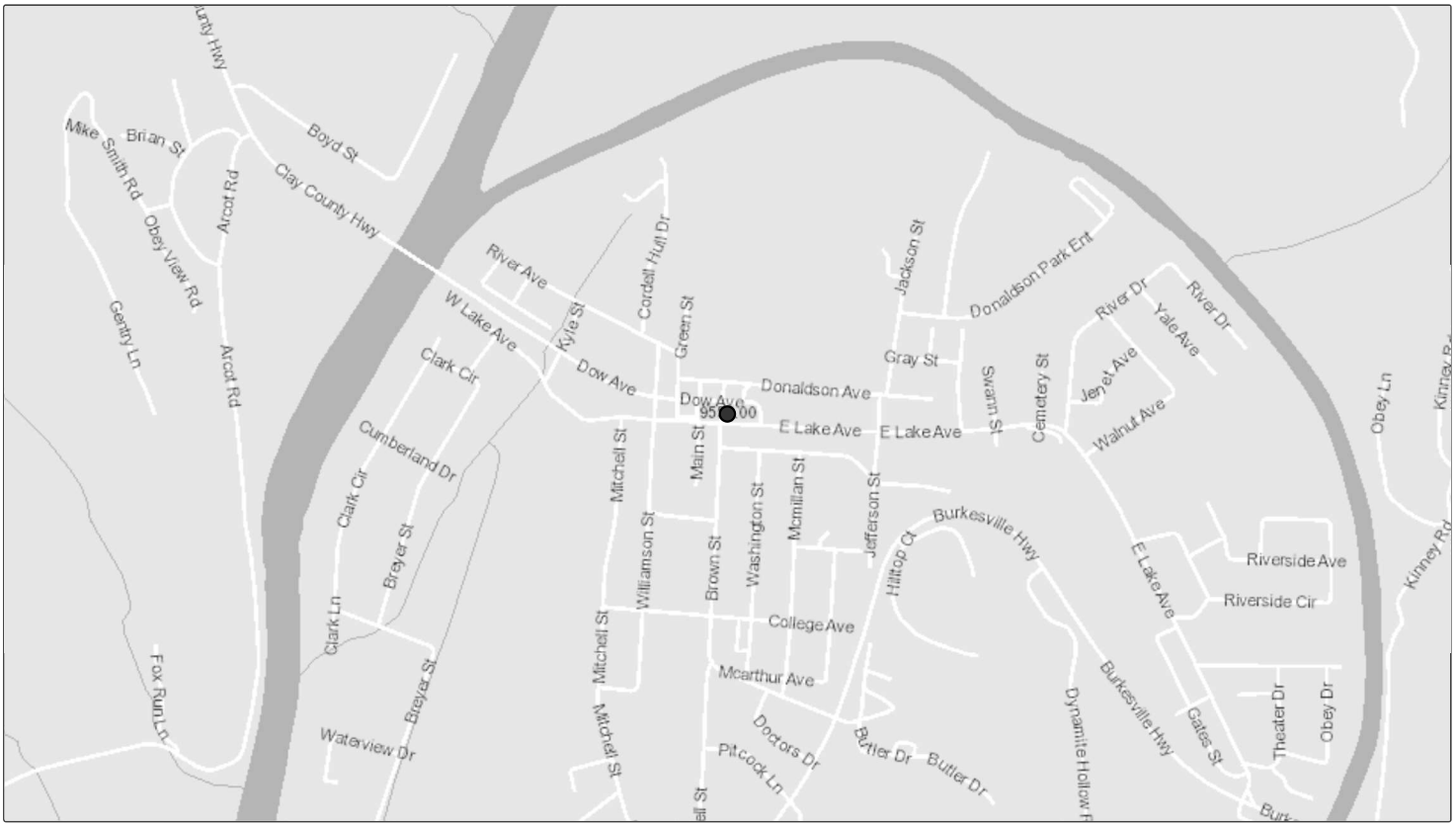

Matched Address: 101 E LAKE AVE, CELINA, TN, 38551
MSA: NA - NA (Outside of MSA) || State: 47 - TENNESSEE || County: 027 - CLAY COUNTY || Tract Code: 9550.00

Selected Tract
MSA: || State: || County: || Tract Code:

FFIEC Geocoding/Mapping System -- 2022

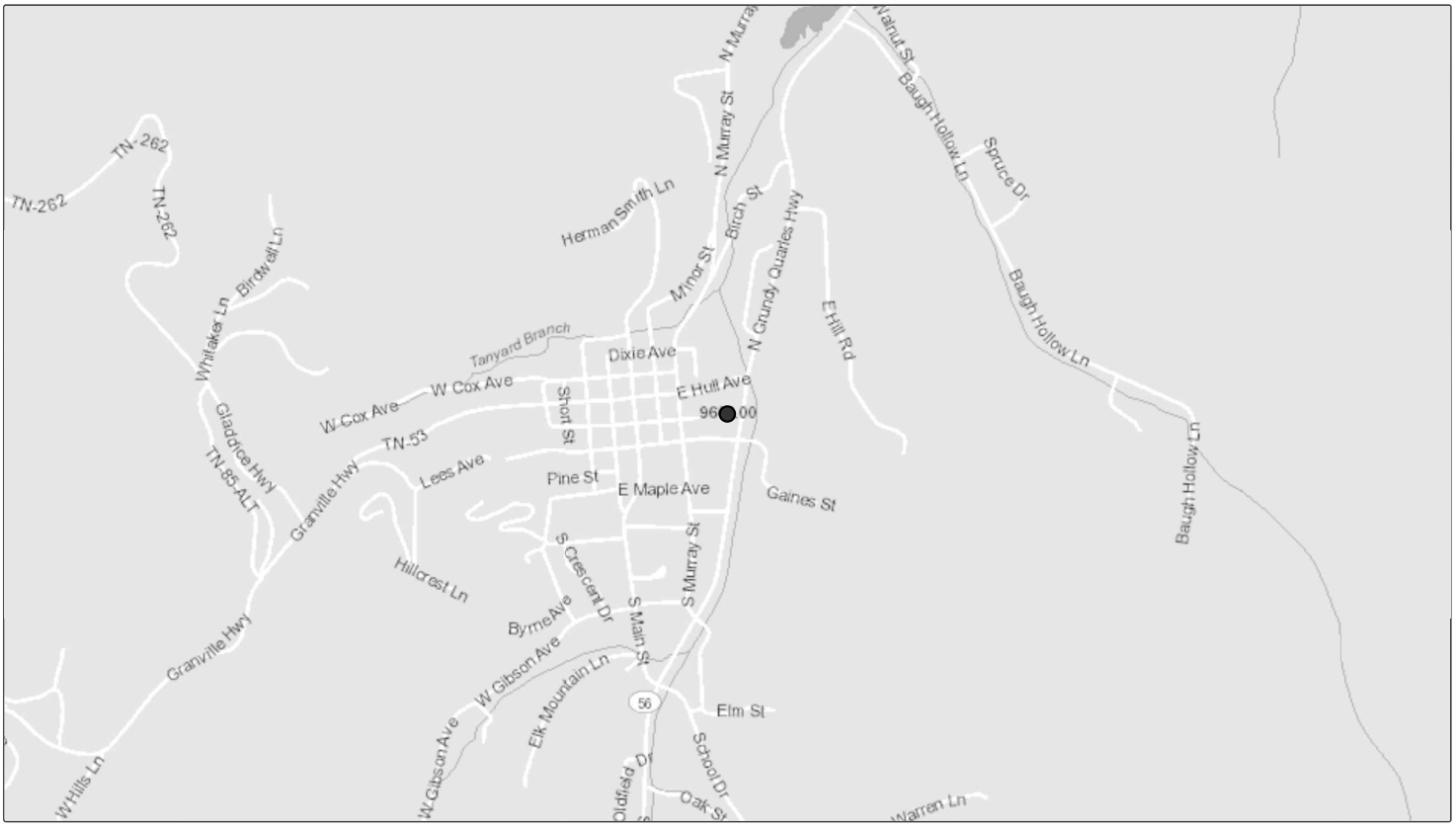

Matched Address: 116 S GRUNDY QUARLES HWY, GAINESBORO, TN, 38562
MSA: NA - NA (Outside of MSA) || State: 47 - TENNESSEE || County: 087 - JACKSON COUNTY || Tract Code: 9603.00

Selected Tract
MSA: || State: || County: || Tract Code:

FFIEC Geocoding/Mapping System -- 2022

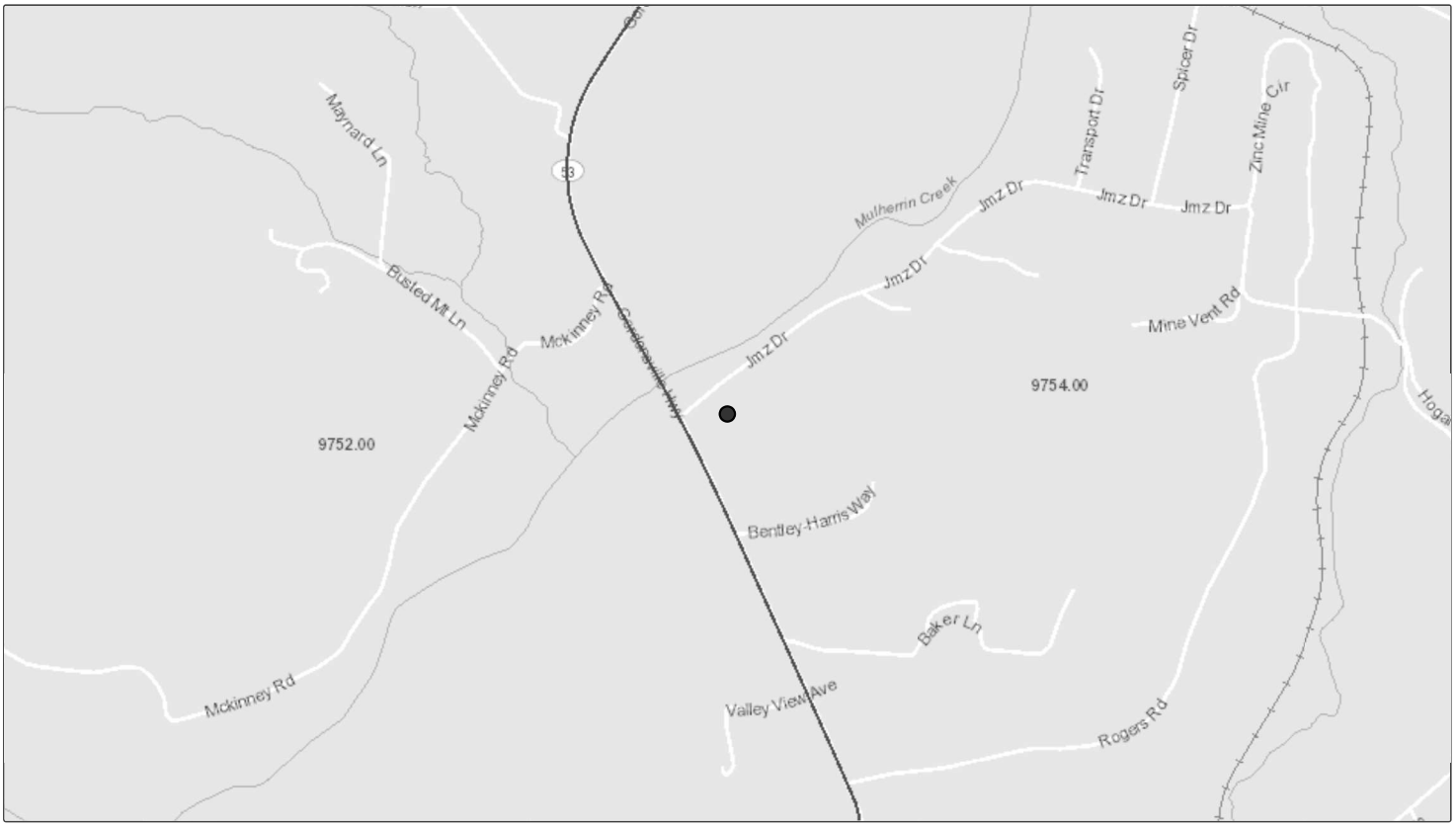

Matched Address: 411 GORDONSVILLE HWY, GORDONSVILLE, TN, 38563
MSA: 34980 - NASHVILLE-DAVIDSON--MURFREESBORO--FRANKLIN, TN || State: 47 - TENNESSEE || County: 159 - SMITH COUNTY || Tract Code: 9754.00

Selected Tract
MSA: || State: || County: || Tract Code:

FFIEC Geocoding/Mapping System -- 2022

Matched Address: 311 E MAIN ST, LIBERTY, TN, 37095
MSA: NA - NA (Outside of MSA) || State: 47 - TENNESSEE || County: 041 - DEKALB COUNTY || Tract Code: 9203.00

Selected Tract
MSA: || State: || County: || Tract Code:

FFIEC Geocoding/Mapping System -- 2022

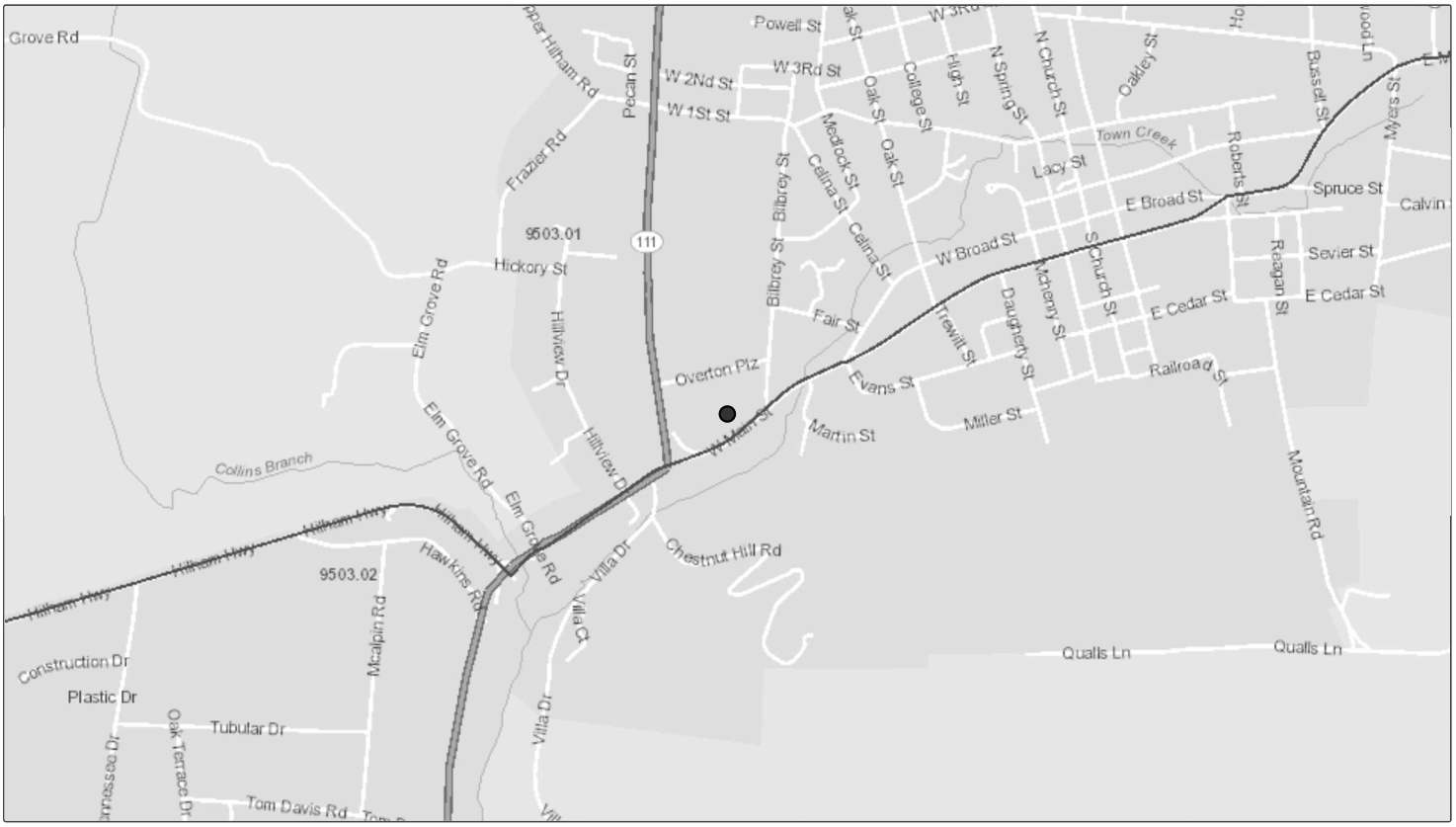

Matched Address: 808 W MAIN ST, LIVINGSTON, TN, 38570
MSA: NA - NA (Outside of MSA) || State: 47 - TENNESSEE || County: 133 - OVERTON COUNTY || Tract Code: 9503.01

Selected Tract
MSA: || State: || County: || Tract Code:

FFIEC Geocoding/Mapping System -- 2022

Matched Address: 1207 HILLSBORO BLVD, MANCHESTER, TN, 37355
MSA: NA - NA (Outside of MSA) || State: 47 - TENNESSEE || County: 031 - COFFEE COUNTY || Tract Code: 9705.01

Selected Tract
MSA: || State: || County: || Tract Code:

FFIEC Geocoding/Mapping System -- 2022

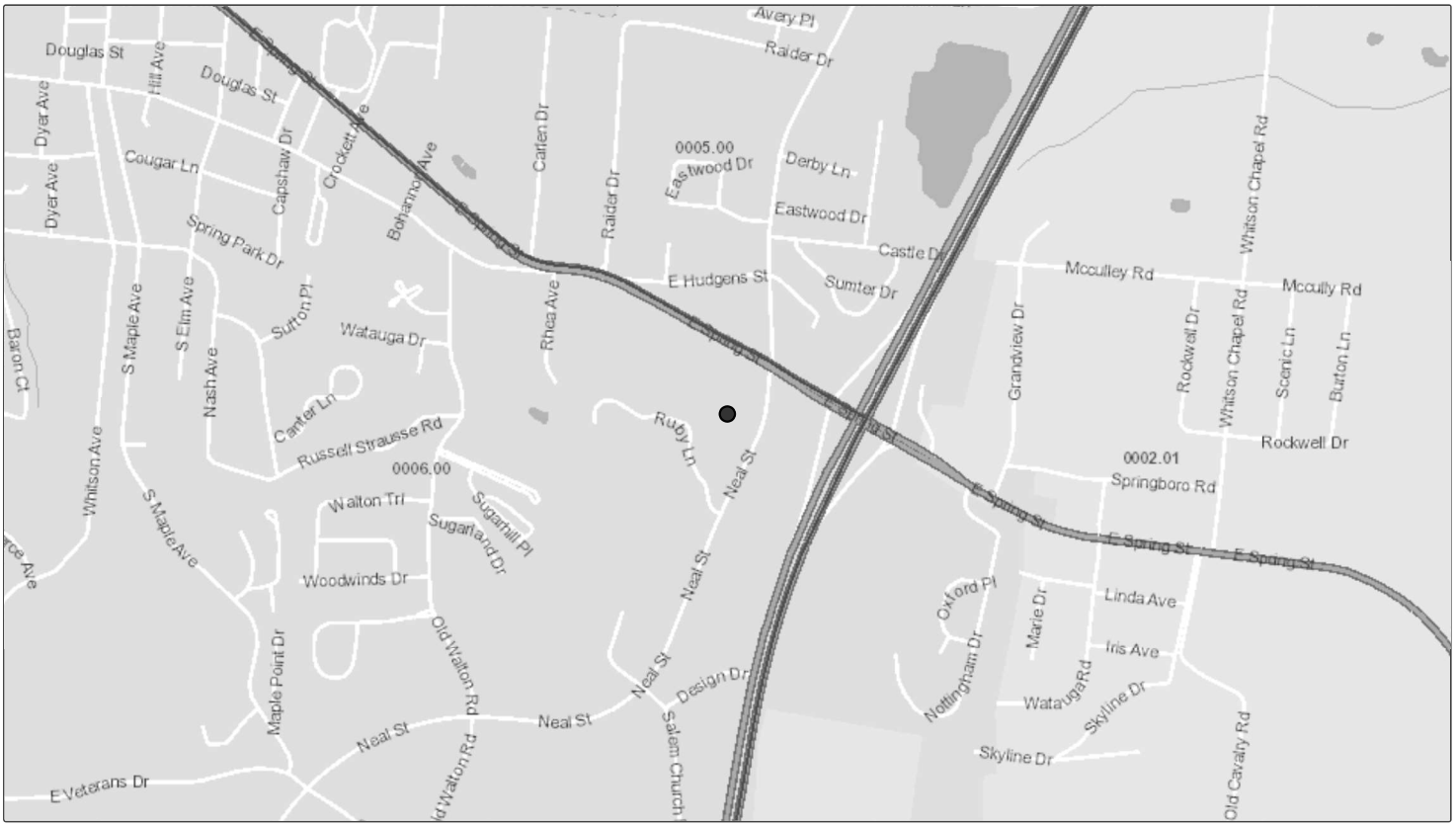

● Matched Address: 1450 NEAL ST, COOKEVILLE, TN, 38501
MSA: NA - NA (Outside of MSA) || State: 47 - TENNESSEE || County: 141 - PUTNAM COUNTY || Tract Code: 0006.00

● Selected Tract
MSA: || State: || County: || Tract Code:

FFIEC Geocoding/Mapping System -- 2022

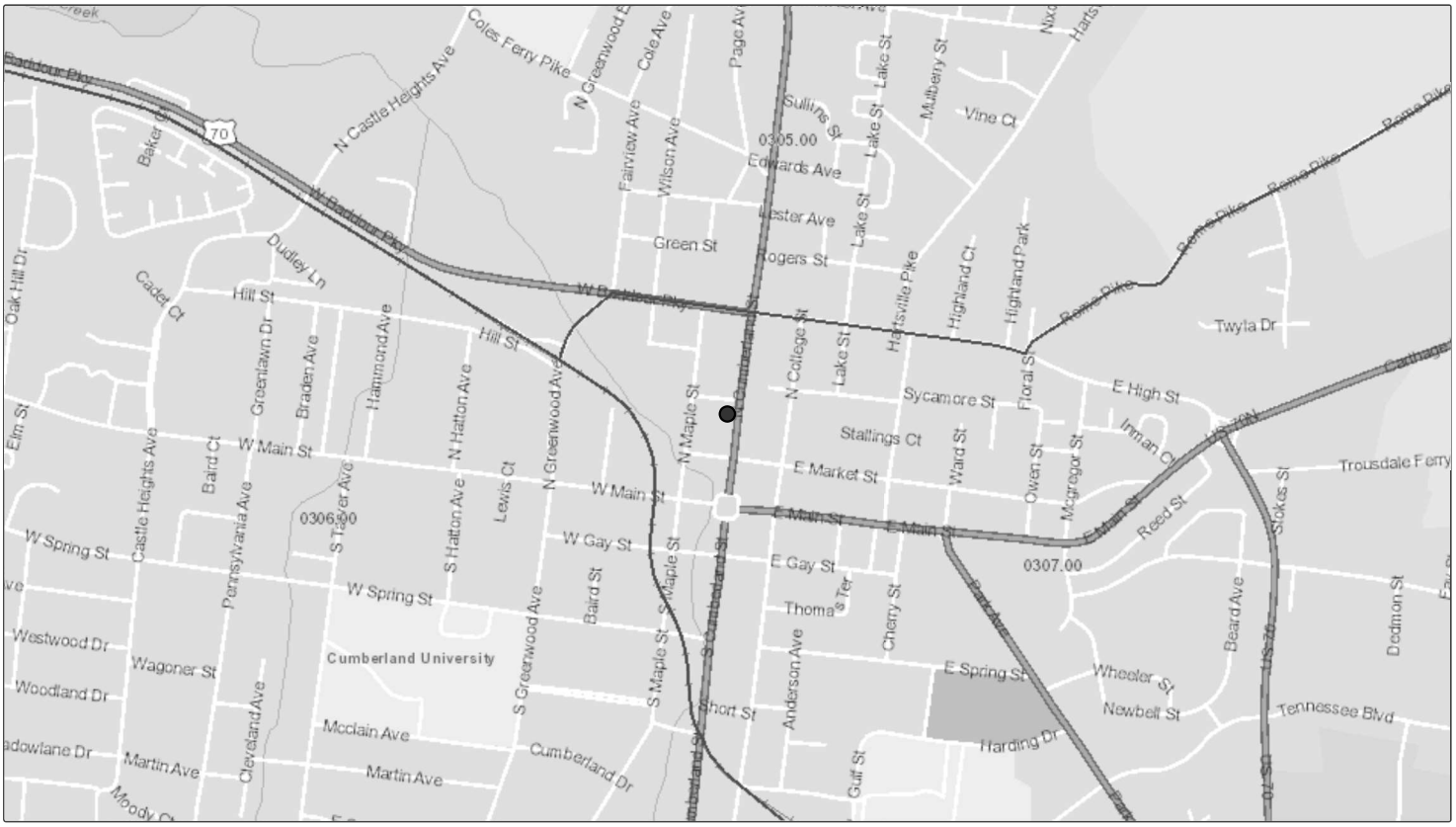

Matched Address: 214 N CUMBERLAND ST, LEBANON, TN, 37087
MSA: 34980 - NASHVILLE-DAVIDSON--MURFREESBORO--FRANKLIN, TN || State: 47 - TENNESSEE || County: 189 - WILSON COUNTY || Tract Code: 0307.00

Selected Tract
MSA: || State: || County: || Tract Code:

FFIEC Geocoding/Mapping System -- 2022

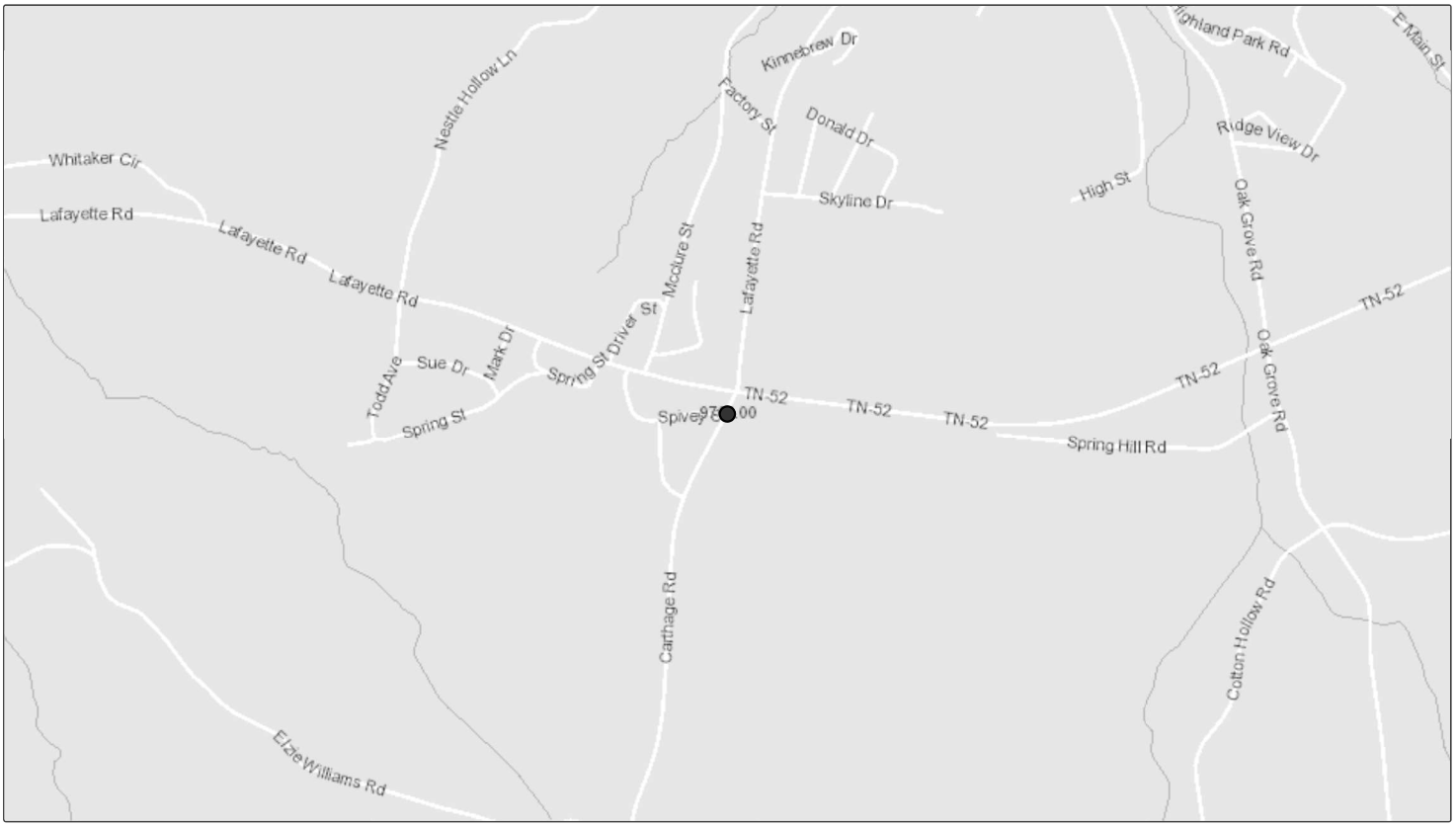

Matched Address: 32 CARTHAGE RD, RED BOILING SPRINGS, TN, 37150
MSA: 34980 - NASHVILLE-DAVIDSON--MURFREESBORO--FRANKLIN, TN || State: 47 - TENNESSEE || County: 111 - MACON COUNTY || Tract Code: 9701.00

Selected Tract
MSA: || State: || County: || Tract Code:

FFIEC Geocoding/Mapping System -- 2022

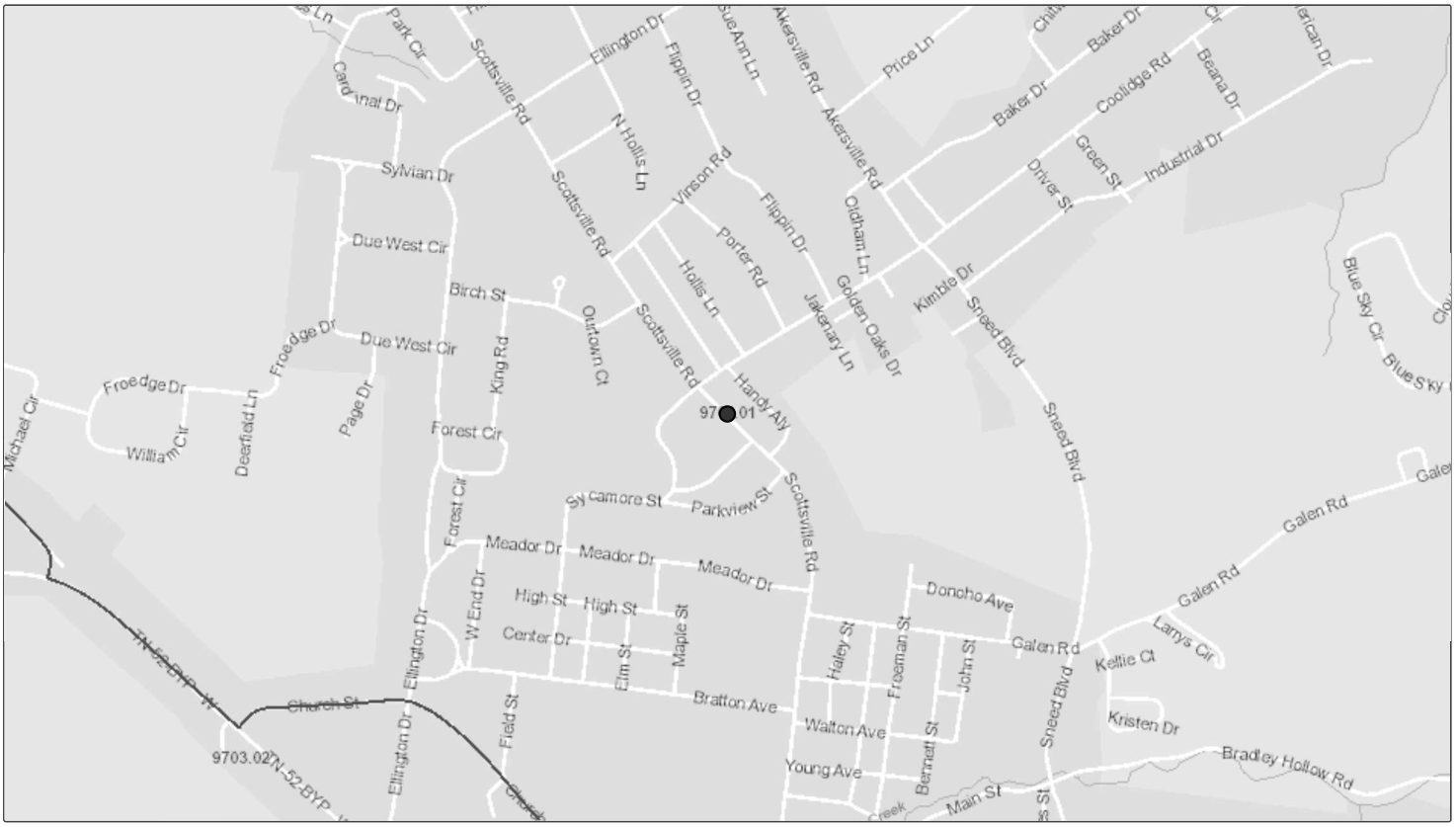

Matched Address: 1108 SCOTTSVILLE RD, LAFAYETTE, TN, 37083
MSA: 34980 - NASHVILLE-DAVIDSON--MURFREESBORO--FRANKLIN, TN || State: 47 - TENNESSEE || County: 111 - MACON COUNTY || Tract Code: 9703.01

Selected Tract
MSA: || State: || County: || Tract Code:

FFIEC Geocoding/Mapping System -- 2022

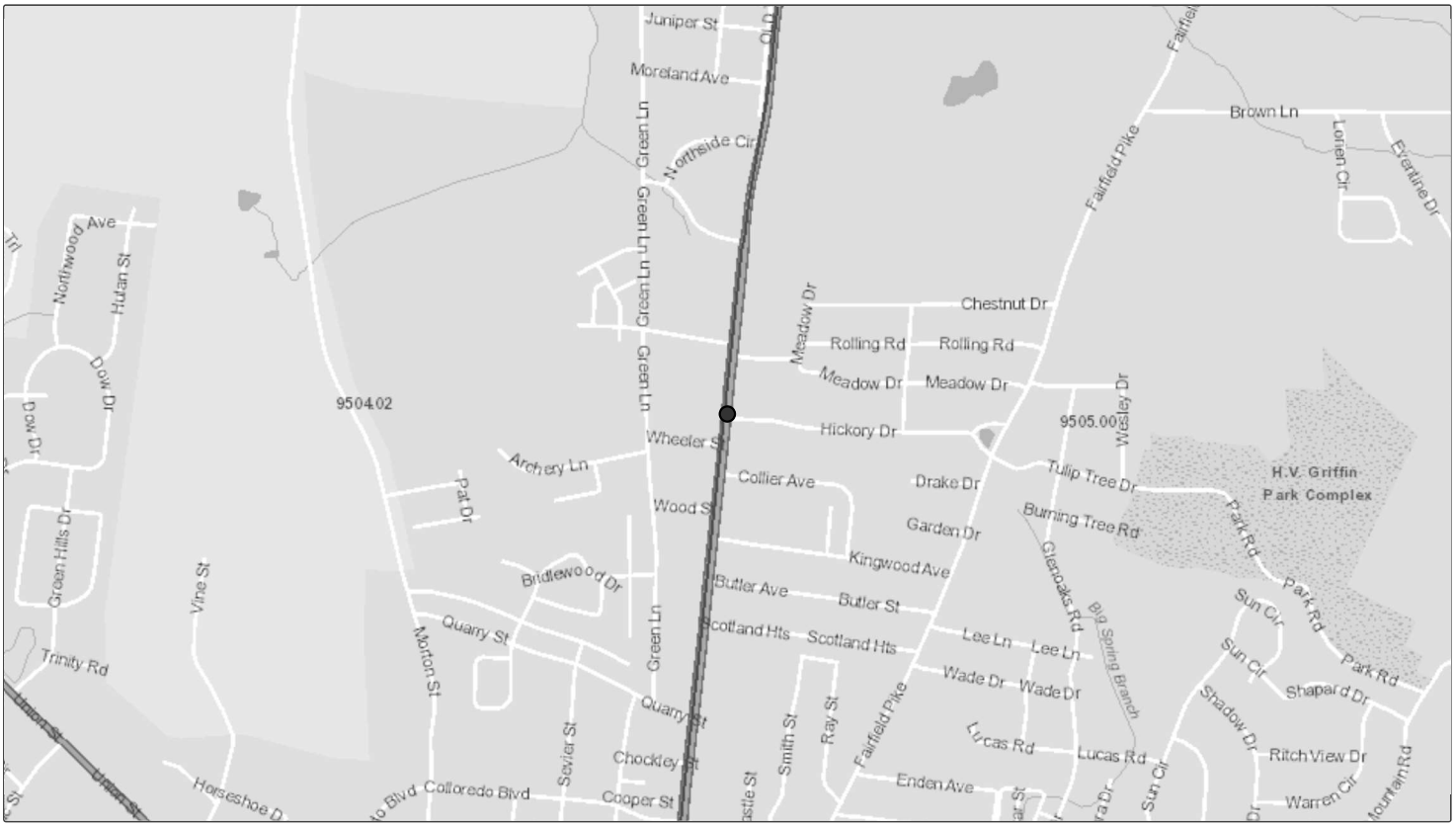

Matched Address: 1602 N MAIN ST, SHELBYVILLE, TN, 37160
MSA: NA - NA (Outside of MSA) || State: 47 - TENNESSEE || County: 003 - BEDFORD COUNTY || Tract Code: 9505.00

Selected Tract
MSA: || State: || County: || Tract Code:

FFIEC Geocoding/Mapping System -- 2022

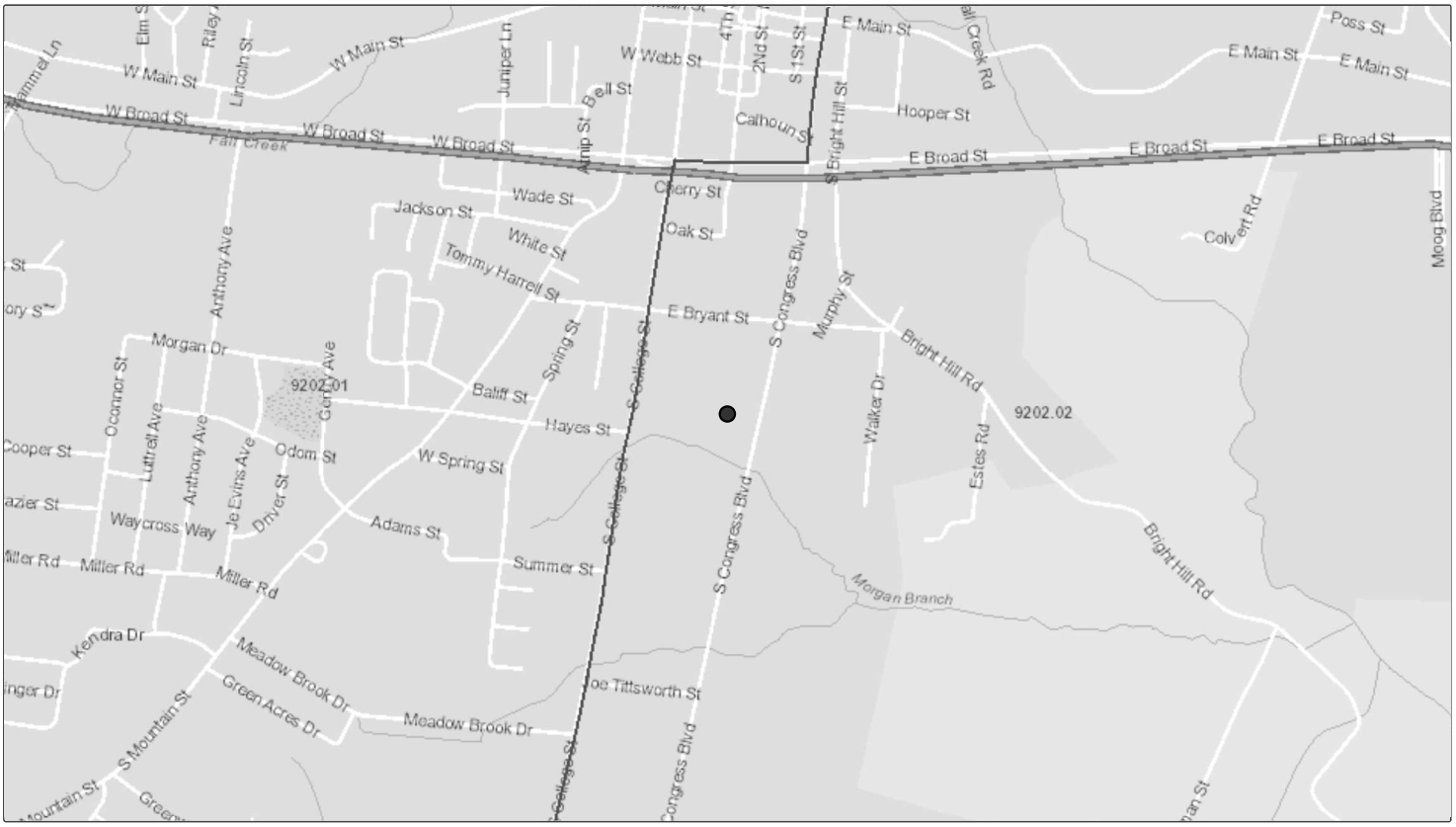

Matched Address: 735 S CONGRESS BLVD, SMITHVILLE, TN, 37166
MSA: NA - NA (Outside of MSA) || State: 47 - TENNESSEE || County: 041 - DEKALB COUNTY || Tract Code: 9202.02

Selected Tract
MSA: || State: || County: || Tract Code:

FFIEC Geocoding/Mapping System -- 2022

Matched Address: 120 N JACKSON ST, TULLAHOMA, TN, 37388
MSA: NA - NA (Outside of MSA) || State: 47 - TENNESSEE || County: 031 - COFFEE COUNTY || Tract Code: 9708.01

Selected Tract
MSA: || State: || County: || Tract Code:

FFIEC Geocoding/Mapping System -- 2022

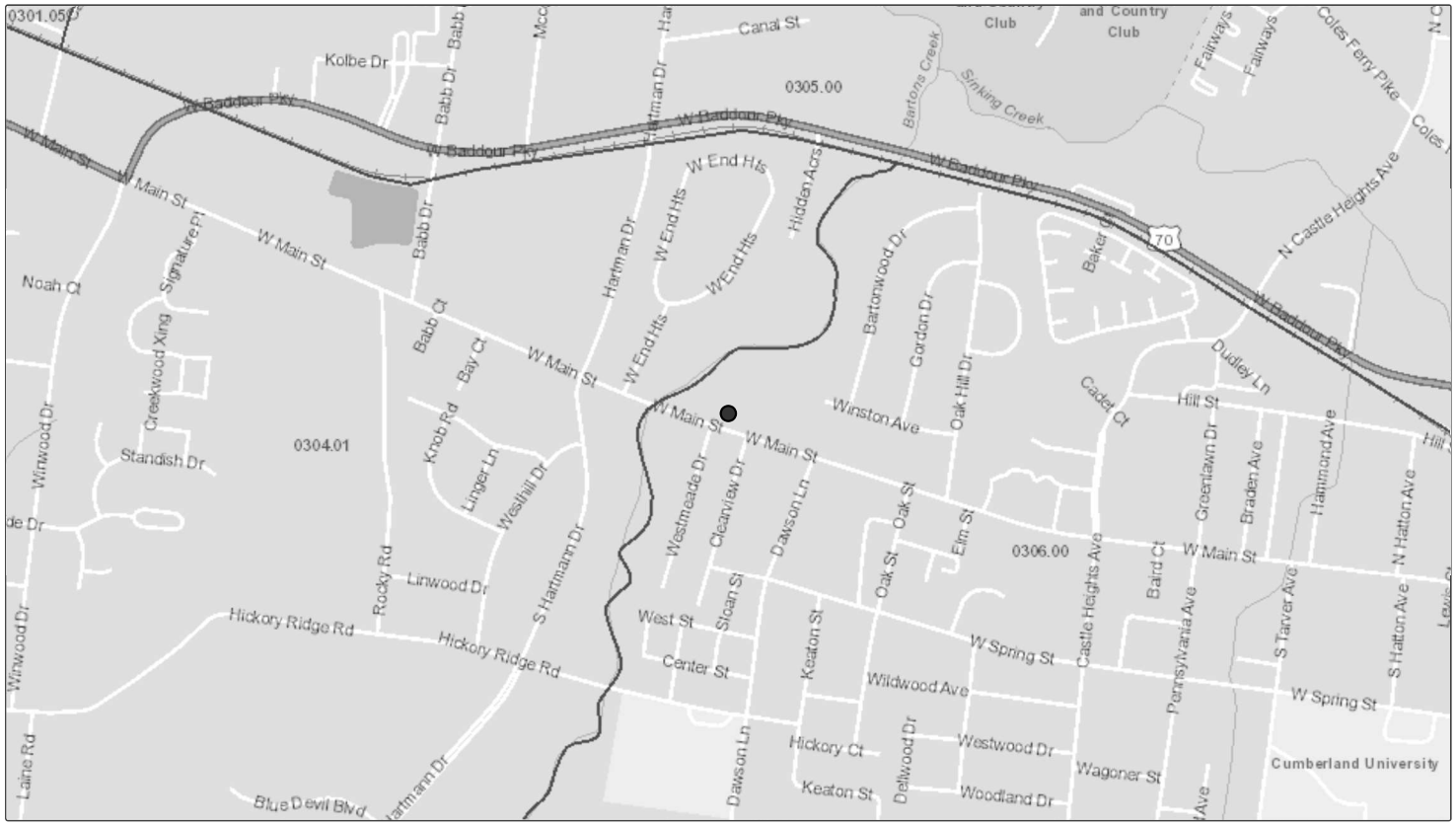

● Matched Address: 1035 W MAIN ST, LEBANON, TN, 37087
MSA: 34980 - NASHVILLE-DAVIDSON--MURFREESBORO--FRANKLIN, TN || State: 47 - TENNESSEE || County: 189 - WILSON COUNTY || Tract Code: 0306.00

● Selected Tract
MSA: || State: || County: || Tract Code:

FFIEC Geocoding/Mapping System -- 2022

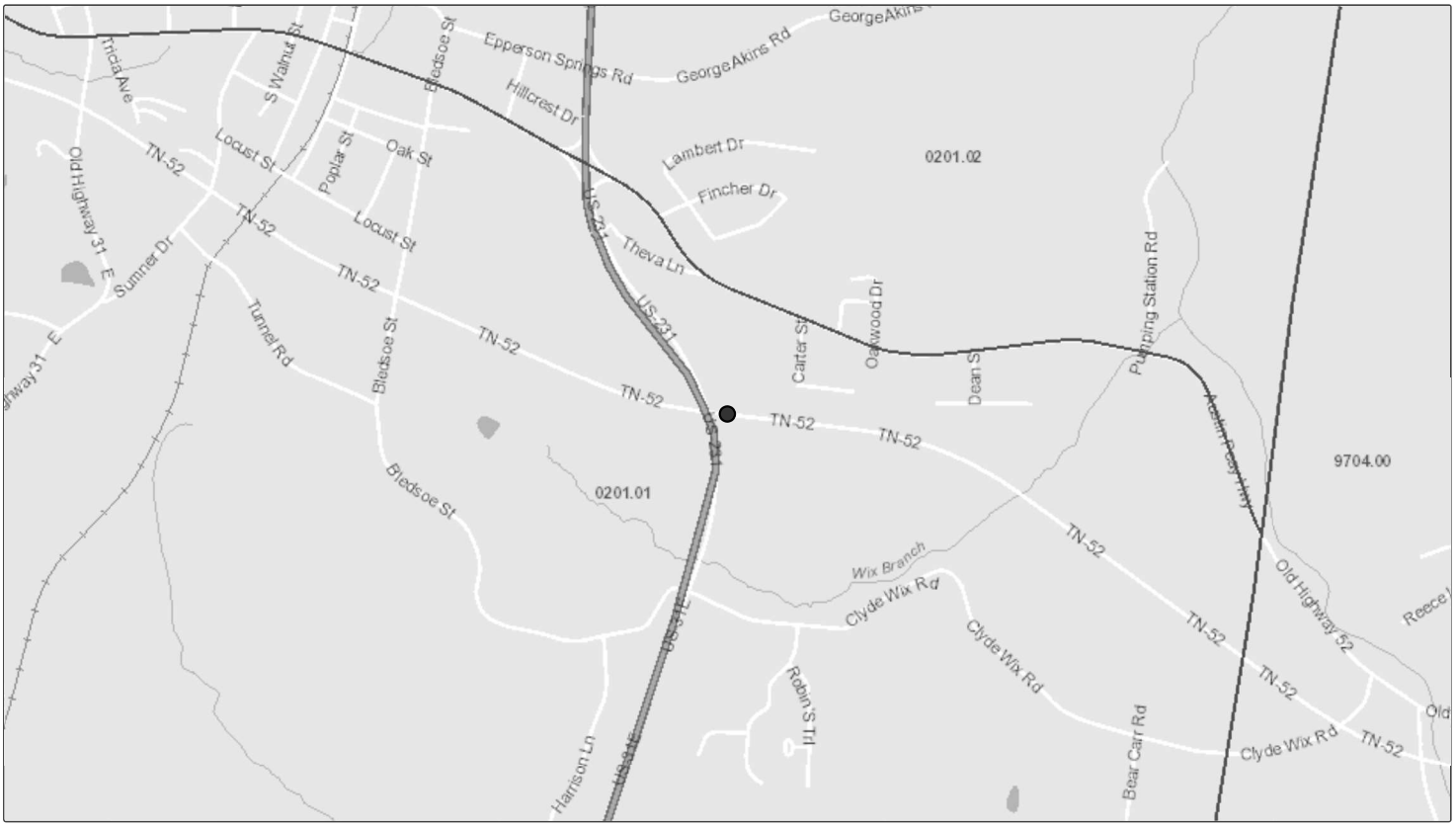

Matched Address: 990 TN-52, WESTMORELAND, TN, 37186
MSA: 34980 - NASHVILLE-DAVIDSON--MURFREESBORO--FRANKLIN, TN || State: 47 - TENNESSEE || County: 165 - SUMNER COUNTY || Tract Code: 0201.01

Selected Tract
MSA: || State: || County: || Tract Code:

FFIEC Geocoding/Mapping System -- 2022

Matched Address: 123 N WILLOW AVE, COOKEVILLE, TN, 38501
MSA: NA - NA (Outside of MSA) || State: 47 - TENNESSEE || County: 141 - PUTNAM COUNTY || Tract Code: 0008.00

Selected Tract
MSA: || State: || County: || Tract Code:

FFIEC Geocoding/Mapping System -- 2022

Matched Address: 2695 DECHERD BLVD, WINCHESTER, TN, 37398
MSA: NA - NA (Outside of MSA) || State: 47 - TENNESSEE || County: 051 - FRANKLIN COUNTY || Tract Code: 9604.02

Selected Tract
MSA: || State: || County: || Tract Code:

FFIEC Geocoding/Mapping System -- 2022

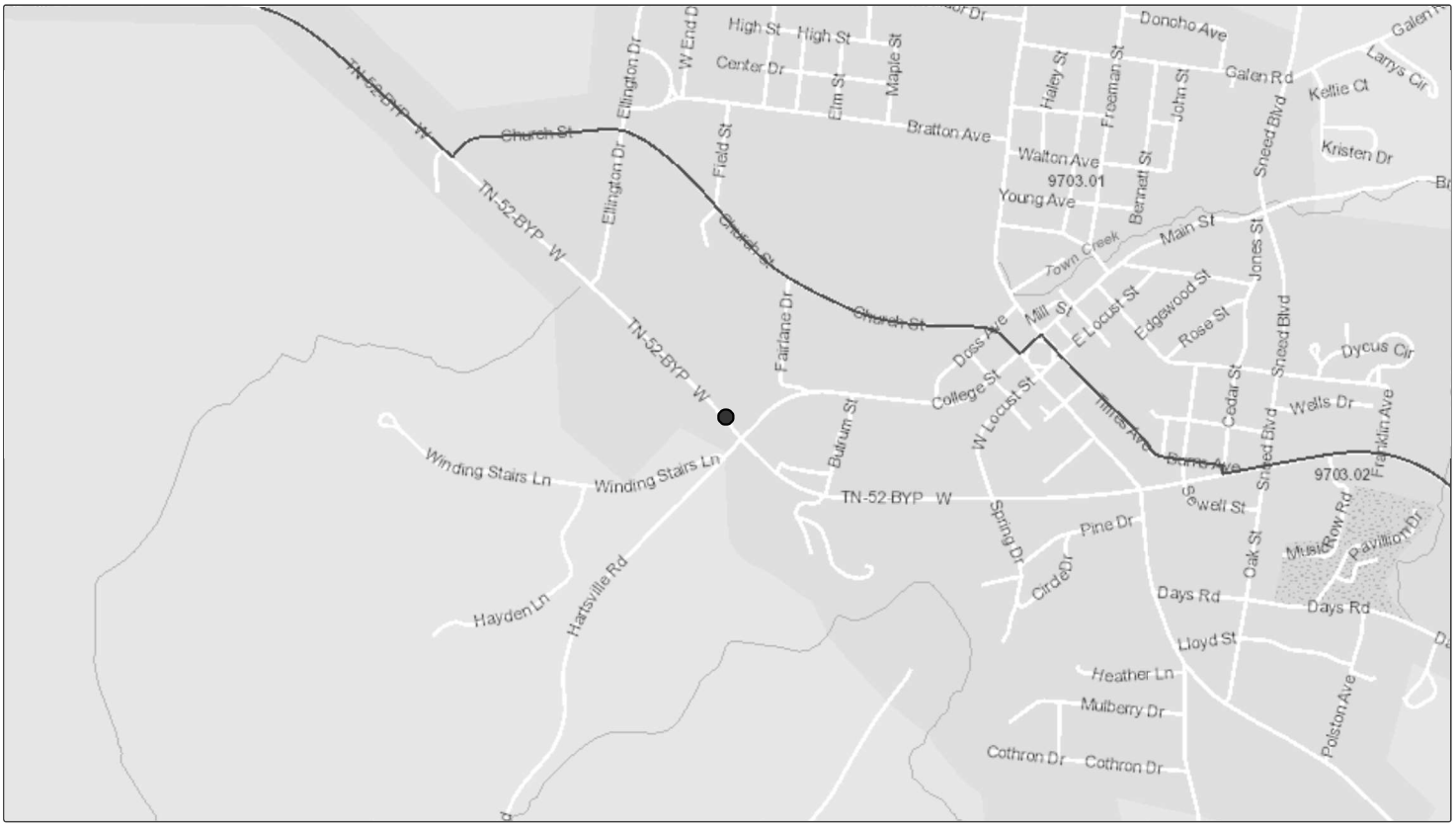

Matched Address: 400 TN-52, LAFAYETTE, TN, 37083
MSA: 34980 - NASHVILLE-DAVIDSON--MURFREESBORO--FRANKLIN, TN || State: 47 - TENNESSEE || County: 111 - MACON COUNTY || Tract Code: 9703.02

Selected Tract
MSA: || State: || County: || Tract Code:

SECTION 4

BRANCH OPENINGS & CLOSINGS

NAME	ADDRESS	CITY	STATE	ZIP	TYPE	Open Date	Closed Date
Lafayette Main Office	400 Hwy 52 Bypass West	Lafayette	TN	37083	Main Office		
Lafayette Scottsville Rd	1108 Scottsville Road	Lafayette	TN	37083	Branch		
Red Boiling Springs	32 Carthage Road	Red Boiling Springs	TN	37150	Branch		
Westmoreland	990 New Highway 52	Westmoreland	TN	37186	Branch		
Gainesboro	116 S Grundy Quarles Hwy	Gainesboro	TN	38562	Branch		
Celina	101 East Lake Avenue	Celina	TN	38551	Branch		
Liberty	311 East Main St	Liberty	TN	37095	Branch		
Alexandria	100 North Public Square	Alexandria	TN	37012	Branch		
Smithville	735 South Congress Blvd	Smithville	TN	37166	Branch		
Lebanon N. Cumberland	214 North Cumberland St	Lebanon	TN	37087	Branch		
Lebanon W. Main	1035 West Main St	Lebanon	TN	37087	Branch		
Carthage	50 North Main Street	Carthage	TN	37030	Branch		
Gordonsville	411 Gordonsville Highway	Gordonsville	TN	38563	Branch		
Tullahoma Main	120 North Jackson Street	Tullahoma	TN	37388	Branch		
Manchester	1207 Hillsboro Blvd	Manchester	TN	37355	Branch		
Shelbyville	1602 North Main Street	Shelbyville	TN	37160	Branch		
Winchester	2695 Decherd Blvd	Winchester	TN	37398	Branch		
Livingston	808 West Main Street	Livingston	TN	38570	Branch		
Cookeville Neal St.	1450 Neal Street	Cookeville	TN	38501	Branch		
Cookeville Willow Ave.	123 North Willow Avenue	Cookeville	TN	38501	Branch		

SECTION 5

SERVICES

Business Services

ATMs

For your convenience, access your business account information 24 hours a day – 7 days a week. Make deposits, withdrawals, check account balances and transfer funds. We now offer surcharge-free ATMs. The MoneyPass network offers thousands of surcharge-free ATMs coast to coast located where you live, work and travel. This locator will help you find the most convenient ATM location to use your MoneyPass card surcharge-free.
Visit **www.moneypass.com** to find out more.

Business Debit Card

Our MASTERCARD debit card makes it faster and easier to make purchases in person, online, or by phone. If you need cash, our debit card also serves as an ATM card. We also offer a free business debit card for business customers. To Report a Lost or Stolen Debit Card after hours please call 1-800-264-5578 and they will be happy to assist you.

Cash Management

Cash Management is a product available to Commercial customers that streamlines your businesses cash flow. Services include viewing transactions to your account, transfer of funds, account receivable payments, and much more.

Visit our **Cash Management** page for more details.

Cashier Checks

Cashier checks can be purchased at any of our branches. We can check on the status of these checks.

Image Statements

Reviewing and filing your statements has never been easier. Each month we'll send you reduced images of your checks numerically and we also provide a three-ring binder for easier filing.

Intuit QuickBooks & Quicken

If your business uses either Intuit QuickBooks or Quicken, Citizens Bank has direct access to export your account information into either of these programs. For Intuit software user guides, click **here**.

Linked Accounts

Linked Accounts allow you to authorize us to automatically transfer funds from one account to another for a minimal fee of $3.00 when balances fall into the negative. These transfers can be made from another checking account or a savings account (restrictions apply to savings). Linked Accounts allow you to take charge of your finances and limit overdraft or NSF fees at the same time.

Merchant Capture

Imagine processing your business bank deposit without leaving your desk! Our Merchant Capture product allows you the convenience to do just that.

Merchant Card Services

Increase your revenue opportunities with Merchant Card Services. Acceptance of Debit/Credit card processing provides purchasing convenience to your customers and at the same time boosts your sales. Electronic terminals, PC software, Smart phones or Touch-tone phone processing are the many ways that are available to process these transactions at a very affordable rate.

Mobile App

Our mobile app is available from the App Store and Google Play store, and they are free to any customer with a checking, savings, or loan account. Please visit **Online & Mobile Banking** to find out more.

Mobile Check Deposit

Deposit checks into your account without ever visiting a branch. It is as easy as taking a picture. Please visit **Online & Mobile Banking** for more information and to get approved.

Night Depository

Unable to make it to the bank during business hours? Use our convenient night deposit box to secure your banking transactions. All transactions dropped off after business hours are processed at the beginning of the next business day.

Overdraft Privilege

Our overdraft privilege is designed to automatically assist you when you may inadvertently or have the occasional need to overdraw your checking account. This service allows the insufficient checks to be paid, charging you our normal overdraft fee of $28, without the worry of embarrassment and another return check charge from the retailer.

Notary Service

This service is available at no charge to our customers.

Safe Deposit Box

We offer several sizes of safe deposit boxes at many of our locations. Please contact your local branch for sizes and availability.

Sweep Services

Sweep Services allows you to authorize us to automatically sweep funds from one account to another for a minimal fee of $3.00 when balances fall below a certain threshold. These transfers can be made from another checking account or a savings account (restrictions apply to savings). Sweep Services allows you to take charge of your finances and limit your fees at the same time.

Telephone Banking

This 24-hour service enables you to access your personal account information using any touch tone phone 24 hours a day, 365 days a year. With phone banking, you may perform the following functions: Get current balance information, Gather information on your loan accounts, or Review recent transactions. To use this service simply call toll free at 1-800-318-5540.

Wire Transfers

Wire transfers are a quick and easy way to transfer money from one bank to another. Citizens Bank originates and receives both domestic and international wires.

For questions regarding account services and fees, please visit your local branch.

With Overdraft Privilege, You Can Be Worry Free

Most of our checking accounts offer Overdraft Privilege.

Learn More >>

To The Top

| Privacy Policy | Terms of Use | Patriot Act

Member FDIC | Equal Housing Lender

NMLS #533554 | © 2021 Citizens Bank. All rights reserved.

SCHEDULE OF FEES – CONSUMER

CITIZENS BANK
BANK OF CELINA • LIBERTY STATE BANK
SMITH COUNTY BANK • TRADERS BANK
AMERICAN BANK & TRUST

Cashier's Check Fee	$	2.00	per item
Check Cashing Fee - Non Customer		n/a	do not cash for non customers
Check Printing Fee	$	0.25	per temporary check encoded
Check Reorder Fee		yes	varies by style
Counter Check	$	2.00	per page
Christmas Club Early Withdrawal Fee	$	10.00	per withdrawal
Collection-Foreign Check	$	25.00	per item
Checks on Canadian Banks - Non Collection	$	1.00	per item
Debit/ATM Foreign ATM Fee	$	1.00	bank customer
Debit/ATM Replacement Fee	$	10.00	for lost card
Debit/ATM Withdrawal Limits	$	500.00	per day (**Smart Start Checking is $300*)
Debit Card Purchasing Limits			
Consumer Debit Card	$	1,500.00	per day (**Smart Start Checking is $800*)
Business Debit Card	$	2,000.00	per day
Deposit Item Returned	$	10.00	per item
Dormant Fee	$	5.00	per statement cycle
Executions, Garnishment, Levies, Escheat	$	75.00	
Foreign Currency - Buy/Sell	$	10.00	
IRA Closure		no charge	
Mobile Deposit Limit	$	1,500.00	per day (initial approval required)
Money Market Checking Excessive Withdrawal	$	5.00	per transaction over 6/month
Night Deposit Bags (Locking)	$	35.00	per bag
Overdraft Fee	$	28.00	per item; $168 daily max
Overdraft Fee ODP	$	28.00	per item
Overdraft Return Fee	$	28.00	per item
Overdraft Transfer Fee-Linked Account	$	3.00	per day
Photocopies	$	0.25	per page-black and white
Records Request			
Research	$	25.00	per hour-1 hour minimum
Statement Reproduction	$	5.00	per monthly statement
Fax	$	5.00	per fax
Document E-mail (encrypted)	$	1.00	per e-mail
Savings Account Withdrawal	$	2.00	per transaction over 18 per quarter
Safe Deposit Box Drilling	$	250.00	
Safe Deposit Box Late Fee	$	10.00	per month
Safe Deposit Box Rentals			
Size 2x4	$	15.00	annual fee
3x5	$	18.00	annual fee
5x5	$	20.00	annual fee
3x10	$	25.00	annual fee
5x10	$	35.00	annual fee
10x10	$	60.00	annual fee
Stop Payment	$	28.00	per item
Vacation Club Early Withdrawal	$	10.00	per withdrawal
Wire Fee-Incoming Domestic	$	9.00	customer only
Wire Fee-Outgoing Domestic	$	15.00	customer only
Wire Fee-Incoming International	$	40.00	customer only
Wire Fee-outgoing International	$	40.00	customer only

Personal Services

ATMs

For your convenience, access your account information 24 hours a day – 7 days a week. Make deposits, withdrawals, check account balances and transfer funds. We now offer surcharge-free ATMs. The MoneyPass network offers thousands of surcharge-free ATMs coast to coast located where you live, work and travel. This locator will help you find the most convenient ATM location to use your MoneyPass card surcharge-free. Visit **www.moneypass.com** to find out more.

Bank by Mail

Special envelopes are provided free to our checking and savings customers for this convenient service.

Cashier Checks

Cashier checks can be purchased at any of our branches.

Debit Card

Our MASTERCARD debit card makes it faster and easier to make purchases in person, online, or by phone. If you need cash, our debit card also serves as an ATM card. We also offer a free business debit card for business customers. To Report a Lost or Stolen Debit Card after hours please call 1-800-264-5578 and they will be happy to assist you.

Image Statements

Reviewing and filing your statements has never been easier. Each month we'll send you reduced images of your checks numerically.

Linked Accounts

Linked Accounts allow you to authorize us to automatically transfer funds from one account to another for a minimal fee of $3.00 when balances fall into the negative. These transfers can be made from another checking account or a savings account (restrictions apply to savings). Linked Accounts allow you to take charge of your finances and limit overdraft or NSF fees at the same time.

Mobile App

Our mobile app is available from iTunes and Google Play store, and they are free to any customer with a checking, savings, or loan account. Please visit **Online & Mobile Banking** to find out more.

Mobile Check Deposit

Deposit checks into your account without ever visiting a branch. It is as easy as taking a picture. Please visit **Online & Mobile Banking** for more information and to get approved.

Night Depository

Unable to make it to the bank during business hours? Use our convenient night deposit box to secure your banking transactions. All transactions dropped off after business hours are processed at the beginning of the next business day.

Overdraft Privilege

Our overdraft privilege is designed to automatically assist you when you may inadvertently or have the occasional need to overdraw your checking account. This service allows the

insufficient checks to be paid, charging you our normal overdraft fee of $28, without the worry of embarrassment and another return check charge from the retailer.

Notary Service

This service is available at no charge to our customers.

Safe Deposit Box

We offer several sizes of safe deposit boxes at many of our locations. Please contact your local branch for sizes and availability.

Telephone Banking

This 24-hour service enables you to access your personal account information using any touch tone phone 24 hours a day, 365 days a year. With phone banking, you may perform the following functions: Get current balance information, Gather information on your loan accounts, or Review recent transactions. To use this service simply call toll free at 1-800-318-5540.

Wire Transfers

Wire transfers are a quick and easy way to transfer money from one bank to another. Citizens Bank originates and receives both domestic and international wires.

For questions regarding account services and fees, please visit our **Schedule of Fees** *page.*

We Have the Right Checking Account for You.

We have many different accounts to choose from, each with its own benefits. We can help you decide which one is for you!

See Our Accounts >>

With Overdraft Privilege, You Can Be Worry Free

Most of our checking accounts offer Overdraft Privilege.

Learn More >>

To The Top

| Privacy Policy | Terms of Use | Patriot Act

Member FDIC | Equal Housing Lender

NMLS #533554 | © 2021 Citizens Bank. All rights reserved.

Real Time Processing

Real-Time Debit Card Transaction Processing

Citizens Bank processes all debit card account transactions and deposits in real time.

With real-time processing, your account will automatically be updated whenever a transaction is processed with your Citizens Bank debit card. Whether you use your debit card every two minutes or every two hours, you'll appreciate having the most up-to-date account information available. This information is immediately accessible with your Citizens Bank smartphone app or eBanking account.

How it Works

When you swipe your card at a business, an authorization will take place immediately. This initial authorization will appear right away on your account and be visible to you through eBanking. Once the business closes their debit card transactions and sends them for processing, the actual transaction will post to your account. Depending on when a business processes their activity, a transaction could be pending for 1 day or 3 days.

Debit Card Authorization Vs. Posted Transaction

The initial authorization and the actual posted transaction may differ in amounts, depending on where you use your debit card. The following are a few examples of when the authorization and actual transaction may be different:

- Pay-at-the-pump gas station authorizations will always be different than the actual amount that posts to your account. Gas stations don't know how much your total fuel purchase will be until it is completed. The authorization amount will verify the validity of the card and the actual transaction that's posted to your account will be for the amount of your fuel purchase.

- Restaurants often authorize the transaction for 20% more than your bill. They will then adjust your transaction to correctly reflect the tip amount. This will be the amount that posts to your account.
- Hotels usually authorize for amounts greater than the agreed-upon amount to cover any incidentals or extra charges. At the end of your stay, the actual charges will be processed and posted to your account.

Checks & Deposits

Any check you cash or deposit at a Citizens Bank branch will reflect your available balance within seconds. These items will then process and post to your account during the business day on which they were received. If you cash a check at another bank or write a check to a merchant, we will post it to your account on the business day on which we receive it.

Enhanced Security

Real-time processing will also help further protect your account from potential fraud. With automatic updates to your account balance, you'll be able to view all your account transactions right away. If you notice any suspicious activity on your account, report it immediately to Citizens Bank.

Contact Us

Please visit our **Contact Us** page, or feel free to call us at 866-666-2195 if you have any questions regarding real-time processing. We appreciate your business and look forward to providing continued service enhancements as we help you with all your financial needs.

Wondering How Much You Can Afford?

We have a variety of calculators to help you with your financial planning. Here are just a few:

- **Mortgage Loan**
- **Mortgage Tax Savings**
- **Rent vs Buy**

- **Bi-Weekly Payment**

View All Calculators

Bank Anywhere You Go

With our mobile banking app, you can manage your accounts, transfer funds, pay bills, and find the nearest ATM on the go.

Sign Up Now >>

To The Top

| Privacy Policy | Terms of Use | Patriot Act

Member FDIC | Equal Housing Lender

NMLS #533554 | © 2021 Citizens Bank. All rights reserved.

SECTION 6

ASSESSMENT AREA MAPS

Citizens Bank - 2021 CRA - Loan/App Density Filter

*Inside**

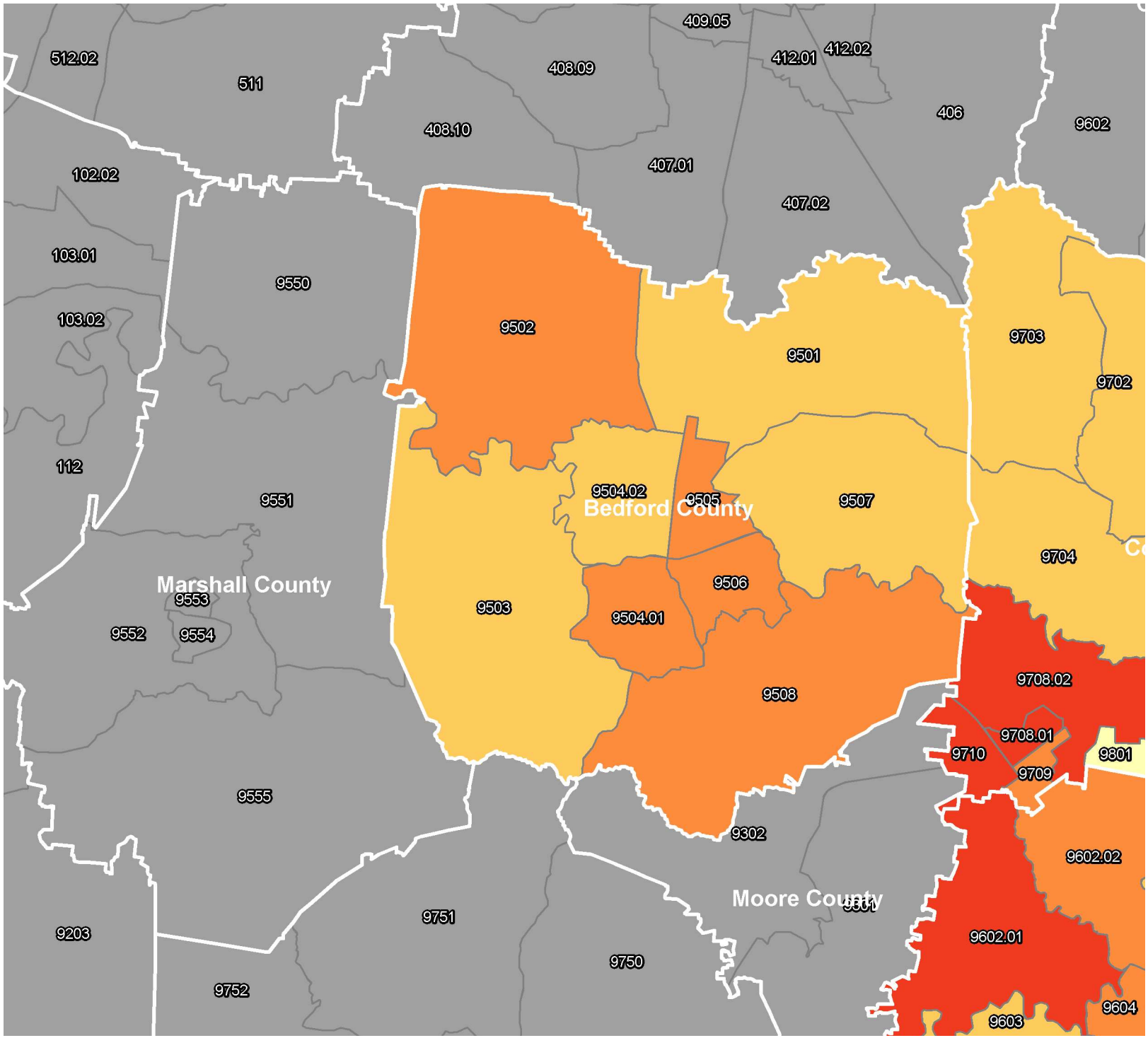

Loan/App Density Filter

- No-Lending
- 1 - 10
- 11 - 20
- 21 - 50
- 51+

Prepared using Mapping Module by QuestSoft - v1.13 - 8/30/2022 9:17am

Citizens Bank - 2021 CRA - Loan/App Density Filter

*Inside**

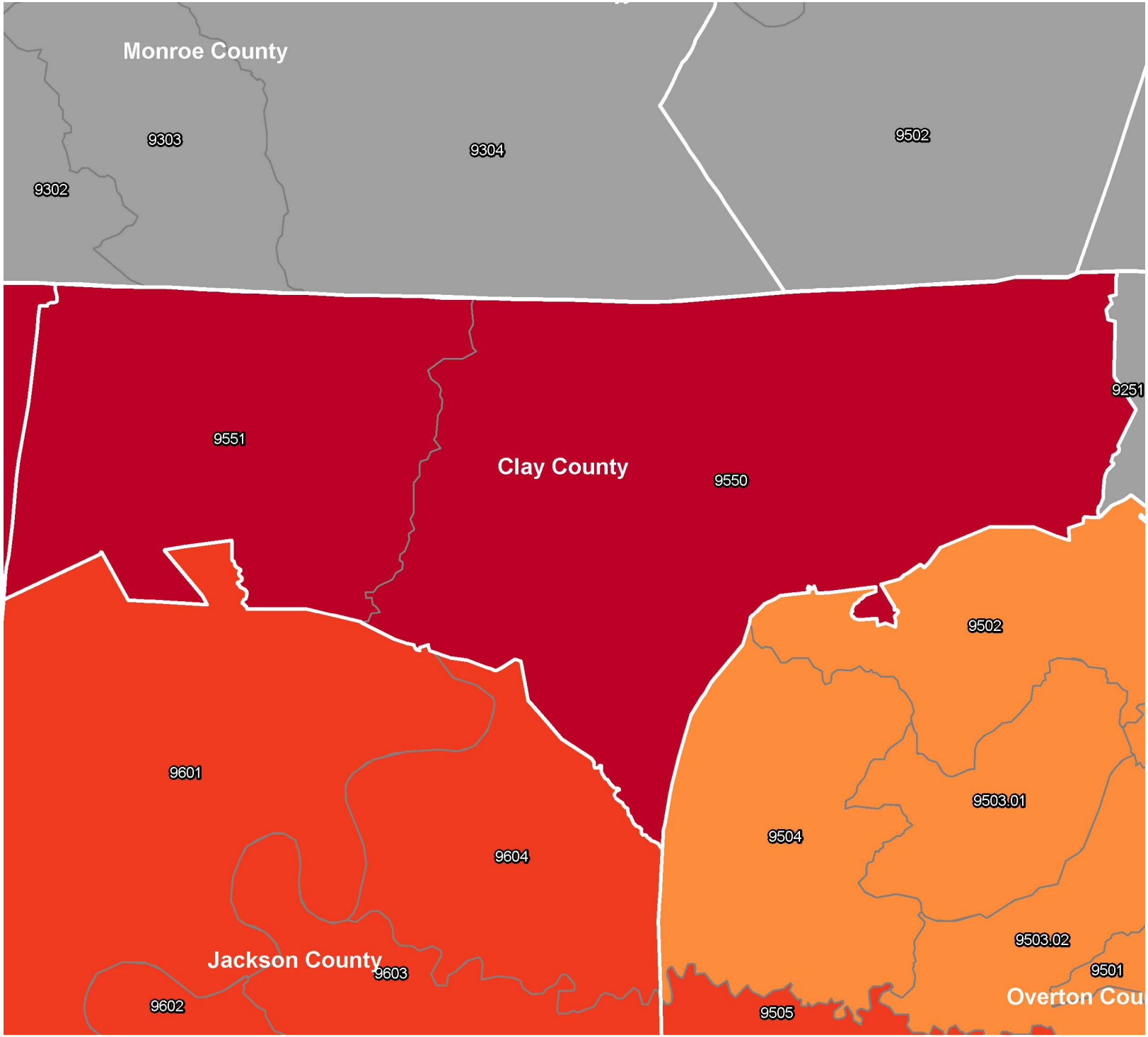

Loan/App Density Filter

- No-Lending
- 1 - 10
- 11 - 20
- 21 - 50
- 51+

Citizens Bank - 2021 CRA - Loan/App Density Filter

*Inside**

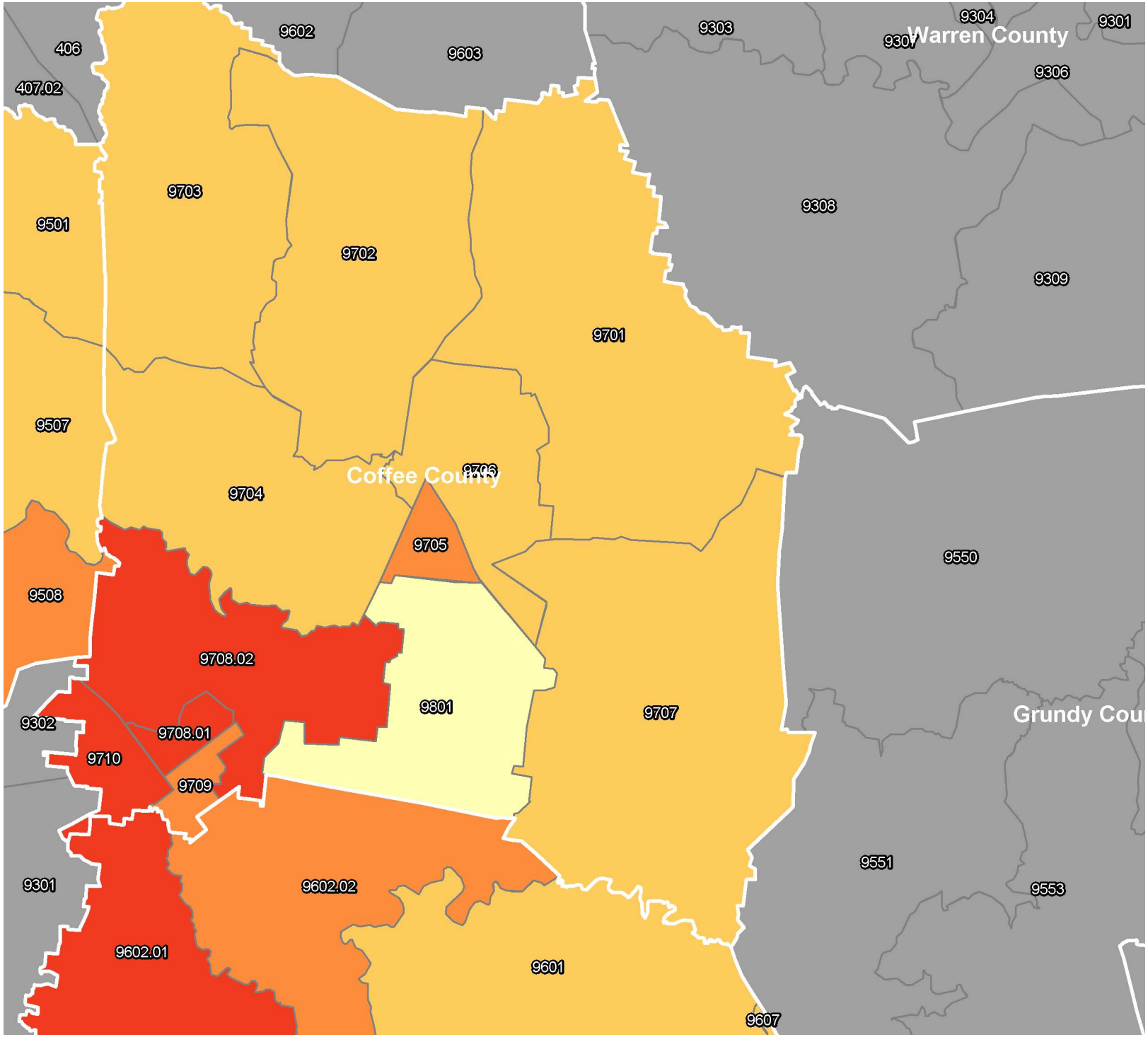

Loan/App Density Filter

- No-Lending
- 1 - 10
- 11 - 20
- 21 - 50
- 51+

Citizens Bank - 2021 CRA - Loan/App Density Filter

*Inside**

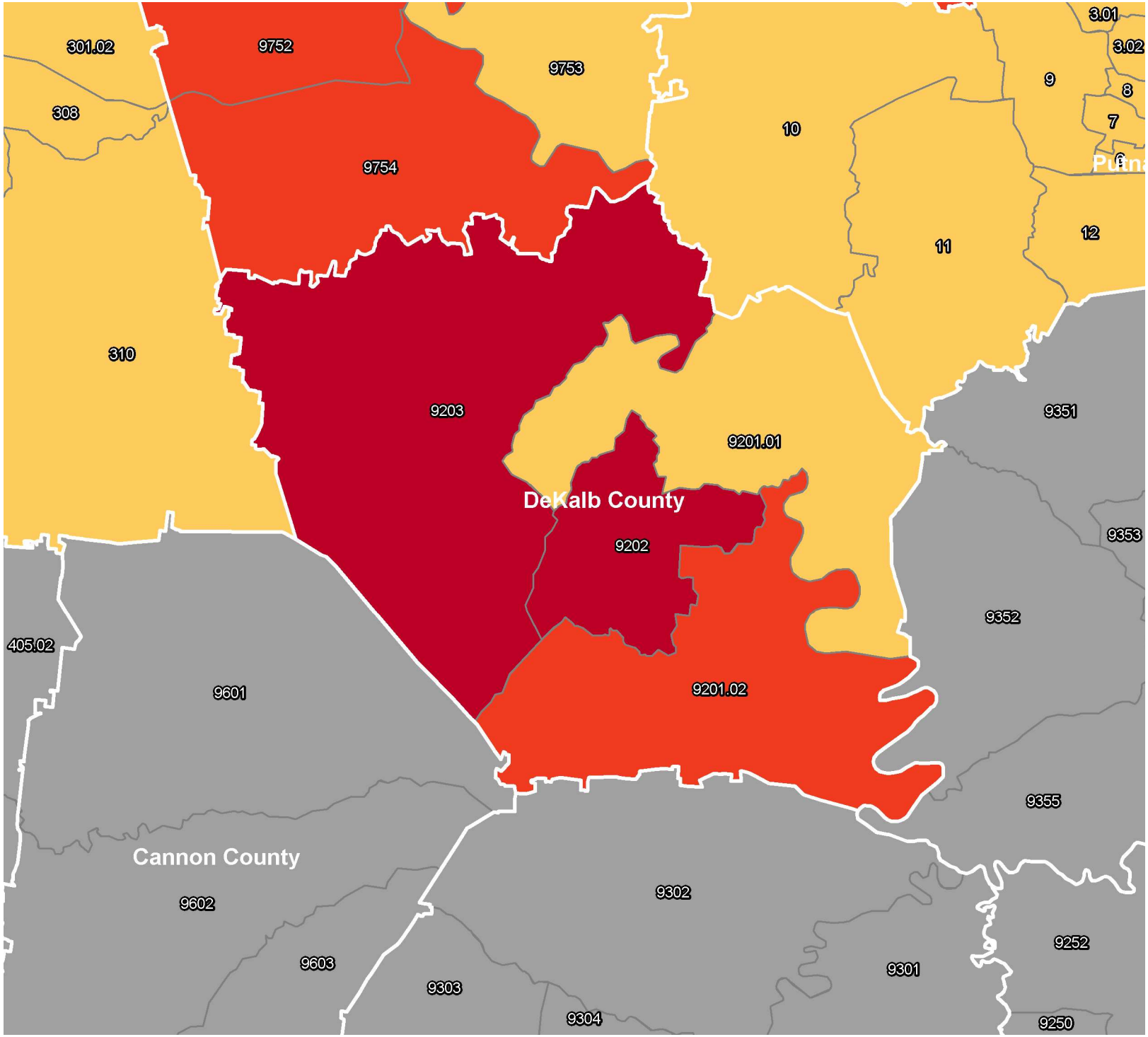

Loan/App Density Filter

- No-Lending
- 1 - 10
- 11 - 20
- 21 - 50
- 51+

Citizens Bank - 2021 CRA - Loan/App Density Filter

*Inside**

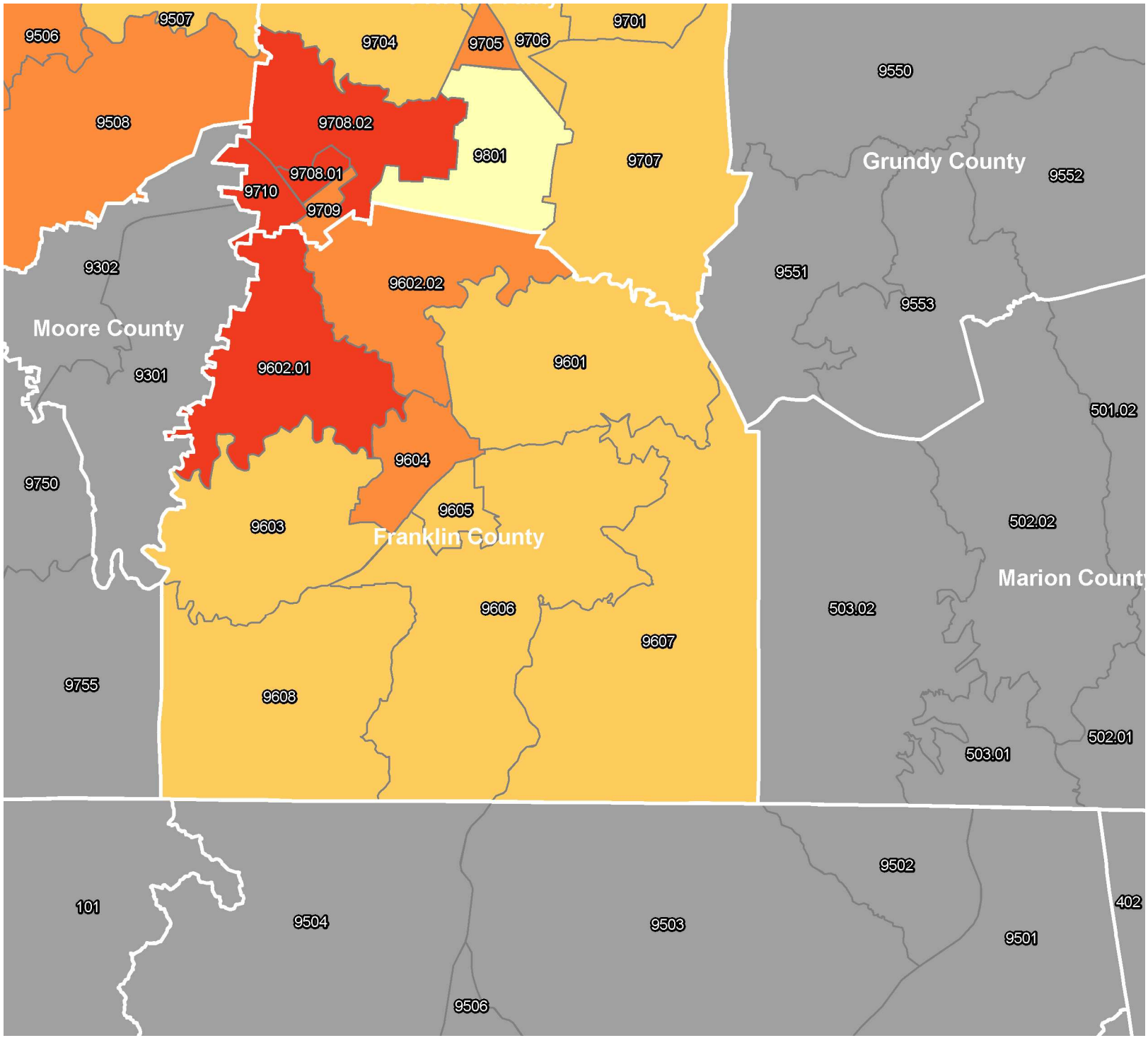

Loan/App Density Filter

- No-Lending
- 1 - 10
- 11 - 20
- 21 - 50
- 51+

Citizens Bank - 2021 CRA - Loan/App Density Filter

*Inside**

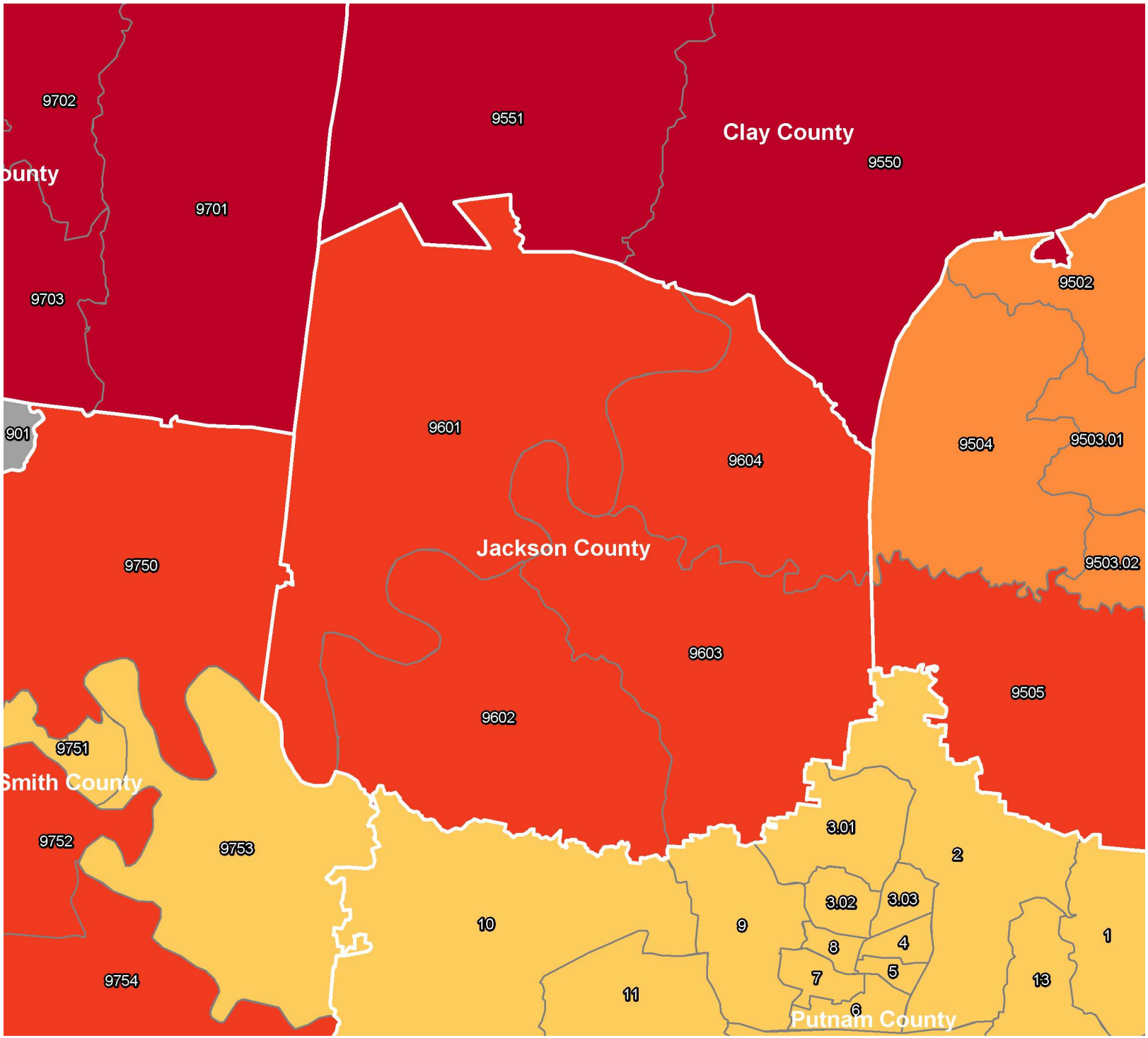

Loan/App Density Filter

- No-Lending
- 1 - 10
- 11 - 20
- 21 - 50
- 51+

Citizens Bank - 2021 CRA - Loan/App Density Filter

*Inside**

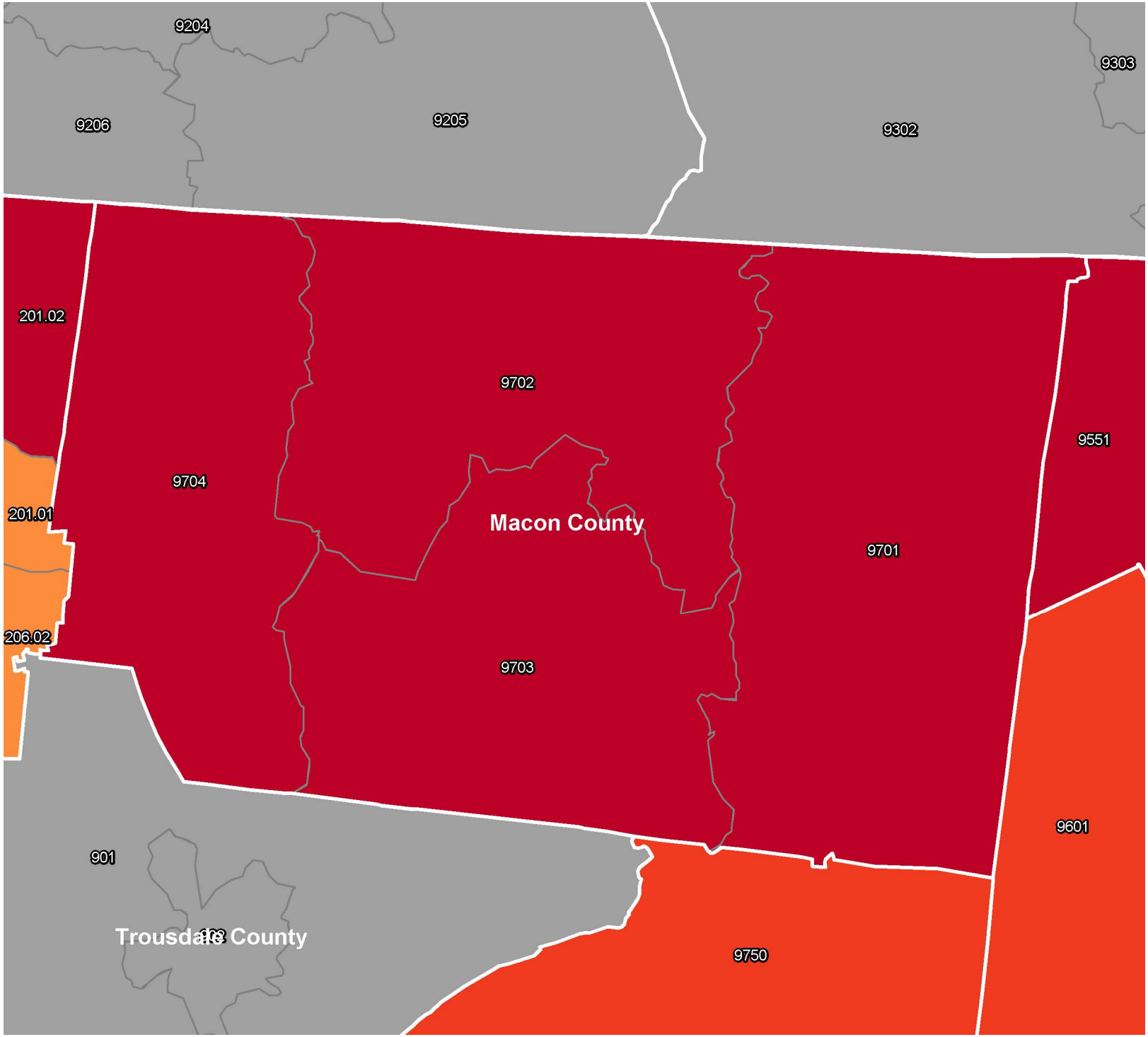

Loan/App Density Filter

- No-Lending
- 1 - 10
- 11 - 20
- 21 - 50
- 51+

Prepared using Mapping Module by QuestSoft - v1.13 - 8/30/2022 9:09am

Citizens Bank - 2021 CRA - Loan/App Density Filter

*Inside**

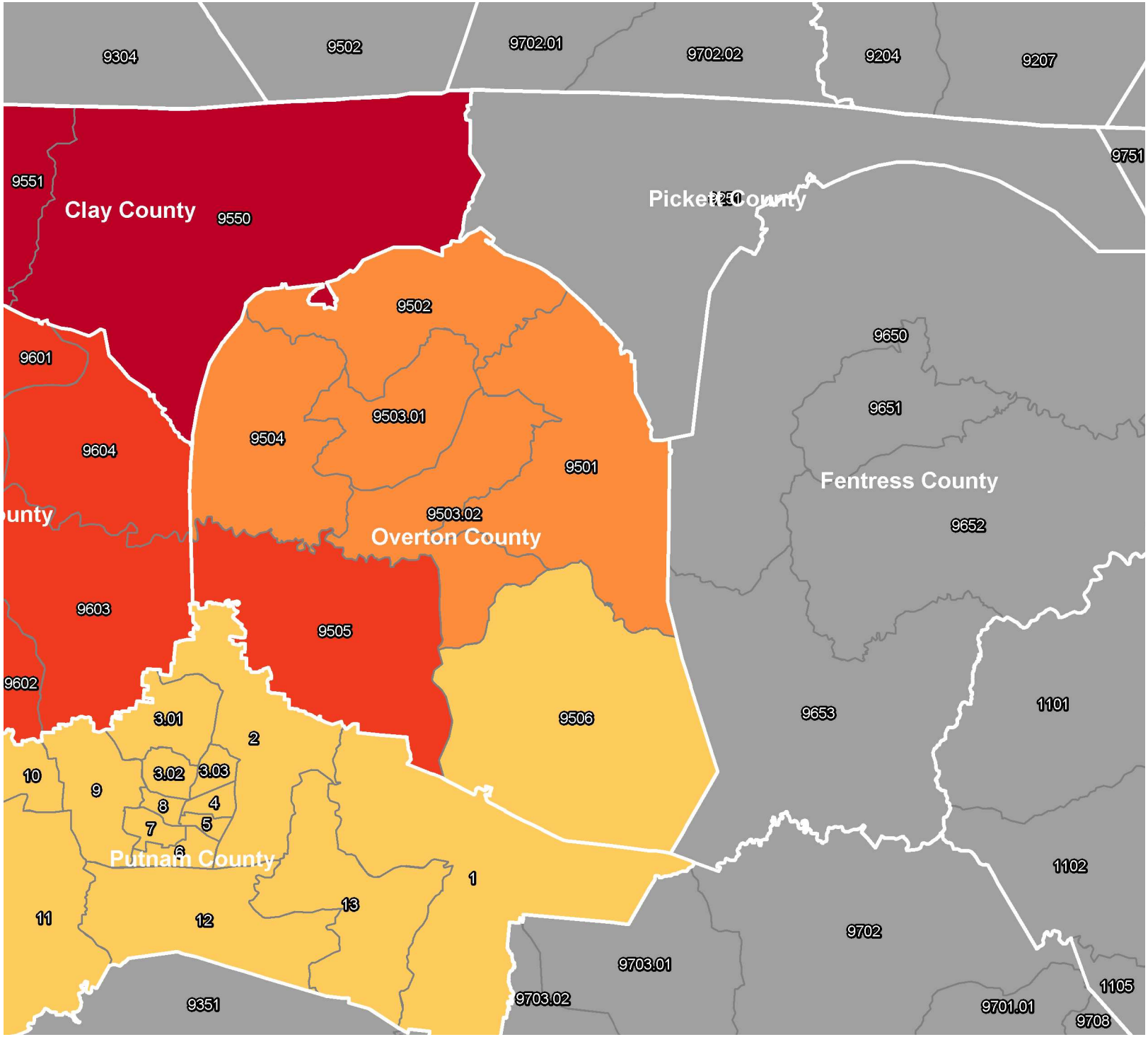

Loan/App Density Filter

- No-Lending
- 1 - 10
- 11 - 20
- 21 - 50
- 51+

Citizens Bank - 2021 CRA - Loan/App Density Filter

*Inside**

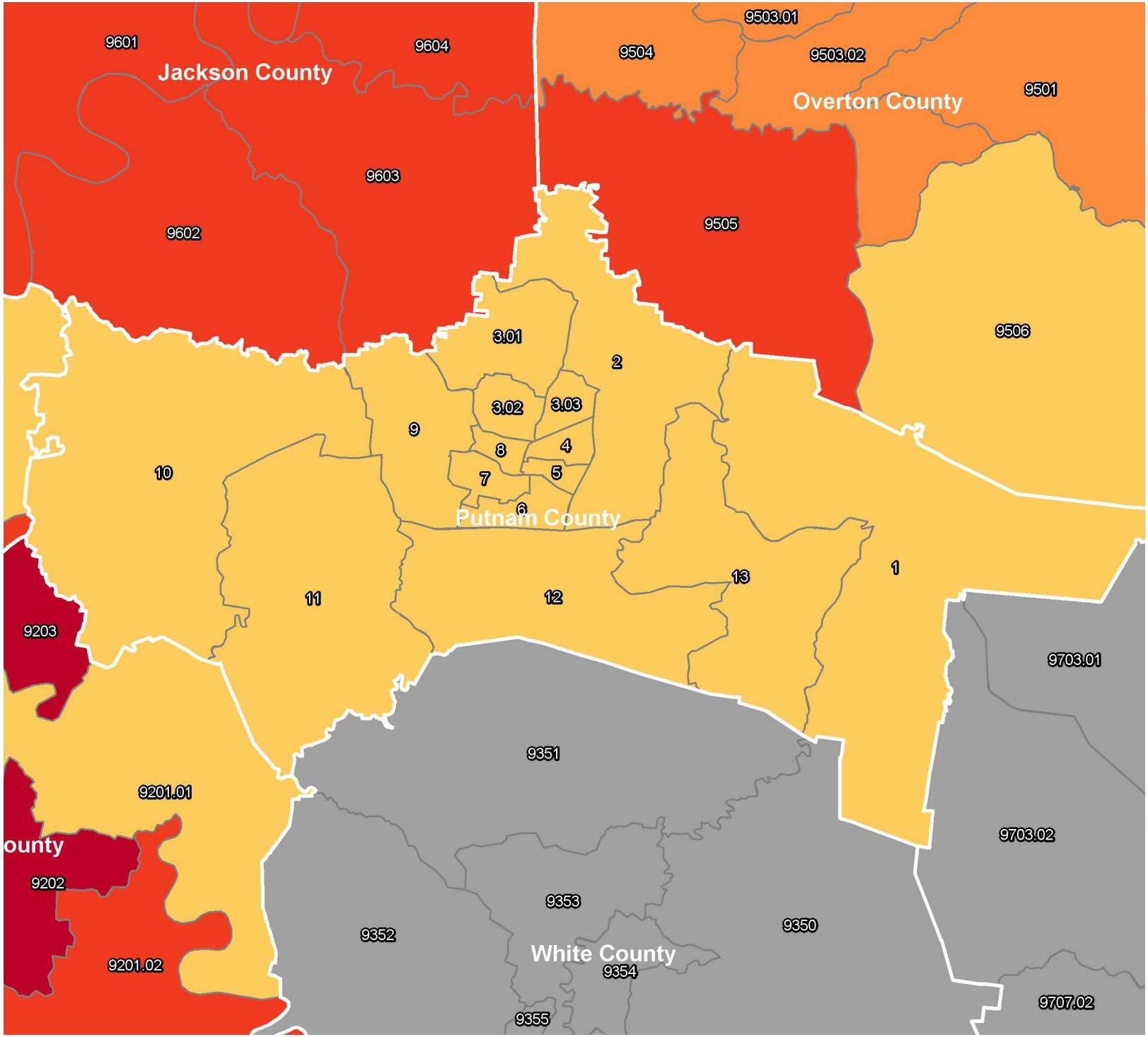

Loan/App Density Filter

- No-Lending
- 1 - 10
- 11 - 20
- 21 - 50
- 51+

Citizens Bank - 2021 CRA - Loan/App Density Filter

*Inside**

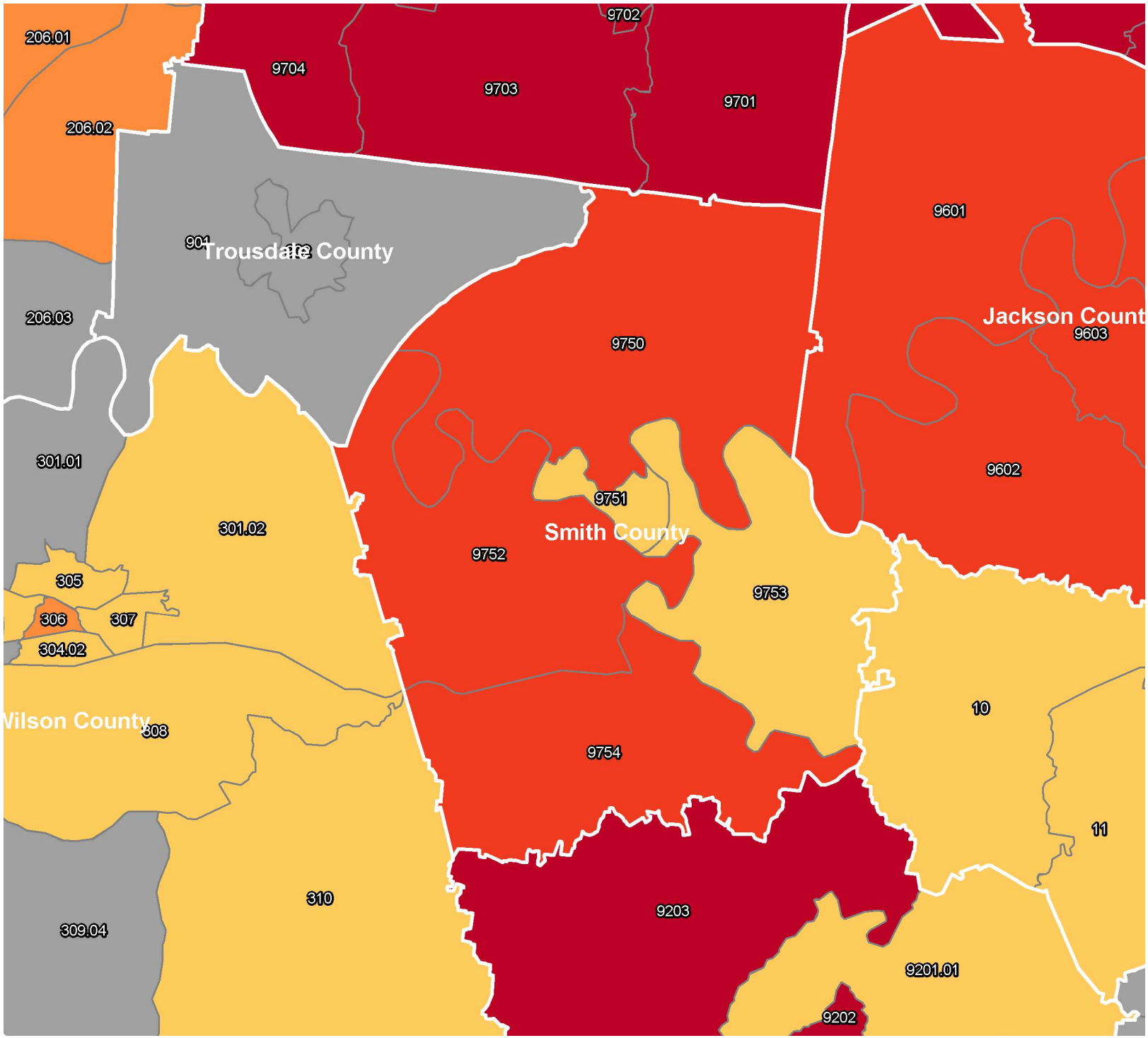

Loan/App Density Filter

- No-Lending
- 1 - 10
- 11 - 20
- 21 - 50
- 51+

Citizens Bank - 2021 CRA - Loan/App Density Filter

*Inside**

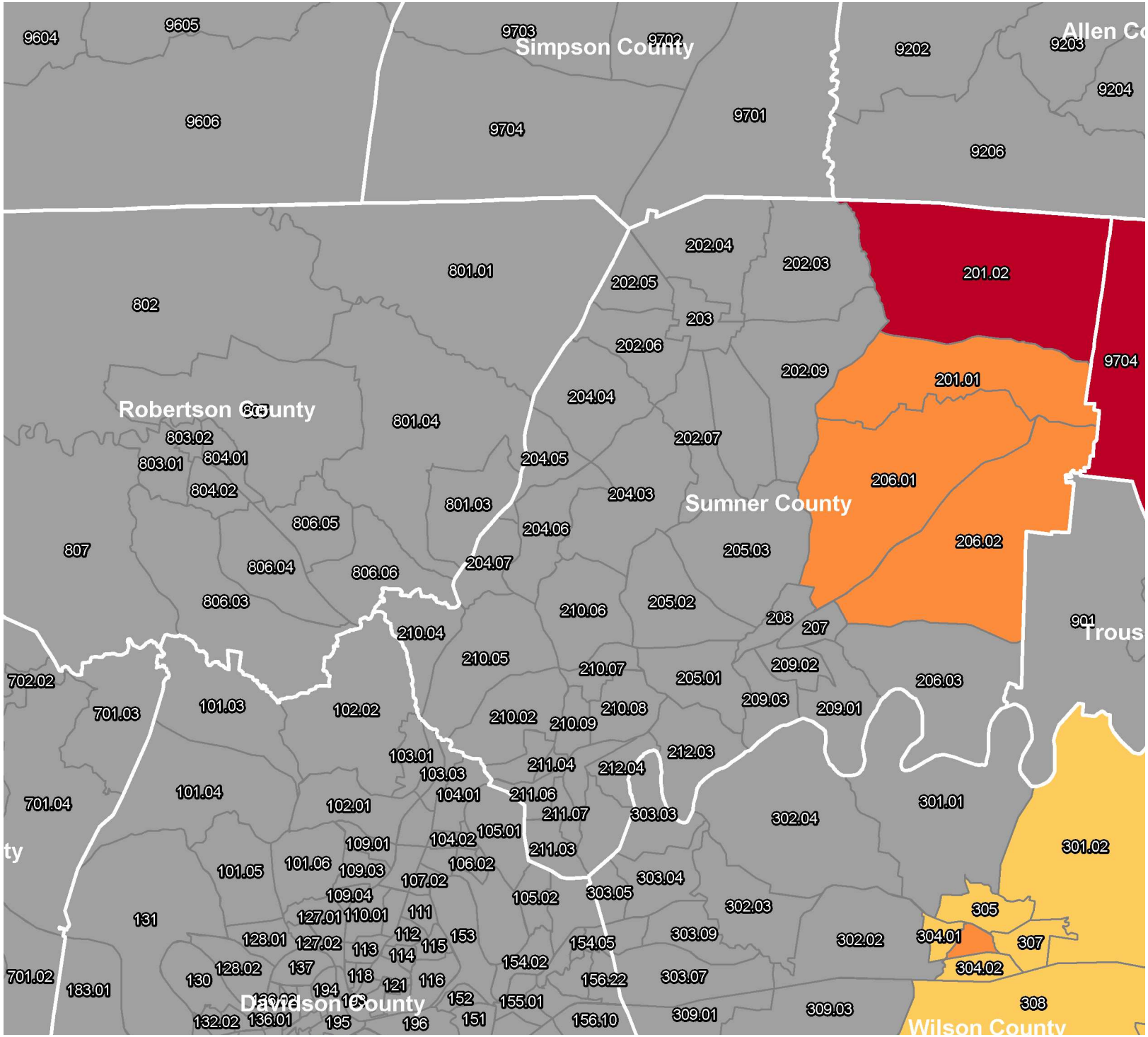

Loan/App Density Filter

- No-Lending
- 1 - 10
- 11 - 20
- 21 - 50
- 51+

Citizens Bank - 2021 CRA - Loan/App Density Filter

*Inside**

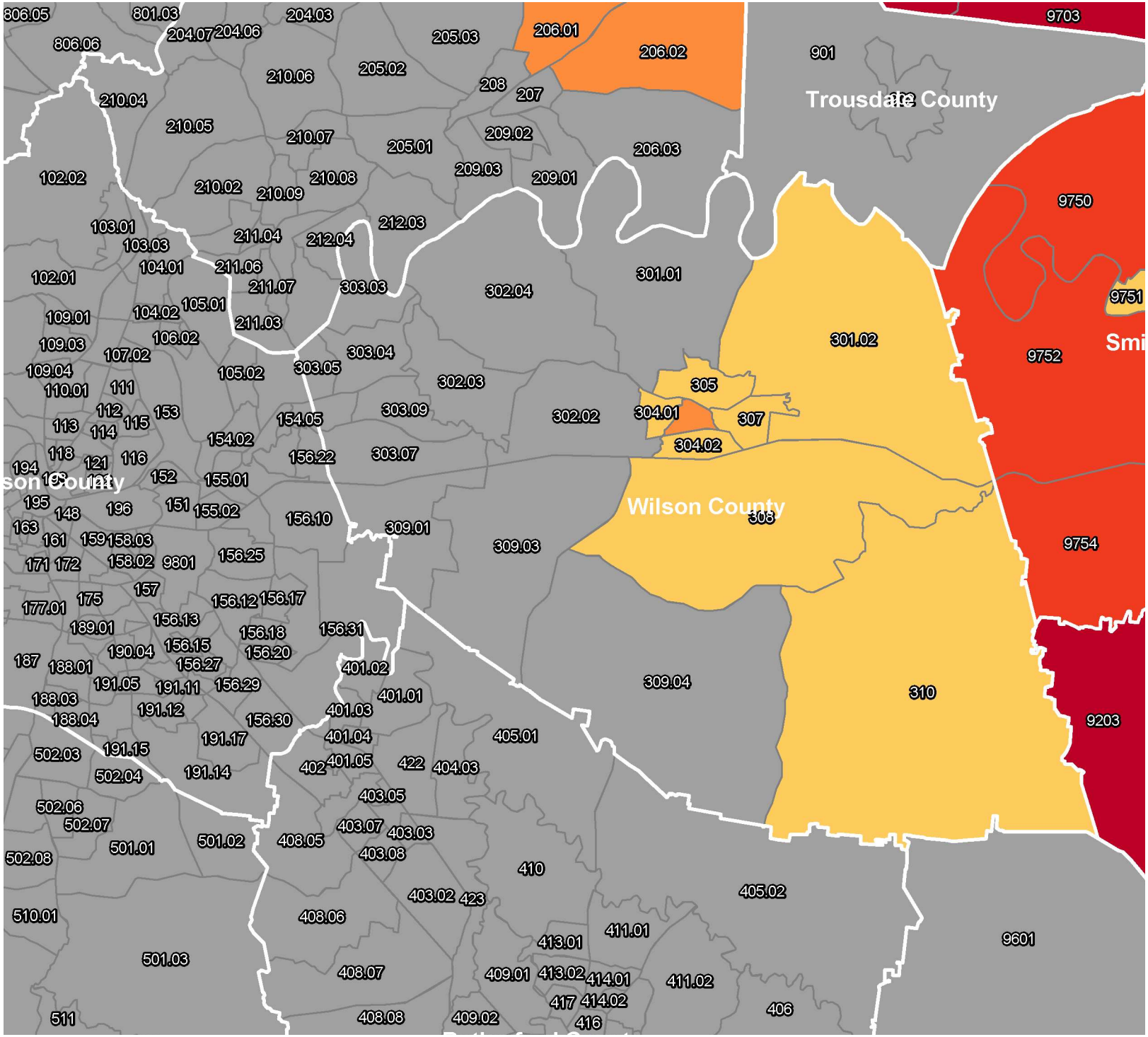

Loan/App Density Filter

- No-Lending
- 1 - 10
- 11 - 20
- 21 - 50
- 51+

State ID	State	County ID	County Name	MSA/MD	MSA/MD Name	Tract	Tract Income Level	Distrsd / Undersvd
47	TN	189	WILSON	34980	NASHVILLE-DAVIDSON--MURFREESBORO--FRANKLIN, TN	0307.00	1:Low	No
47	TN	189	WILSON	34980	NASHVILLE-DAVIDSON--MURFREESBORO--FRANKLIN, TN	0306.00	3:Middle	No
47	TN	189	WILSON	34980	NASHVILLE-DAVIDSON--MURFREESBORO--FRANKLIN, TN	0305.00	2:Moderate	No
47	TN	189	WILSON	34980	NASHVILLE-DAVIDSON--MURFREESBORO--FRANKLIN, TN	0304.02	2:Moderate	No
47	TN	189	WILSON	34980	NASHVILLE-DAVIDSON--MURFREESBORO--FRANKLIN, TN	0304.01	2:Moderate	No
47	TN	189	WILSON	34980	NASHVILLE-DAVIDSON--MURFREESBORO--FRANKLIN, TN	0303.10	4:Upper	No
47	TN	189	WILSON	34980	NASHVILLE-DAVIDSON--MURFREESBORO--FRANKLIN, TN	0303.08	4:Upper	No
47	TN	189	WILSON	34980	NASHVILLE-DAVIDSON--MURFREESBORO--FRANKLIN, TN	0301.02	3:Middle	No
47	TN	165	SUMNER	34980	NASHVILLE-DAVIDSON--MURFREESBORO--FRANKLIN, TN	0206.02	3:Middle	No
47	TN	165	SUMNER	34980	NASHVILLE-DAVIDSON--MURFREESBORO--FRANKLIN, TN	0206.01	3:Middle	No
47	TN	165	SUMNER	34980	NASHVILLE-DAVIDSON--MURFREESBORO--FRANKLIN, TN	0201.02	2:Moderate	No
47	TN	165	SUMNER	34980	NASHVILLE-DAVIDSON--MURFREESBORO--FRANKLIN, TN	0201.01	2:Moderate	No
47	TN	159	SMITH	34980	NASHVILLE-DAVIDSON--MURFREESBORO--FRANKLIN, TN	9754.00	2:Moderate	No
47	TN	159	SMITH	34980	NASHVILLE-DAVIDSON--MURFREESBORO--FRANKLIN, TN	9753.00	2:Moderate	No
47	TN	159	SMITH	34980	NASHVILLE-DAVIDSON--MURFREESBORO--FRANKLIN, TN	9752.00	2:Moderate	No
47	TN	159	SMITH	34980	NASHVILLE-DAVIDSON--MURFREESBORO--FRANKLIN, TN	9751.00	2:Moderate	No
47	TN	159	SMITH	34980	NASHVILLE-DAVIDSON--MURFREESBORO--FRANKLIN, TN	9750.00	3:Middle	No
47	TN	141	PUTNAM			0013.00	4:Upper	No
47	TN	141	PUTNAM			0012.02	3:Middle	No
47	TN	141	PUTNAM			0012.01	3:Middle	No
47	TN	141	PUTNAM			0011.00	3:Middle	No
47	TN	141	PUTNAM			0010.00	3:Middle	No
47	TN	141	PUTNAM			0009.00	3:Middle	No
47	TN	141	PUTNAM			0008.00	2:Moderate	No
47	TN	141	PUTNAM			0007.00	3:Middle	No
47	TN	141	PUTNAM			0006.00	4:Upper	No
47	TN	141	PUTNAM			0005.00	3:Middle	No
47	TN	141	PUTNAM			0004.00	4:Upper	No
47	TN	141	PUTNAM			0003.05	3:Middle	No
47	TN	141	PUTNAM			0003.04	2:Moderate	No
47	TN	141	PUTNAM			0003.03	3:Middle	No
47	TN	141	PUTNAM			0003.01	3:Middle	No
47	TN	141	PUTNAM			0002.02	3:Middle	No
47	TN	141	PUTNAM			0002.01	3:Middle	No
47	TN	141	PUTNAM			0001.00	3:Middle	No
47	TN	133	OVERTON			9506.00	3:Middle	No
47	TN	133	OVERTON			9505.02	3:Middle	No
47	TN	133	OVERTON			9505.01	3:Middle	No
47	TN	133	OVERTON			9504.00	3:Middle	No
47	TN	133	OVERTON			9503.02	2:Moderate	No
47	TN	133	OVERTON			9503.01	3:Middle	No
47	TN	133	OVERTON			9502.00	3:Middle	No
47	TN	133	OVERTON			9501.00	3:Middle	No
47	TN	111	MACON	34980	NASHVILLE-DAVIDSON--MURFREESBORO--FRANKLIN, TN	9704.00	2:Moderate	No

State ID	State	County ID	County Name	MSA/MD	MSA/MD Name	Tract	Tract Income Level	Distrsd / Undersvd
47	TN	111	MACON	34980	NASHVILLE-DAVIDSON--MURFREESBORO--FRANKLIN, TN	9703.02	2:Moderate	No
47	TN	111	MACON	34980	NASHVILLE-DAVIDSON--MURFREESBORO--FRANKLIN, TN	9703.01	1:Low	No
47	TN	111	MACON	34980	NASHVILLE-DAVIDSON--MURFREESBORO--FRANKLIN, TN	9702.00	3:Middle	No
47	TN	111	MACON	34980	NASHVILLE-DAVIDSON--MURFREESBORO--FRANKLIN, TN	9701.00	2:Moderate	No
47	TN	087	JACKSON			9604.00	3:Middle	No
47	TN	087	JACKSON			9603.00	3:Middle	No
47	TN	087	JACKSON			9602.00	3:Middle	No
47	TN	087	JACKSON			9601.00	3:Middle	No
47	TN	051	FRANKLIN			9608.00	3:Middle	No
47	TN	051	FRANKLIN			9607.00	4:Upper	No
47	TN	051	FRANKLIN			9606.00	3:Middle	No
47	TN	051	FRANKLIN			9605.00	3:Middle	No
47	TN	051	FRANKLIN			9604.02	4:Upper	No
47	TN	051	FRANKLIN			9604.01	3:Middle	No
47	TN	051	FRANKLIN			9603.00	4:Upper	No
47	TN	051	FRANKLIN			9602.02	3:Middle	No
47	TN	051	FRANKLIN			9602.01	3:Middle	No
47	TN	051	FRANKLIN			9601.00	3:Middle	No
47	TN	041	DEKALB			9203.00	3:Middle	No
47	TN	041	DEKALB			9202.02	3:Middle	No
47	TN	041	DEKALB			9202.01	2:Moderate	No
47	TN	041	DEKALB			9201.02	3:Middle	No
47	TN	041	DEKALB			9201.01	4:Upper	No
47	TN	031	COFFEE			9801.00	0:NA	No
47	TN	031	COFFEE			9710.02	3:Middle	No
47	TN	031	COFFEE			9710.01	3:Middle	No
47	TN	031	COFFEE			9709.00	2:Moderate	No
47	TN	031	COFFEE			9708.04	4:Upper	No
47	TN	031	COFFEE			9708.03	4:Upper	No
47	TN	031	COFFEE			9708.01	4:Upper	No
47	TN	031	COFFEE			9707.00	3:Middle	No
47	TN	031	COFFEE			9706.00	3:Middle	No
47	TN	031	COFFEE			9705.02	4:Upper	No
47	TN	031	COFFEE			9705.01	2:Moderate	No
47	TN	031	COFFEE			9704.02	3:Middle	No
47	TN	031	COFFEE			9704.01	4:Upper	No
47	TN	031	COFFEE			9703.00	4:Upper	No
47	TN	031	COFFEE			9702.02	3:Middle	No
47	TN	031	COFFEE			9702.01	2:Moderate	No
47	TN	031	COFFEE			9701.00	3:Middle	No
47	TN	027	CLAY			9551.00	3:Middle	Yes
47	TN	027	CLAY			9550.00	2:Moderate	No
47	TN	003	BEDFORD			9508.00	4:Upper	No
47	TN	003	BEDFORD			9507.00	3:Middle	No

47	TN	003	BEDFORD	9506.00	3:Middle	No
47	TN	003	BEDFORD	9505.00	3:Middle	No
47	TN	003	BEDFORD	9504.02	2:Moderate	No
47	TN	003	BEDFORD	9504.01	4:Upper	No
47	TN	003	BEDFORD	9503.00	3:Middle	No
47	TN	003	BEDFORD	9502.02	3:Middle	No
47	TN	003	BEDFORD	9502.01	4:Upper	No
47	TN	003	BEDFORD	9501.00	4:Upper	No

Citizens Bank - 2022 CRA - Loan/App Density Filter

*Citizens Bank 2022 Assessment Area**

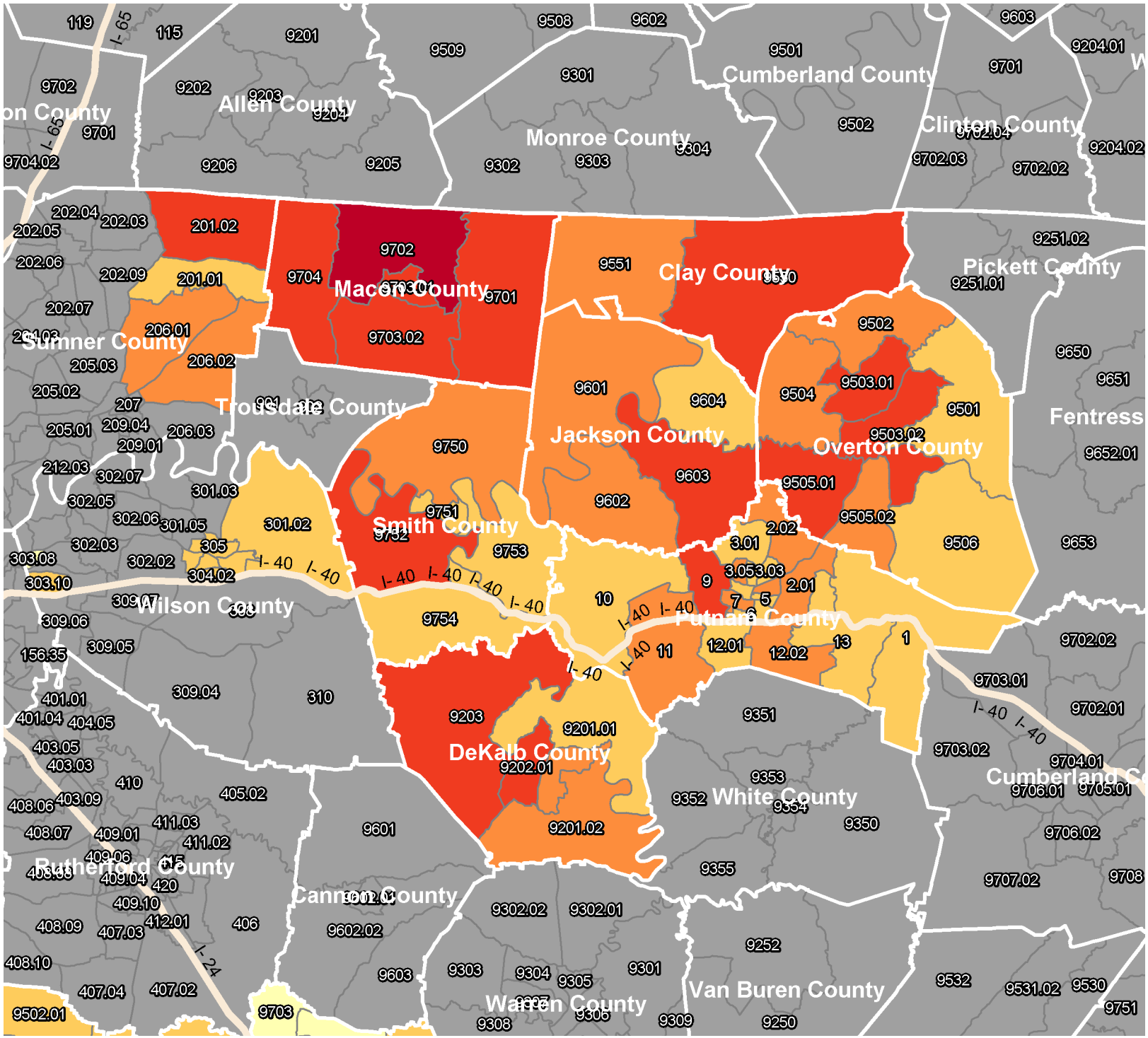

Loan/App Density Filter

- No-Lending
- 1 - 10
- 11 - 20
- 21 - 50
- 51+

Prepared using Mapping Module by QuestSoft - v1.13 - 8/19/2022 1:47pm

Citizens Bank - 2022 CRA - Loan/App Density Filter

*Citizens Bank 2022 Assessment Area**

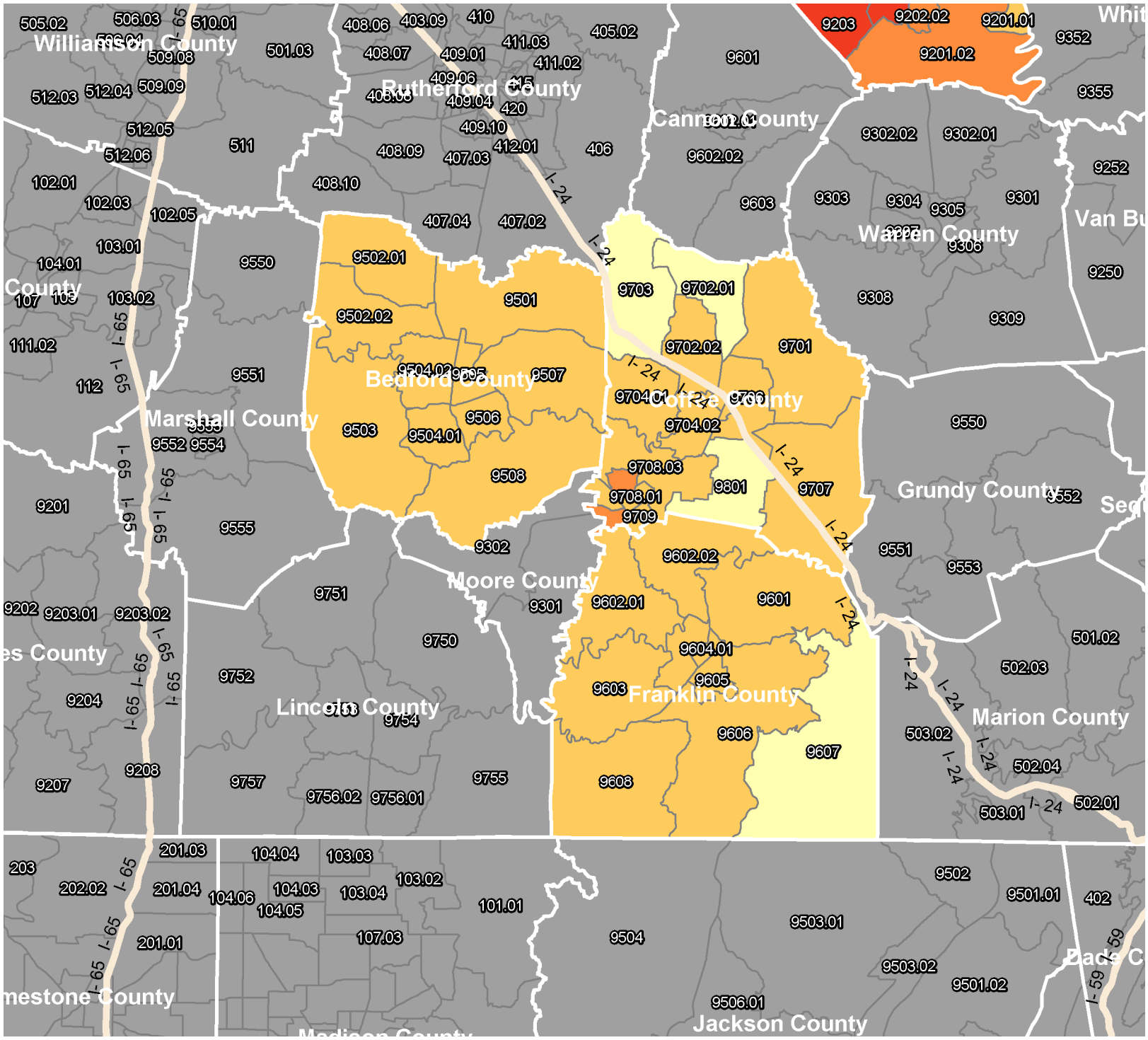

Loan/App Density Filter

- No-Lending
- 1 - 10
- 11 - 20
- 21 - 50
- 51+

Prepared using Mapping Module by QuestSoft - v1.13 - 8/19/2022 1:50pm

SECTION 7 (1)

CRA DISCLOSURE STATEMENTS

2018 Institution Disclosure Statement - Table 1-1

Loans by County

Small Business Loans - Originations

Institution: CITIZENS BANK OF LAFAYETTE

Respondent ID: 0000001711
Agency: FDIC - 3
State: ALABAMA (01)

Area Income Characteristics	Loan Amount at Origination <=$100,000		Loan Amount at Origination >$100,000 But <=$250,000		Loan Amount at Origination >$250,000		Loans to Businesses with Gross Annual Revenues <= $1 Million		Memo Item: Loans by Affiliates	
	Num of Loans	Amount (000s)	Num of Loans	Amount (000s)	Num of Loans	Amount (000s)	Num of Loans	Amount (000s)	Num of Loans	Amount (000s)
BALDWIN COUNTY (003), AL										
MSA 19300										
Outside Assessment Area										
Low Income	0	0	0	0	0	0	0	0	0	0
Moderate Income	0	0	0	0	0	0	0	0	0	0
Middle Income	1	100	0	0	0	0	1	100	0	0
Upper Income	0	0	0	0	0	0	0	0	0	0
Income Not Known	0	0	0	0	0	0	0	0	0	0
Tract Not Known	0	0	0	0	0	0	0	0	0	0
County Total	1	100	0	0	0	0	1	100	0	0
TOTAL INSIDE AA IN STATE	0	0	0	0	0	0	0	0	0	0
TOTAL OUTSIDE AA IN STATE	1	100	0	0	0	0	1	100	0	0
STATE TOTAL	1	100	0	0	0	0	1	100	0	0

2018 Institution Disclosure Statement - Table 1-1
Loans by County
Small Business Loans - Originations
Institution: CITIZENS BANK OF LAFAYETTE

Respondent ID: 0000001711
Agency: FDIC - 3
State: GEORGIA (13)

Area Income Characteristics	Loan Amount at Origination <=$100,000		Loan Amount at Origination >$100,000 But <=$250,000		Loan Amount at Origination >$250,000		Loans to Businesses with Gross Annual Revenues <= $1 Million		Memo Item: Loans by Affiliates	
	Num of Loans	Amount (000s)	Num of Loans	Amount (000s)	Num of Loans	Amount (000s)	Num of Loans	Amount (000s)	Num of Loans	Amount (000s)
FULTON COUNTY (121), GA										
MSA 12060										
Outside Assessment Area										
Median Family Income < 10%	0	0	0	0	0	0	0	0	0	0
Median Family Income 10-20%	0	0	0	0	0	0	0	0	0	0
Median Family Income 20-30%	0	0	0	0	0	0	0	0	0	0
Median Family Income 30-40%	0	0	0	0	0	0	0	0	0	0
Median Family Income 40-50%	0	0	0	0	0	0	0	0	0	0
Median Family Income 50-60%	0	0	0	0	0	0	0	0	0	0
Median Family Income 60-70%	0	0	0	0	0	0	0	0	0	0
Median Family Income 70-80%	0	0	0	0	0	0	0	0	0	0
Median Family Income 80-90%	0	0	0	0	0	0	0	0	0	0
Median Family Income 90-100%	0	0	0	0	0	0	0	0	0	0
Median Family Income 100-110%	0	0	0	0	0	0	0	0	0	0
Median Family Income 110-120%	0	0	0	0	0	0	0	0	0	0
Median Family Income >= 120%	1	80	0	0	0	0	1	80	0	0
Median Family Income Not Known	0	0	0	0	0	0	0	0	0	0
Tract Not Known	0	0	0	0	0	0	0	0	0	0
County Total	1	80	0	0	0	0	1	80	0	0
TOTAL INSIDE AA IN STATE	0	0	0	0	0	0	0	0	0	0
TOTAL OUTSIDE AA IN STATE	1	80	0	0	0	0	1	80	0	0
STATE TOTAL	1	80	0	0	0	0	1	80	0	0

2018 Institution Disclosure Statement - Table 1-1

Loans by County

Small Business Loans - Originations

Institution: CITIZENS BANK OF LAFAYETTE

Respondent ID: 0000001711
Agency: FDIC - 3
State: KENTUCKY (21)

Area Income Characteristics	Loan Amount at Origination <=$100,000		Loan Amount at Origination >$100,000 But <=$250,000		Loan Amount at Origination >$250,000		Loans to Businesses with Gross Annual Revenues <= $1 Million		Memo Item: Loans by Affiliates	
	Num of Loans	Amount (000s)	Num of Loans	Amount (000s)	Num of Loans	Amount (000s)	Num of Loans	Amount (000s)	Num of Loans	Amount (000s)
ALLEN COUNTY (003), KY										
MSA 14540										
Outside Assessment Area										
Low Income	0	0	0	0	0	0	0	0	0	0
Moderate Income	3	56	0	0	0	0	3	56	0	0
Middle Income	0	0	0	0	0	0	0	0	0	0
Upper Income	0	0	0	0	0	0	0	0	0	0
Income Not Known	0	0	0	0	0	0	0	0	0	0
Tract Not Known	0	0	0	0	0	0	0	0	0	0
County Total	3	56	0	0	0	0	3	56	0	0
BARREN COUNTY (009), KY										
MSA NA										
Outside Assessment Area										
Low Income	0	0	0	0	0	0	0	0	0	0
Moderate Income	0	0	0	0	0	0	0	0	0	0
Middle Income	2	23	0	0	0	0	2	23	0	0
Upper Income	0	0	0	0	0	0	0	0	0	0
Income Not Known	0	0	0	0	0	0	0	0	0	0
Tract Not Known	0	0	0	0	0	0	0	0	0	0
County Total	2	23	0	0	0	0	2	23	0	0
TOTAL INSIDE AA IN STATE	0	0	0	0	0	0	0	0	0	0
TOTAL OUTSIDE AA IN STATE	5	79	0	0	0	0	5	79	0	0
STATE TOTAL	5	79	0	0	0	0	5	79	0	0

2018 Institution Disclosure Statement - Table 1-1

Loans by County

Small Business Loans - Originations

Institution: CITIZENS BANK OF LAFAYETTE

Respondent ID: 0000001711
Agency: FDIC - 3
State: LOUISIANA (22)

Area Income Characteristics	Loan Amount at Origination <=$100,000		Loan Amount at Origination >$100,000 But <=$250,000		Loan Amount at Origination >$250,000		Loans to Businesses with Gross Annual Revenues <= $1 Million		Memo Item: Loans by Affiliates	
	Num of Loans	Amount (000s)	Num of Loans	Amount (000s)	Num of Loans	Amount (000s)	Num of Loans	Amount (000s)	Num of Loans	Amount (000s)
ORLEANS PARISH (071), LA										
MSA 35380										
Outside Assessment Area										
Low Income	0	0	0	0	0	0	0	0	0	0
Moderate Income	0	0	0	0	0	0	0	0	0	0
Middle Income	0	0	0	0	0	0	0	0	0	0
Upper Income	6	124	2	212	0	0	8	336	0	0
Income Not Known	0	0	0	0	0	0	0	0	0	0
Tract Not Known	0	0	0	0	0	0	0	0	0	0
County Total	6	124	2	212	0	0	8	336	0	0
TOTAL INSIDE AA IN STATE	0	0	0	0	0	0	0	0	0	0
TOTAL OUTSIDE AA IN STATE	6	124	2	212	0	0	8	336	0	0
STATE TOTAL	6	124	2	212	0	0	8	336	0	0

2018 Institution Disclosure Statement - Table 1-1
Loans by County
Small Business Loans - Originations
Institution: CITIZENS BANK OF LAFAYETTE

Respondent ID: 0000001711
Agency: FDIC - 3
State: TENNESSEE (47)

Area Income Characteristics	Loan Amount at Origination <=$100,000		Loan Amount at Origination >$100,000 But <=$250,000		Loan Amount at Origination >$250,000		Loans to Businesses with Gross Annual Revenues <= $1 Million		Memo Item: Loans by Affiliates	
	Num of Loans	Amount (000s)	Num of Loans	Amount (000s)	Num of Loans	Amount (000s)	Num of Loans	Amount (000s)	Num of Loans	Amount (000s)
BEDFORD COUNTY (003), TN										
MSA NA										
Inside AA 0008										
Low Income	0	0	0	0	0	0	0	0	0	0
Moderate Income	5	116	0	0	1	311	4	91	0	0
Middle Income	30	920	3	461	9	3,996	33	3,171	0	0
Upper Income	4	107	0	0	0	0	4	107	0	0
Income Not Known	0	0	0	0	0	0	0	0	0	0
Tract Not Known	0	0	0	0	0	0	0	0	0	0
County Total	39	1,143	3	461	10	4,307	41	3,369	0	0
CANNON COUNTY (015), TN										
MSA 34980										
Outside Assessment Area										
Low Income	0	0	0	0	0	0	0	0	0	0
Moderate Income	5	139	0	0	0	0	5	139	0	0
Middle Income	1	11	0	0	0	0	1	11	0	0
Upper Income	0	0	0	0	0	0	0	0	0	0
Income Not Known	0	0	0	0	0	0	0	0	0	0
Tract Not Known	0	0	0	0	0	0	0	0	0	0
County Total	6	150	0	0	0	0	6	150	0	0
CLAY COUNTY (027), TN										
MSA NA										
Inside AA 0005										
Low Income	0	0	0	0	0	0	0	0	0	0
Moderate Income	21	473	0	0	1	700	22	1,173	0	0
Middle Income	5	110	2	254	0	0	7	364	0	0
Upper Income	0	0	0	0	0	0	0	0	0	0
Income Not Known	0	0	0	0	0	0	0	0	0	0
Tract Not Known	0	0	0	0	0	0	0	0	0	0
County Total	26	583	2	254	1	700	29	1,537	0	0

2018 Institution Disclosure Statement - Table 1-1
Loans by County
Small Business Loans - Originations
Institution: CITIZENS BANK OF LAFAYETTE

Respondent ID: 0000001711
Agency: FDIC - 3
State: TENNESSEE (47)

Area Income Characteristics	Loan Amount at Origination <=$100,000		Loan Amount at Origination >$100,000 But <=$250,000		Loan Amount at Origination >$250,000		Loans to Businesses with Gross Annual Revenues <= $1 Million		Memo Item: Loans by Affiliates	
	Num of Loans	Amount (000s)	Num of Loans	Amount (000s)	Num of Loans	Amount (000s)	Num of Loans	Amount (000s)	Num of Loans	Amount (000s)
COFFEE COUNTY (031), TN										
MSA NA										
Inside AA 0009										
Low Income	0	0	0	0	0	0	0	0	0	0
Moderate Income	7	369	4	690	1	662	11	1,631	0	0
Middle Income	6	188	3	466	2	608	10	956	0	0
Upper Income	9	283	2	461	2	867	12	1,111	0	0
Income Not Known	0	0	0	0	0	0	0	0	0	0
Tract Not Known	0	0	0	0	0	0	0	0	0	0
County Total	22	840	9	1,617	5	2,137	33	3,698	0	0
CUMBERLAND COUNTY (035), TN										
MSA NA										
Outside Assessment Area										
Low Income	0	0	0	0	0	0	0	0	0	0
Moderate Income	0	0	0	0	0	0	0	0	0	0
Middle Income	2	45	0	0	1	488	3	533	0	0
Upper Income	0	0	0	0	0	0	0	0	0	0
Income Not Known	0	0	0	0	0	0	0	0	0	0
Tract Not Known	0	0	0	0	0	0	0	0	0	0
County Total	2	45	0	0	1	488	3	533	0	0

2018 Institution Disclosure Statement - Table 1-1
Loans by County
Small Business Loans - Originations
Institution: CITIZENS BANK OF LAFAYETTE

Respondent ID: 0000001711
Agency: FDIC - 3
State: TENNESSEE (47)

Area Income Characteristics	Loan Amount at Origination <=$100,000		Loan Amount at Origination >$100,000 But <=$250,000		Loan Amount at Origination >$250,000		Loans to Businesses with Gross Annual Revenues <= $1 Million		Memo Item: Loans by Affiliates	
	Num of Loans	Amount (000s)	Num of Loans	Amount (000s)	Num of Loans	Amount (000s)	Num of Loans	Amount (000s)	Num of Loans	Amount (000s)
DAVIDSON COUNTY (037), TN										
MSA 34980										
Outside Assessment Area										
Median Family Income < 10%	0	0	0	0	0	0	0	0	0	0
Median Family Income 10-20%	0	0	1	151	0	0	1	151	0	0
Median Family Income 20-30%	0	0	0	0	0	0	0	0	0	0
Median Family Income 30-40%	0	0	0	0	0	0	0	0	0	0
Median Family Income 40-50%	0	0	0	0	1	750	1	750	0	0
Median Family Income 50-60%	1	20	0	0	1	320	2	340	0	0
Median Family Income 60-70%	0	0	0	0	0	0	0	0	0	0
Median Family Income 70-80%	0	0	0	0	0	0	0	0	0	0
Median Family Income 80-90%	0	0	0	0	1	314	1	314	0	0
Median Family Income 90-100%	0	0	0	0	0	0	0	0	0	0
Median Family Income 100-110%	0	0	0	0	0	0	0	0	0	0
Median Family Income 110-120%	0	0	0	0	0	0	0	0	0	0
Median Family Income >= 120%	1	100	0	0	2	1,300	2	400	0	0
Median Family Income Not Known	0	0	0	0	0	0	0	0	0	0
Tract Not Known	0	0	0	0	0	0	0	0	0	0
County Total	2	120	1	151	5	2,684	7	1,955	0	0
DEKALB COUNTY (041), TN										
MSA NA										
Inside AA 0007										
Low Income	0	0	0	0	0	0	0	0	0	0
Moderate Income	0	0	0	0	0	0	0	0	0	0
Middle Income	15	508	2	336	0	0	17	844	0	0
Upper Income	14	411	1	150	0	0	15	561	0	0
Income Not Known	0	0	0	0	0	0	0	0	0	0
Tract Not Known	0	0	0	0	0	0	0	0	0	0
County Total	29	919	3	486	0	0	32	1,405	0	0

2018 Institution Disclosure Statement - Table 1-1
Loans by County
Small Business Loans - Originations
Institution: CITIZENS BANK OF LAFAYETTE

Respondent ID: 0000001711
Agency: FDIC - 3
State: TENNESSEE (47)

Area Income Characteristics	Loan Amount at Origination <=$100,000		Loan Amount at Origination >$100,000 But <=$250,000		Loan Amount at Origination >$250,000		Loans to Businesses with Gross Annual Revenues <= $1 Million		Memo Item: Loans by Affiliates	
	Num of Loans	Amount (000s)	Num of Loans	Amount (000s)	Num of Loans	Amount (000s)	Num of Loans	Amount (000s)	Num of Loans	Amount (000s)
FENTRESS COUNTY (049), TN										
MSA NA										
Outside Assessment Area										
Low Income	0	0	0	0	0	0	0	0	0	0
Moderate Income	0	0	1	113	0	0	1	113	0	0
Middle Income	1	30	0	0	0	0	1	30	0	0
Upper Income	0	0	0	0	0	0	0	0	0	0
Income Not Known	0	0	0	0	0	0	0	0	0	0
Tract Not Known	0	0	0	0	0	0	0	0	0	0
County Total	1	30	1	113	0	0	2	143	0	0
FRANKLIN COUNTY (051), TN										
MSA NA										
Inside AA 0010										
Low Income	0	0	0	0	0	0	0	0	0	0
Moderate Income	0	0	0	0	0	0	0	0	0	0
Middle Income	5	136	2	248	4	2,260	9	1,489	0	0
Upper Income	4	125	1	180	0	0	5	305	0	0
Income Not Known	0	0	0	0	0	0	0	0	0	0
Tract Not Known	0	0	0	0	0	0	0	0	0	0
County Total	9	261	3	428	4	2,260	14	1,794	0	0
GRUNDY COUNTY (061), TN										
MSA NA										
Outside Assessment Area										
Low Income	0	0	0	0	0	0	0	0	0	0
Moderate Income	0	0	0	0	0	0	0	0	0	0
Middle Income	0	0	0	0	0	0	0	0	0	0
Upper Income	1	56	0	0	0	0	1	56	0	0
Income Not Known	0	0	0	0	0	0	0	0	0	0
Tract Not Known	0	0	0	0	0	0	0	0	0	0
County Total	1	56	0	0	0	0	1	56	0	0

2018 Institution Disclosure Statement - Table 1-1
Loans by County
Small Business Loans - Originations
Institution: CITIZENS BANK OF LAFAYETTE

Respondent ID: 0000001711
Agency: FDIC - 3
State: TENNESSEE (47)

Area Income Characteristics	Loan Amount at Origination <=$100,000		Loan Amount at Origination >$100,000 But <=$250,000		Loan Amount at Origination >$250,000		Loans to Businesses with Gross Annual Revenues <= $1 Million		Memo Item: Loans by Affiliates	
	Num of Loans	Amount (000s)	Num of Loans	Amount (000s)	Num of Loans	Amount (000s)	Num of Loans	Amount (000s)	Num of Loans	Amount (000s)
HAMILTON COUNTY (065), TN										
MSA 16860										
Outside Assessment Area										
Low Income	0	0	0	0	0	0	0	0	0	0
Moderate Income	0	0	0	0	0	0	0	0	0	0
Middle Income	0	0	0	0	1	500	0	0	0	0
Upper Income	1	61	0	0	1	420	2	481	0	0
Income Not Known	0	0	0	0	0	0	0	0	0	0
Tract Not Known	0	0	0	0	0	0	0	0	0	0
County Total	1	61	0	0	2	920	2	481	0	0
JACKSON COUNTY (087), TN										
MSA NA										
Inside AA 0006										
Low Income	0	0	0	0	0	0	0	0	0	0
Moderate Income	3	94	0	0	0	0	3	94	0	0
Middle Income	26	531	0	0	0	0	25	516	0	0
Upper Income	0	0	0	0	0	0	0	0	0	0
Income Not Known	0	0	0	0	0	0	0	0	0	0
Tract Not Known	0	0	0	0	0	0	0	0	0	0
County Total	29	625	0	0	0	0	28	610	0	0
MACON COUNTY (111), TN										
MSA 34980										
Inside AA 0002										
Low Income	0	0	0	0	0	0	0	0	0	0
Moderate Income	71	1,798	5	1,140	4	1,452	78	4,133	0	0
Middle Income	24	671	2	213	0	0	26	884	0	0
Upper Income	0	0	0	0	0	0	0	0	0	0
Income Not Known	0	0	0	0	0	0	0	0	0	0
Tract Not Known	0	0	0	0	0	0	0	0	0	0
County Total	95	2,469	7	1,353	4	1,452	104	5,017	0	0

2018 Institution Disclosure Statement - Table 1-1

Loans by County

Small Business Loans - Originations

Institution: CITIZENS BANK OF LAFAYETTE

Respondent ID: 0000001711
Agency: FDIC - 3
State: TENNESSEE (47)

Area Income Characteristics	Loan Amount at Origination <=$100,000		Loan Amount at Origination >$100,000 But <=$250,000		Loan Amount at Origination >$250,000		Loans to Businesses with Gross Annual Revenues <= $1 Million		Memo Item: Loans by Affiliates	
	Num of Loans	Amount (000s)	Num of Loans	Amount (000s)	Num of Loans	Amount (000s)	Num of Loans	Amount (000s)	Num of Loans	Amount (000s)
MARSHALL COUNTY (117), TN										
MSA NA										
Outside Assessment Area										
Low Income	0	0	0	0	0	0	0	0	0	0
Moderate Income	0	0	0	0	0	0	0	0	0	0
Middle Income	0	0	0	0	0	0	0	0	0	0
Upper Income	0	0	1	150	0	0	0	0	0	0
Income Not Known	0	0	0	0	0	0	0	0	0	0
Tract Not Known	0	0	0	0	0	0	0	0	0	0
County Total	0	0	1	150	0	0	0	0	0	0
MOORE COUNTY (127), TN										
MSA NA										
Outside Assessment Area										
Low Income	0	0	0	0	0	0	0	0	0	0
Moderate Income	0	0	0	0	0	0	0	0	0	0
Middle Income	1	52	0	0	0	0	1	52	0	0
Upper Income	2	20	0	0	0	0	2	20	0	0
Income Not Known	0	0	0	0	0	0	0	0	0	0
Tract Not Known	0	0	0	0	0	0	0	0	0	0
County Total	3	72	0	0	0	0	3	72	0	0
PUTNAM COUNTY (141), TN										
MSA NA										
Outside Assessment Area										
Low Income	0	0	0	0	0	0	0	0	0	0
Moderate Income	0	0	0	0	0	0	0	0	0	0
Middle Income	3	87	1	150	0	0	4	237	0	0
Upper Income	3	195	1	140	0	0	4	335	0	0
Income Not Known	0	0	0	0	0	0	0	0	0	0
Tract Not Known	0	0	0	0	0	0	0	0	0	0
County Total	6	282	2	290	0	0	8	572	0	0

2018 Institution Disclosure Statement - Table 1-1
Loans by County
Small Business Loans - Originations
Institution: CITIZENS BANK OF LAFAYETTE

Respondent ID: 0000001711
Agency: FDIC - 3
State: TENNESSEE (47)

Area Income Characteristics	Loan Amount at Origination <=$100,000		Loan Amount at Origination >$100,000 But <=$250,000		Loan Amount at Origination >$250,000		Loans to Businesses with Gross Annual Revenues <= $1 Million		Memo Item: Loans by Affiliates	
	Num of Loans	Amount (000s)	Num of Loans	Amount (000s)	Num of Loans	Amount (000s)	Num of Loans	Amount (000s)	Num of Loans	Amount (000s)
ROBERTSON COUNTY (147), TN										
MSA 34980										
Outside Assessment Area										
Low Income	0	0	0	0	0	0	0	0	0	0
Moderate Income	0	0	0	0	0	0	0	0	0	0
Middle Income	2	99	0	0	0	0	2	99	0	0
Upper Income	0	0	0	0	0	0	0	0	0	0
Income Not Known	0	0	0	0	0	0	0	0	0	0
Tract Not Known	0	0	0	0	0	0	0	0	0	0
County Total	2	99	0	0	0	0	2	99	0	0
RUTHERFORD COUNTY (149), TN										
MSA 34980										
Outside Assessment Area										
Low Income	1	58	1	212	0	0	2	270	0	0
Moderate Income	0	0	0	0	3	1,784	2	1,334	0	0
Middle Income	5	131	1	155	0	0	6	286	0	0
Upper Income	0	0	0	0	0	0	0	0	0	0
Income Not Known	0	0	0	0	0	0	0	0	0	0
Tract Not Known	0	0	0	0	0	0	0	0	0	0
County Total	6	189	2	367	3	1,784	10	1,890	0	0
SMITH COUNTY (159), TN										
MSA 34980										
Inside AA 0003										
Low Income	0	0	0	0	0	0	0	0	0	0
Moderate Income	5	104	1	101	1	460	7	665	0	0
Middle Income	5	50	1	210	0	0	6	260	0	0
Upper Income	0	0	0	0	0	0	0	0	0	0
Income Not Known	0	0	0	0	0	0	0	0	0	0
Tract Not Known	0	0	0	0	0	0	0	0	0	0
County Total	10	154	2	311	1	460	13	925	0	0

2018 Institution Disclosure Statement - Table 1-1

Loans by County

Small Business Loans - Originations

Institution: CITIZENS BANK OF LAFAYETTE

Respondent ID: 0000001711

Agency: FDIC - 3

State: TENNESSEE (47)

Area Income Characteristics	Loan Amount at Origination <=$100,000		Loan Amount at Origination >$100,000 But <=$250,000		Loan Amount at Origination >$250,000		Loans to Businesses with Gross Annual Revenues <= $1 Million		Memo Item: Loans by Affiliates	
	Num of Loans	Amount (000s)	Num of Loans	Amount (000s)	Num of Loans	Amount (000s)	Num of Loans	Amount (000s)	Num of Loans	Amount (000s)
SUMNER COUNTY (165), TN 2/										
MSA 34980										
Inside AA 0001										
Low Income	0	0	0	0	0	0	0	0	0	0
Moderate Income	19	486	1	120	1	400	21	1,006	0	0
Middle Income	14	285	1	175	0	0	15	460	0	0
Upper Income	0	0	0	0	0	0	0	0	0	0
Income Not Known	0	0	0	0	0	0	0	0	0	0
Tract Not Known	0	0	0	0	0	0	0	0	0	0
County Total	33	771	2	295	1	400	36	1,466	0	0
Outside Assessment Area										
Low Income	0	0	0	0	0	0	0	0	0	0
Moderate Income	5	100	1	132	0	0	6	232	0	0
Middle Income	8	123	0	0	0	0	8	123	0	0
Upper Income	2	117	0	0	1	300	3	417	0	0
Income Not Known	0	0	0	0	0	0	0	0	0	0
Tract Not Known	0	0	0	0	0	0	0	0	0	0
County Total	15	340	1	132	1	300	17	772	0	0
Totals For County: (165) 2/										
Low Income	0	0	0	0	0	0	0	0	0	0
Moderate Income	24	586	2	252	1	400	27	1,238	0	0
Middle Income	22	408	1	175	0	0	23	583	0	0
Upper Income	2	117	0	0	1	300	3	417	0	0
Income Not Known	0	0	0	0	0	0	0	0	0	0
Tract Not Known	0	0	0	0	0	0	0	0	0	0
County Total	48	1,111	3	427	2	700	53	2,238	0	0

Footnote:

2/ County only partially included in the institution's assessment area(s). At least one census tract in the county is not included in the institution's assessment area definition.

2018 Institution Disclosure Statement - Table 1-1

Loans by County

Small Business Loans - Originations

Institution: CITIZENS BANK OF LAFAYETTE

Respondent ID: 0000001711

Agency: FDIC - 3

State: TENNESSEE (47)

Area Income Characteristics	Loan Amount at Origination <=$100,000		Loan Amount at Origination >$100,000 But <=$250,000		Loan Amount at Origination >$250,000		Loans to Businesses with Gross Annual Revenues <= $1 Million		Memo Item: Loans by Affiliates	
	Num of Loans	Amount (000s)	Num of Loans	Amount (000s)	Num of Loans	Amount (000s)	Num of Loans	Amount (000s)	Num of Loans	Amount (000s)
TROUSDALE COUNTY (169), TN										
MSA 34980										
Outside Assessment Area										
Low Income	0	0	0	0	0	0	0	0	0	0
Moderate Income	2	108	0	0	1	629	3	737	0	0
Middle Income	4	104	1	210	0	0	5	314	0	0
Upper Income	0	0	0	0	0	0	0	0	0	0
Income Not Known	0	0	0	0	0	0	0	0	0	0
Tract Not Known	0	0	0	0	0	0	0	0	0	0
County Total	6	212	1	210	1	629	8	1,051	0	0
WARREN COUNTY (177), TN										
MSA NA										
Outside Assessment Area										
Low Income	0	0	0	0	0	0	0	0	0	0
Moderate Income	0	0	0	0	2	1,395	1	800	0	0
Middle Income	3	40	0	0	0	0	3	40	0	0
Upper Income	0	0	0	0	0	0	0	0	0	0
Income Not Known	0	0	0	0	0	0	0	0	0	0
Tract Not Known	0	0	0	0	0	0	0	0	0	0
County Total	3	40	0	0	2	1,395	4	840	0	0
WHITE COUNTY (185), TN										
MSA NA										
Outside Assessment Area										
Low Income	0	0	0	0	0	0	0	0	0	0
Moderate Income	0	0	1	104	0	0	1	104	0	0
Middle Income	1	100	0	0	0	0	1	100	0	0
Upper Income	0	0	0	0	0	0	0	0	0	0
Income Not Known	0	0	0	0	0	0	0	0	0	0
Tract Not Known	0	0	0	0	0	0	0	0	0	0
County Total	1	100	1	104	0	0	2	204	0	0

Footnote:

2/ County only partially included in the institution's assessment area(s). At least one census tract in the county is not included in the institution's assessment area definition.

2018 Institution Disclosure Statement - Table 1-1
Loans by County
Small Business Loans - Originations
Institution: CITIZENS BANK OF LAFAYETTE

Respondent ID: 0000001711
Agency: FDIC - 3
State: TENNESSEE (47)

Area Income Characteristics	Loan Amount at Origination <=$100,000		Loan Amount at Origination >$100,000 But <=$250,000		Loan Amount at Origination >$250,000		Loans to Businesses with Gross Annual Revenues <= $1 Million		Memo Item: Loans by Affiliates	
	Num of Loans	Amount (000s)	Num of Loans	Amount (000s)	Num of Loans	Amount (000s)	Num of Loans	Amount (000s)	Num of Loans	Amount (000s)
WILSON COUNTY (189), TN 2/										
MSA 34980										
Inside AA 0004										
Low Income	2	26	1	144	1	400	4	570	0	0
Moderate Income	13	354	3	442	5	3,703	19	4,399	0	0
Middle Income	5	150	0	0	0	0	5	150	0	0
Upper Income	0	0	0	0	0	0	0	0	0	0
Income Not Known	0	0	0	0	0	0	0	0	0	0
Tract Not Known	0	0	0	0	0	0	0	0	0	0
County Total	20	530	4	586	6	4,103	28	5,119	0	0
Outside Assessment Area										
Moderate Income	0	0	0	0	0	0	0	0	0	0
Middle Income	18	437	1	200	2	751	20	918	0	0
Upper Income	2	122	1	248	3	1,279	6	1,649	0	0
Income Not Known	0	0	0	0	0	0	0	0	0	0
Tract Not Known	0	0	0	0	0	0	0	0	0	0
County Total	20	559	2	448	5	2,030	26	2,567	0	0
Totals For County: (189) 2/										
Low Income	2	26	1	144	1	400	4	570	0	0
Moderate Income	13	354	3	442	5	3,703	19	4,399	0	0
Middle Income	23	587	1	200	2	751	25	1,068	0	0
Upper Income	2	122	1	248	3	1,279	6	1,649	0	0
Income Not Known	0	0	0	0	0	0	0	0	0	0
Tract Not Known	0	0	0	0	0	0	0	0	0	0
County Total	40	1,089	6	1,034	11	6,133	54	7,686	0	0
TOTAL INSIDE AA IN STATE	312	8,295	35	5,791	32	15,819	358	24,940	0	0
TOTAL OUTSIDE AA IN STATE	75	2,355	12	1,965	20	10,230	101	11,385	0	0
STATE TOTAL	387	10,650	47	7,756	52	26,049	459	36,325	0	0
TOTAL ACROSS ALL STATES										
TOTAL INSIDE AA	312	8,295	35	5,791	32	15,819	358	24,940	0	0
TOTAL OUTSIDE AA	88	2,738	14	2,177	20	10,230	116	11,980	0	0
TOTAL INSIDE & OUTSIDE	400	11,033	49	7,968	52	26,049	474	36,920	0	0

Footnote:

2/ County only partially included in the institution's assessment area(s). At least one census tract in the county is not included in the institution's assessment area definition.

2018 Institution Disclosure Statement - Table 2-1
Loans by County
Small Farm Loans - Originations
Institution: CITIZENS BANK OF LAFAYETTE

Respondent ID: 0000001711
Agency: FDIC - 3
State: GEORGIA (13)

Area Income Characteristics	Loan Amount at Origination <=$100,000		Loan Amount at Origination >$100,000 But <=$250,000		Loan Amount at Origination >$250,000		Loans to Farms with Gross Annual Revenues <= $1 Million		Memo Item: Loans by Affiliates	
	Num of Loans	Amount (000s)	Num of Loans	Amount (000s)	Num of Loans	Amount (000s)	Num of Loans	Amount (000s)	Num of Loans	Amount (000s)
FORSYTH COUNTY (117), GA										
MSA 12060										
Outside Assessment Area										
Low Income	0	0	0	0	0	0	0	0	0	0
Moderate Income	0	0	0	0	0	0	0	0	0	0
Middle Income	0	0	0	0	0	0	0	0	0	0
Upper Income	1	95	0	0	0	0	1	95	0	0
Income Not Known	0	0	0	0	0	0	0	0	0	0
Tract Not Known	0	0	0	0	0	0	0	0	0	0
County Total	1	95	0	0	0	0	1	95	0	0
TOTAL INSIDE AA IN STATE	0	0	0	0	0	0	0	0	0	0
TOTAL OUTSIDE AA IN STATE	1	95	0	0	0	0	1	95	0	0
STATE TOTAL	1	95	0	0	0	0	1	95	0	0

2018 Institution Disclosure Statement - Table 2-1
Loans by County
Small Farm Loans - Originations
Institution: CITIZENS BANK OF LAFAYETTE

Respondent ID: 0000001711
Agency: FDIC - 3
State: KENTUCKY (21)

Area Income Characteristics	Loan Amount at Origination <=$100,000		Loan Amount at Origination >$100,000 But <=$250,000		Loan Amount at Origination >$250,000		Loans to Farms with Gross Annual Revenues <= $1 Million		Memo Item: Loans by Affiliates	
	Num of Loans	Amount (000s)	Num of Loans	Amount (000s)	Num of Loans	Amount (000s)	Num of Loans	Amount (000s)	Num of Loans	Amount (000s)
ALLEN COUNTY (003), KY										
MSA 14540										
Outside Assessment Area										
Low Income	0	0	0	0	0	0	0	0	0	0
Moderate Income	2	18	0	0	0	0	2	18	0	0
Middle Income	9	303	1	106	0	0	10	409	0	0
Upper Income	2	27	0	0	0	0	2	27	0	0
Income Not Known	0	0	0	0	0	0	0	0	0	0
Tract Not Known	0	0	0	0	0	0	0	0	0	0
County Total	13	348	1	106	0	0	14	454	0	0
BARREN COUNTY (009), KY										
MSA NA										
Outside Assessment Area										
Low Income	0	0	0	0	0	0	0	0	0	0
Moderate Income	0	0	0	0	0	0	0	0	0	0
Middle Income	1	6	0	0	0	0	1	6	0	0
Upper Income	0	0	0	0	0	0	0	0	0	0
Income Not Known	0	0	0	0	0	0	0	0	0	0
Tract Not Known	0	0	0	0	0	0	0	0	0	0
County Total	1	6	0	0	0	0	1	6	0	0
MONROE COUNTY (171), KY										
MSA NA										
Outside Assessment Area										
Low Income	0	0	0	0	0	0	0	0	0	0
Moderate Income	2	8	0	0	1	500	3	508	0	0
Middle Income	0	0	1	160	0	0	1	160	0	0
Upper Income	0	0	0	0	0	0	0	0	0	0
Income Not Known	0	0	0	0	0	0	0	0	0	0
Tract Not Known	0	0	0	0	0	0	0	0	0	0
County Total	2	8	1	160	1	500	4	668	0	0
TOTAL INSIDE AA IN STATE	0	0	0	0	0	0	0	0	0	0

2018 Institution Disclosure Statement - Table 2-1
Loans by County
Small Farm Loans - Originations
Institution: CITIZENS BANK OF LAFAYETTE

Respondent ID: 0000001711
Agency: FDIC - 3
State: KENTUCKY (21)

Area Income Characteristics	Loan Amount at Origination <=$100,000		Loan Amount at Origination >$100,000 But <=$250,000		Loan Amount at Origination >$250,000		Loans to Farms with Gross Annual Revenues <= $1 Million		Memo Item: Loans by Affiliates	
	Num of Loans	Amount (000s)	Num of Loans	Amount (000s)	Num of Loans	Amount (000s)	Num of Loans	Amount (000s)	Num of Loans	Amount (000s)
TOTAL OUTSIDE AA IN STATE	16	362	2	266	1	500	19	1,128	0	0
STATE TOTAL	16	362	2	266	1	500	19	1,128	0	0

2018 Institution Disclosure Statement - Table 2-1
Loans by County
Small Farm Loans - Originations
Institution: CITIZENS BANK OF LAFAYETTE

Respondent ID: 0000001711
Agency: FDIC - 3
State: TENNESSEE (47)

Area Income Characteristics	Loan Amount at Origination <=$100,000		Loan Amount at Origination >$100,000 But <=$250,000		Loan Amount at Origination >$250,000		Loans to Farms with Gross Annual Revenues <= $1 Million		Memo Item: Loans by Affiliates	
	Num of Loans	Amount (000s)	Num of Loans	Amount (000s)	Num of Loans	Amount (000s)	Num of Loans	Amount (000s)	Num of Loans	Amount (000s)
BEDFORD COUNTY (003), TN										
MSA NA										
Inside AA 0008										
Low Income	0	0	0	0	0	0	0	0	0	0
Moderate Income	0	0	0	0	0	0	0	0	0	0
Middle Income	7	153	2	395	1	383	9	906	0	0
Upper Income	2	20	0	0	0	0	2	20	0	0
Income Not Known	0	0	0	0	0	0	0	0	0	0
Tract Not Known	0	0	0	0	0	0	0	0	0	0
County Total	9	173	2	395	1	383	11	926	0	0
CANNON COUNTY (015), TN										
MSA 34980										
Outside Assessment Area										
Low Income	0	0	0	0	0	0	0	0	0	0
Moderate Income	5	87	0	0	0	0	5	87	0	0
Middle Income	6	142	0	0	0	0	6	142	0	0
Upper Income	0	0	0	0	0	0	0	0	0	0
Income Not Known	0	0	0	0	0	0	0	0	0	0
Tract Not Known	0	0	0	0	0	0	0	0	0	0
County Total	11	229	0	0	0	0	11	229	0	0
CLAY COUNTY (027), TN										
MSA NA										
Inside AA 0005										
Low Income	0	0	0	0	0	0	0	0	0	0
Moderate Income	4	45	0	0	0	0	4	45	0	0
Middle Income	25	333	2	286	3	1,392	29	1,900	0	0
Upper Income	0	0	0	0	0	0	0	0	0	0
Income Not Known	0	0	0	0	0	0	0	0	0	0
Tract Not Known	0	0	0	0	0	0	0	0	0	0
County Total	29	378	2	286	3	1,392	33	1,945	0	0

2018 Institution Disclosure Statement - Table 2-1
Loans by County
Small Farm Loans - Originations
Institution: CITIZENS BANK OF LAFAYETTE

Respondent ID: 0000001711
Agency: FDIC - 3
State: TENNESSEE (47)

Area Income Characteristics	Loan Amount at Origination <=$100,000		Loan Amount at Origination >$100,000 But <=$250,000		Loan Amount at Origination >$250,000		Loans to Farms with Gross Annual Revenues <= $1 Million		Memo Item: Loans by Affiliates	
	Num of Loans	Amount (000s)	Num of Loans	Amount (000s)	Num of Loans	Amount (000s)	Num of Loans	Amount (000s)	Num of Loans	Amount (000s)
COFFEE COUNTY (031), TN										
MSA NA										
Inside AA 0009										
Low Income	0	0	0	0	0	0	0	0	0	0
Moderate Income	0	0	0	0	0	0	0	0	0	0
Middle Income	1	53	3	518	0	0	4	571	0	0
Upper Income	1	10	0	0	1	292	2	302	0	0
Income Not Known	0	0	0	0	0	0	0	0	0	0
Tract Not Known	0	0	0	0	0	0	0	0	0	0
County Total	2	63	3	518	1	292	6	873	0	0
DEKALB COUNTY (041), TN										
MSA NA										
Inside AA 0007										
Low Income	0	0	0	0	0	0	0	0	0	0
Moderate Income	0	0	0	0	0	0	0	0	0	0
Middle Income	11	248	0	0	0	0	11	248	0	0
Upper Income	11	195	0	0	0	0	11	195	0	0
Income Not Known	0	0	0	0	0	0	0	0	0	0
Tract Not Known	0	0	0	0	0	0	0	0	0	0
County Total	22	443	0	0	0	0	22	443	0	0
FRANKLIN COUNTY (051), TN										
MSA NA										
Inside AA 0010										
Low Income	0	0	0	0	0	0	0	0	0	0
Moderate Income	0	0	0	0	0	0	0	0	0	0
Middle Income	6	300	0	0	0	0	6	300	0	0
Upper Income	2	38	0	0	0	0	2	38	0	0
Income Not Known	0	0	0	0	0	0	0	0	0	0
Tract Not Known	0	0	0	0	0	0	0	0	0	0
County Total	8	338	0	0	0	0	8	338	0	0

2018 Institution Disclosure Statement - Table 2-1
Loans by County
Small Farm Loans - Originations
Institution: CITIZENS BANK OF LAFAYETTE

Respondent ID: 0000001711
Agency: FDIC - 3
State: TENNESSEE (47)

Area Income Characteristics	Loan Amount at Origination <=$100,000		Loan Amount at Origination >$100,000 But <=$250,000		Loan Amount at Origination >$250,000		Loans to Farms with Gross Annual Revenues <= $1 Million		Memo Item: Loans by Affiliates	
	Num of Loans	Amount (000s)	Num of Loans	Amount (000s)	Num of Loans	Amount (000s)	Num of Loans	Amount (000s)	Num of Loans	Amount (000s)
GRUNDY COUNTY (061), TN										
MSA NA										
Outside Assessment Area										
Low Income	0	0	0	0	0	0	0	0	0	0
Moderate Income	0	0	0	0	0	0	0	0	0	0
Middle Income	0	0	0	0	0	0	0	0	0	0
Upper Income	0	0	0	0	1	310	1	310	0	0
Income Not Known	0	0	0	0	0	0	0	0	0	0
Tract Not Known	0	0	0	0	0	0	0	0	0	0
County Total	0	0	0	0	1	310	1	310	0	0
JACKSON COUNTY (087), TN										
MSA NA										
Inside AA 0006										
Low Income	0	0	0	0	0	0	0	0	0	0
Moderate Income	5	162	0	0	0	0	5	162	0	0
Middle Income	31	528	2	285	0	0	33	813	0	0
Upper Income	0	0	0	0	0	0	0	0	0	0
Income Not Known	0	0	0	0	0	0	0	0	0	0
Tract Not Known	0	0	0	0	0	0	0	0	0	0
County Total	36	690	2	285	0	0	38	975	0	0
LINCOLN COUNTY (103), TN										
MSA NA										
Outside Assessment Area										
Low Income	0	0	0	0	0	0	0	0	0	0
Moderate Income	0	0	0	0	0	0	0	0	0	0
Middle Income	0	0	1	119	0	0	1	119	0	0
Upper Income	0	0	0	0	0	0	0	0	0	0
Income Not Known	0	0	0	0	0	0	0	0	0	0
Tract Not Known	0	0	0	0	0	0	0	0	0	0
County Total	0	0	1	119	0	0	1	119	0	0

2018 Institution Disclosure Statement - Table 2-1
Loans by County
Small Farm Loans - Originations
Institution: CITIZENS BANK OF LAFAYETTE

Respondent ID: 0000001711
Agency: FDIC - 3
State: TENNESSEE (47)

Area Income Characteristics	Loan Amount at Origination <=$100,000		Loan Amount at Origination >$100,000 But <=$250,000		Loan Amount at Origination >$250,000		Loans to Farms with Gross Annual Revenues <= $1 Million		Memo Item: Loans by Affiliates	
	Num of Loans	Amount (000s)	Num of Loans	Amount (000s)	Num of Loans	Amount (000s)	Num of Loans	Amount (000s)	Num of Loans	Amount (000s)
MACON COUNTY (111), TN										
MSA 34980										
Inside AA 0002										
Low Income	0	0	0	0	0	0	0	0	0	0
Moderate Income	68	1,788	8	1,379	4	1,235	80	4,402	0	0
Middle Income	33	1,204	3	554	2	900	38	2,658	0	0
Upper Income	0	0	0	0	0	0	0	0	0	0
Income Not Known	0	0	0	0	0	0	0	0	0	0
Tract Not Known	0	0	0	0	0	0	0	0	0	0
County Total	101	2,992	11	1,933	6	2,135	118	7,060	0	0
MOORE COUNTY (127), TN										
MSA NA										
Outside Assessment Area										
Low Income	0	0	0	0	0	0	0	0	0	0
Moderate Income	0	0	0	0	0	0	0	0	0	0
Middle Income	1	48	0	0	0	0	1	48	0	0
Upper Income	0	0	0	0	0	0	0	0	0	0
Income Not Known	0	0	0	0	0	0	0	0	0	0
Tract Not Known	0	0	0	0	0	0	0	0	0	0
County Total	1	48	0	0	0	0	1	48	0	0
PUTNAM COUNTY (141), TN										
MSA NA										
Outside Assessment Area										
Low Income	0	0	0	0	0	0	0	0	0	0
Moderate Income	0	0	0	0	0	0	0	0	0	0
Middle Income	2	102	0	0	0	0	2	102	0	0
Upper Income	3	34	0	0	0	0	3	34	0	0
Income Not Known	0	0	0	0	0	0	0	0	0	0
Tract Not Known	0	0	0	0	0	0	0	0	0	0
County Total	5	136	0	0	0	0	5	136	0	0

2018 Institution Disclosure Statement - Table 2-1
Loans by County
Small Farm Loans - Originations
Institution: CITIZENS BANK OF LAFAYETTE

Respondent ID: 0000001711
Agency: FDIC - 3
State: TENNESSEE (47)

Area Income Characteristics	Loan Amount at Origination <=$100,000		Loan Amount at Origination >$100,000 But <=$250,000		Loan Amount at Origination >$250,000		Loans to Farms with Gross Annual Revenues <= $1 Million		Memo Item: Loans by Affiliates	
	Num of Loans	Amount (000s)	Num of Loans	Amount (000s)	Num of Loans	Amount (000s)	Num of Loans	Amount (000s)	Num of Loans	Amount (000s)
RUTHERFORD COUNTY (149), TN										
MSA 34980										
Outside Assessment Area										
Low Income	0	0	0	0	0	0	0	0	0	0
Moderate Income	0	0	0	0	0	0	0	0	0	0
Middle Income	0	0	1	191	0	0	1	191	0	0
Upper Income	0	0	0	0	0	0	0	0	0	0
Income Not Known	0	0	0	0	0	0	0	0	0	0
Tract Not Known	0	0	0	0	0	0	0	0	0	0
County Total	0	0	1	191	0	0	1	191	0	0
SMITH COUNTY (159), TN										
MSA 34980										
Inside AA 0003										
Low Income	0	0	0	0	0	0	0	0	0	0
Moderate Income	14	354	4	779	0	0	18	1,133	0	0
Middle Income	18	426	0	0	0	0	18	426	0	0
Upper Income	0	0	0	0	0	0	0	0	0	0
Income Not Known	0	0	0	0	0	0	0	0	0	0
Tract Not Known	0	0	0	0	0	0	0	0	0	0
County Total	32	780	4	779	0	0	36	1,559	0	0

Footnote:

2/ County only partially included in the institution's assessment area(s). At least one census tract in the county is not included in the institution's assessment area definition.

2018 Institution Disclosure Statement - Table 2-1
Loans by County
Small Farm Loans - Originations
Institution: CITIZENS BANK OF LAFAYETTE

Respondent ID: 0000001711
Agency: FDIC - 3
State: TENNESSEE (47)

Area Income Characteristics	Loan Amount at Origination <=$100,000		Loan Amount at Origination >$100,000 But <=$250,000		Loan Amount at Origination >$250,000		Loans to Farms with Gross Annual Revenues <= $1 Million		Memo Item: Loans by Affiliates	
	Num of Loans	Amount (000s)	Num of Loans	Amount (000s)	Num of Loans	Amount (000s)	Num of Loans	Amount (000s)	Num of Loans	Amount (000s)
SUMNER COUNTY (165), TN 2/										
MSA 34980										
Inside AA 0001										
Low Income	0	0	0	0	0	0	0	0	0	0
Moderate Income	11	267	0	0	0	0	11	267	0	0
Middle Income	4	90	2	278	0	0	6	368	0	0
Upper Income	0	0	0	0	0	0	0	0	0	0
Income Not Known	0	0	0	0	0	0	0	0	0	0
Tract Not Known	0	0	0	0	0	0	0	0	0	0
County Total	15	357	2	278	0	0	17	635	0	0
Outside Assessment Area										
Low Income	0	0	0	0	0	0	0	0	0	0
Moderate Income	0	0	0	0	0	0	0	0	0	0
Middle Income	2	46	0	0	0	0	2	46	0	0
Upper Income	0	0	0	0	0	0	0	0	0	0
Income Not Known	0	0	0	0	0	0	0	0	0	0
Tract Not Known	0	0	0	0	0	0	0	0	0	0
County Total	2	46	0	0	0	0	2	46	0	0
Totals For County: (165) 2/										
Low Income	0	0	0	0	0	0	0	0	0	0
Moderate Income	11	267	0	0	0	0	11	267	0	0
Middle Income	6	136	2	278	0	0	8	414	0	0
Upper Income	0	0	0	0	0	0	0	0	0	0
Income Not Known	0	0	0	0	0	0	0	0	0	0
Tract Not Known	0	0	0	0	0	0	0	0	0	0
County Total	17	403	2	278	0	0	19	681	0	0

Footnote:

2/ County only partially included in the institution's assessment area(s). At least one census tract in the county is not included in the institution's assessment area definition.

2018 Institution Disclosure Statement - Table 2-1
Loans by County
Small Farm Loans - Originations
Institution: CITIZENS BANK OF LAFAYETTE

Respondent ID: 0000001711
Agency: FDIC - 3
State: TENNESSEE (47)

Area Income Characteristics	Loan Amount at Origination <=$100,000		Loan Amount at Origination >$100,000 But <=$250,000		Loan Amount at Origination >$250,000		Loans to Farms with Gross Annual Revenues <= $1 Million		Memo Item: Loans by Affiliates	
	Num of Loans	Amount (000s)	Num of Loans	Amount (000s)	Num of Loans	Amount (000s)	Num of Loans	Amount (000s)	Num of Loans	Amount (000s)
TROUSDALE COUNTY (169), TN										
MSA 34980										
Outside Assessment Area										
Low Income	0	0	0	0	0	0	0	0	0	0
Moderate Income	0	0	0	0	0	0	0	0	0	0
Middle Income	5	77	1	108	0	0	6	185	0	0
Upper Income	0	0	0	0	0	0	0	0	0	0
Income Not Known	0	0	0	0	0	0	0	0	0	0
Tract Not Known	0	0	0	0	0	0	0	0	0	0
County Total	5	77	1	108	0	0	6	185	0	0
WARREN COUNTY (177), TN										
MSA NA										
Outside Assessment Area										
Low Income	0	0	0	0	0	0	0	0	0	0
Moderate Income	0	0	0	0	0	0	0	0	0	0
Middle Income	1	25	1	105	0	0	2	130	0	0
Upper Income	1	9	0	0	0	0	1	9	0	0
Income Not Known	0	0	0	0	0	0	0	0	0	0
Tract Not Known	0	0	0	0	0	0	0	0	0	0
County Total	2	34	1	105	0	0	3	139	0	0

Footnote:

2/ County only partially included in the institution's assessment area(s). At least one census tract in the county is not included in the institution's assessment area definition.

2018 Institution Disclosure Statement - Table 2-1
Loans by County
Small Farm Loans - Originations
Institution: CITIZENS BANK OF LAFAYETTE

Respondent ID: 0000001711
Agency: FDIC - 3
State: TENNESSEE (47)

Area Income Characteristics	Loan Amount at Origination <=$100,000		Loan Amount at Origination >$100,000 But <=$250,000		Loan Amount at Origination >$250,000		Loans to Farms with Gross Annual Revenues <= $1 Million		Memo Item: Loans by Affiliates	
	Num of Loans	Amount (000s)	Num of Loans	Amount (000s)	Num of Loans	Amount (000s)	Num of Loans	Amount (000s)	Num of Loans	Amount (000s)
WILSON COUNTY (189), TN 2/										
MSA 34980										
Inside AA 0004										
Low Income	0	0	0	0	0	0	0	0	0	0
Moderate Income	0	0	0	0	0	0	0	0	0	0
Middle Income	1	28	0	0	0	0	1	28	0	0
Upper Income	0	0	0	0	0	0	0	0	0	0
Income Not Known	0	0	0	0	0	0	0	0	0	0
Tract Not Known	0	0	0	0	0	0	0	0	0	0
County Total	1	28	0	0	0	0	1	28	0	0
Outside Assessment Area										
Low Income	0	0	0	0	0	0	0	0	0	0
Moderate Income	0	0	0	0	0	0	0	0	0	0
Middle Income	3	120	1	110	0	0	4	230	0	0
Upper Income	0	0	0	0	0	0	0	0	0	0
Income Not Known	0	0	0	0	0	0	0	0	0	0
Tract Not Known	0	0	0	0	0	0	0	0	0	0
County Total	3	120	1	110	0	0	4	230	0	0
Totals For County: (189) 2/										
Low Income	0	0	0	0	0	0	0	0	0	0
Moderate Income	0	0	0	0	0	0	0	0	0	0
Middle Income	4	148	1	110	0	0	5	258	0	0
Upper Income	0	0	0	0	0	0	0	0	0	0
Income Not Known	0	0	0	0	0	0	0	0	0	0
Tract Not Known	0	0	0	0	0	0	0	0	0	0
County Total	4	148	1	110	0	0	5	258	0	0
TOTAL INSIDE AA IN STATE	255	6,242	26	4,474	11	4,202	290	14,782	0	0
TOTAL OUTSIDE AA IN STATE	29	690	5	633	1	310	35	1,633	0	0
STATE TOTAL	284	6,932	31	5,107	12	4,512	325	16,415	0	0
TOTAL ACROSS ALL STATES										
TOTAL INSIDE AA	255	6,242	26	4,474	11	4,202	290	14,782	0	0
TOTAL OUTSIDE AA	46	1,147	7	899	2	810	55	2,856	0	0
TOTAL INSIDE & OUTSIDE	301	7,389	33	5,373	13	5,012	345	17,638	0	0

Footnote:

2/ County only partially included in the institution's assessment area(s). At least one census tract in the county is not included in the institution's assessment area definition.

2018 Institution Disclosure Statement - Table 2-1
Loans by County
Small Farm Loans - Originations
Institution: CITIZENS BANK OF LAFAYETTE

Respondent ID: 0000001711
Agency: FDIC - 3
State: TENNESSEE (47)

Area Income Characteristics	Loan Amount at Origination <=$100,000		Loan Amount at Origination >$100,000 But <=$250,000		Loan Amount at Origination >$250,000		Loans to Farms with Gross Annual Revenues <= $1 Million		Memo Item: Loans by Affiliates	
	Num of Loans	Amount (000s)	Num of Loans	Amount (000s)	Num of Loans	Amount (000s)	Num of Loans	Amount (000s)	Num of Loans	Amount (000s)

Footnote:

2/ County only partially included in the institution's assessment area(s). At least one census tract in the county is not included in the institution's assessment area definition.

2018 Institution Disclosure Statement - Table 3
Assessment Area/Non-Assessment Area Activity
Small Business Loans
Institution: CITIZENS BANK OF LAFAYETTE

Respondent ID: 0000001711
Agency: FDIC - 3

ASSESSMENT AREA LOANS	Originations		Originations to Businesses with <= $1 million revenue		Purchases	
	Num of Loans	Amount (000s)	Num of Loans	Amount (000s)	Num of Loans	Amount (000s)
TN - SUMNER COUNTY (165) - MSA 34980 2/	36	1,466	36	1,466	0	0
TN - MACON COUNTY (111) - MSA 34980	106	5,274	104	5,017	0	0
TN - SMITH COUNTY (159) - MSA 34980	13	925	13	925	0	0
TN - WILSON COUNTY (189) - MSA 34980 2/	30	5,219	28	5,119	0	0
TN - CLAY COUNTY (027) - MSA NA	29	1,537	29	1,537	0	0
TN - JACKSON COUNTY (087) - MSA NA	29	625	28	610	0	0
TN - DEKALB COUNTY (041) - MSA NA	32	1,405	32	1,405	0	0
TN - BEDFORD COUNTY (003) - MSA NA	52	5,911	41	3,369	0	0
TN - COFFEE COUNTY (031) - MSA NA	36	4,594	33	3,698	0	0
TN - FRANKLIN COUNTY (051) - MSA NA	16	2,949	14	1,794	0	0

Footnote:

2/ County only partially included in the institution's assessment area(s). At least one census tract in the county is not included in the institution's assessment area definition.

2018 Institution Disclosure Statement - Table 4
Assessment Area/Non-Assessment Area Activity
Small Farm Loans
Institution: CITIZENS BANK OF LAFAYETTE

Respondent ID: 0000001711
Agency: FDIC - 3

ASSESSMENT AREA LOANS	Originations		Originations to Farms with <= $1 million revenue		Purchases	
	Num of Loans	Amount (000s)	Num of Loans	Amount (000s)	Num of Loans	Amount (000s)
TN - SUMNER COUNTY (165) - MSA 34980 2/	17	635	17	635	0	0
TN - MACON COUNTY (111) - MSA 34980	118	7,060	118	7,060	0	0
TN - SMITH COUNTY (159) - MSA 34980	36	1,559	36	1,559	0	0
TN - WILSON COUNTY (189) - MSA 34980 2/	1	28	1	28	0	0
TN - CLAY COUNTY (027) - MSA NA	34	2,056	33	1,945	0	0
TN - JACKSON COUNTY (087) - MSA NA	38	975	38	975	0	0
TN - DEKALB COUNTY (041) - MSA NA	22	443	22	443	0	0
TN - BEDFORD COUNTY (003) - MSA NA	12	951	11	926	0	0
TN - COFFEE COUNTY (031) - MSA NA	6	873	6	873	0	0
TN - FRANKLIN COUNTY (051) - MSA NA	8	338	8	338	0	0

Footnote:
2/ County only partially included in the institution's assessment area(s). At least one census tract in the county is not included in the institution's assessment area definition.

2018 Institution Disclosure Statement - Table 5
Community Development/Consortium-Third Party Activity
Institution: CITIZENS BANK OF LAFAYETTE

Respondent ID: 0000001711
Agency: FDIC - 3

			Memo Item: Loans by Affiliates	
	Num of Loans	**Amount (000s)**	**Num of Loans**	**Amount (000s)**
Community Development Loans				
Originated	14	12,268	0	0
Purchased	0	0	0	0
Total	14	12,268	0	0
Consortium/Third Party Loans (optional)				

2018 Institution Disclosure Statement - Table 6
Assessment Area(s) by Tract
*** denotes no loans made in specified tracts**
Institution: CITIZENS BANK OF LAFAYETTE

Respondent ID: 0000001711
Agency: FDIC - 3

ASSESSMENT AREA - 0001

SUMNER COUNTY (165), TN 2/

MSA: 34980

Moderate Income

0201.01 0201.02

Middle Income

0206.01 0206.02

ASSESSMENT AREA - 0002

MACON COUNTY (111), TN

MSA: 34980

Moderate Income

9701.00 9703.00 9704.00

Middle Income

9702.00

ASSESSMENT AREA - 0003

SMITH COUNTY (159), TN

MSA: 34980

Moderate Income

9750.00 9751.00 9753.00

Middle Income

9752.00 9754.00

ASSESSMENT AREA - 0004

WILSON COUNTY (189), TN 2/

MSA: 34980

Low Income

0307.00

Moderate Income

0304.01 0304.02* 0305.00 0306.00

Footnote:
2/ County only partially included in the institution's assessment area(s). At least one census tract in the county is not included in the institution's assessment area definition.

2018 Institution Disclosure Statement - Table 6
Assessment Area(s) by Tract
*** denotes no loans made in specified tracts**
Institution: CITIZENS BANK OF LAFAYETTE

Respondent ID: 0000001711
Agency: FDIC - 3

Middle Income

0301.02

ASSESSMENT AREA - 0005

CLAY COUNTY (027), TN

MSA: NA

Moderate Income

9550.00

Middle Income

9551.00

ASSESSMENT AREA - 0006

JACKSON COUNTY (087), TN

MSA: NA

Moderate Income

9604.00

Middle Income

9601.00 9602.00 9603.00

ASSESSMENT AREA - 0007

DEKALB COUNTY (041), TN

MSA: NA

Middle Income

9201.01 9201.02 9202.00

Upper Income

9203.00

ASSESSMENT AREA - 0008

BEDFORD COUNTY (003), TN

MSA: NA

Moderate Income

9506.00

Footnote:
2/ County only partially included in the institution's assessment area(s). At least one census tract in the county is not included in the institution's assessment area definition.

2018 Institution Disclosure Statement - Table 6
Assessment Area(s) by Tract
*** denotes no loans made in specified tracts**
Institution: CITIZENS BANK OF LAFAYETTE

Respondent ID: 0000001711
Agency: FDIC - 3

Middle Income

9502.00 9503.00 9504.01 9504.02 9505.00 9507.00

Upper Income

9501.00 9508.00

ASSESSMENT AREA - 0009

COFFEE COUNTY (031), TN

MSA: NA

Moderate Income

9709.00

Middle Income

9701.00 9702.00* 9703.00 9704.00* 9705.00 9707.00* 9708.01 9710.00

Upper Income

9706.00* 9708.02

Income Not Known

9801.00*

ASSESSMENT AREA - 0010

FRANKLIN COUNTY (051), TN

MSA: NA

Middle Income

9601.00 9602.02 9603.00 9604.00 9605.00 9606.00 9608.00*

Upper Income

9602.01 9607.00*

OUTSIDE ASSESSMENT AREA

BALDWIN COUNTY (003), AL

MSA: 19300

Middle Income

0114.03

FORSYTH COUNTY (117), GA

Footnote:
2/ County only partially included in the institution's assessment area(s). At least one census tract in the county is not included in the institution's assessment area definition.

2018 Institution Disclosure Statement - Table 6
Assessment Area(s) by Tract
*** denotes no loans made in specified tracts**
Institution: CITIZENS BANK OF LAFAYETTE

Respondent ID: 0000001711
Agency: FDIC - 3

MSA: 12060
Upper Income
1303.02
FULTON COUNTY (121), GA
MSA: 12060
Median Family Income >= 120%
0090.00
ALLEN COUNTY (003), KY
MSA: 14540
Moderate Income
9206.00
Middle Income
9205.00
Upper Income
9203.00
BARREN COUNTY (009), KY
MSA: NA
Middle Income
9509.00
MONROE COUNTY (171), KY
MSA: NA
Moderate Income
9302.00
Middle Income
9304.00
ORLEANS PARISH (071), LA
MSA: 35380
Upper Income
0126.00

Footnote:
2/ County only partially included in the institution's assessment area(s). At least one census tract in the county is not included in the institution's assessment area definition.

2018 Institution Disclosure Statement - Table 6
Assessment Area(s) by Tract
*** denotes no loans made in specified tracts**
Institution: CITIZENS BANK OF LAFAYETTE

Respondent ID: 0000001711
Agency: FDIC - 3

CANNON COUNTY (015), TN

MSA: 34980

Moderate Income

9601.00 9602.00

Middle Income

9603.00

CUMBERLAND COUNTY (035), TN

MSA: NA

Middle Income

9702.00 9708.00

DAVIDSON COUNTY (037), TN

MSA: 34980

Median Family Income 10-20%

0193.00

Median Family Income 40-50%

0126.00

Median Family Income 50-60%

0172.00

Median Family Income 80-90%

0194.00

Median Family Income >= 120%

0166.00 0181.02 0195.00

FENTRESS COUNTY (049), TN

MSA: NA

Moderate Income

9651.00

Middle Income

9650.00

GRUNDY COUNTY (061), TN

Footnote:
2/ County only partially included in the institution's assessment area(s). At least one census tract in the county is not included in the institution's assessment area definition.

2018 Institution Disclosure Statement - Table 6
Assessment Area(s) by Tract
*** denotes no loans made in specified tracts**
Institution: CITIZENS BANK OF LAFAYETTE

Respondent ID: 0000001711
Agency: FDIC - 3

MSA: NA
Upper Income
9551.00
HAMILTON COUNTY (065), TN
MSA: 16860
Middle Income
0114.45
Upper Income
0113.21
LINCOLN COUNTY (103), TN
MSA: NA
Middle Income
9750.00
MARSHALL COUNTY (117), TN
MSA: NA
Upper Income
9551.00
MOORE COUNTY (127), TN
MSA: NA
Middle Income
9302.00
Upper Income
9301.00
PUTNAM COUNTY (141), TN
MSA: NA
Middle Income
0003.01 0009.00 0011.00
Upper Income
0003.03 0006.00 0010.00 0012.00

Footnote:
2/ County only partially included in the institution's assessment area(s). At least one census tract in the county is not included in the institution's assessment area definition.

2018 Institution Disclosure Statement - Table 6
Assessment Area(s) by Tract
*** denotes no loans made in specified tracts**
Institution: CITIZENS BANK OF LAFAYETTE

Respondent ID: 0000001711
Agency: FDIC - 3

ROBERTSON COUNTY (147), TN

MSA: 34980

Middle Income

0801.01 0806.03

RUTHERFORD COUNTY (149), TN

MSA: 34980

Low Income

0419.00

Moderate Income

0401.04 0417.00

Middle Income

0405.02 0407.01 0408.08 0408.10

SUMNER COUNTY (165), TN 2/

MSA: 34980

Moderate Income

0207.00

Middle Income

0202.05 0202.09 0204.04 0206.03

Upper Income

0210.06 0212.01 0212.05

TROUSDALE COUNTY (169), TN

MSA: 34980

Moderate Income

0902.00

Middle Income

0901.00

WARREN COUNTY (177), TN

MSA: NA

Moderate Income

Footnote:
2/ County only partially included in the institution's assessment area(s). At least one census tract in the county is not included in the institution's assessment area definition.

2018 Institution Disclosure Statement - Table 6
Assessment Area(s) by Tract
*** denotes no loans made in specified tracts**
Institution: CITIZENS BANK OF LAFAYETTE

Respondent ID: 0000001711
Agency: FDIC - 3

9305.00
Middle Income

9302.00
Upper Income

9303.00

WHITE COUNTY (185), TN

MSA: NA

Moderate Income

9354.00
Middle Income

9353.00

WILSON COUNTY (189), TN 2/

MSA: 34980

Middle Income

0301.01 0308.00 0309.01 0309.03 0309.04 0310.00
Upper Income

0302.02 0302.03 0302.04 0303.05

Footnote:
2/ County only partially included in the institution's assessment area(s). At least one census tract in the county is not included in the institution's assessment area definition.

2018 Institution Disclosure Statement - Table E-1
Error Status Information
Institution: CITIZENS BANK OF LAFAYETTE

Respondent ID: 0000001711
Agency: FDIC - 3

Record Identifier: [11]	Total Composite Records on File	Total Composite Records Without Errors	Total Validity[10] Errors	Percentage of Validity Errors
Transmittal Sheet	1	1	0	0.00%
Small Business Loans	109	109	0	0.00%
Small Farm Loans	60	60	0	0.00%
Community Development Loans	1	1	0	0.00%
Consortium/Third Party Loans (Optional)	0	0	0	0.00%
Assessment Area	59	59	0	0.00%
Total	230	230	0	0.00%

Footnote:

10. A validity edit helps to verify the accuracy of the data reported. An institution's CRA submission that passes all validity edits does not ensure 100% accurate data. True accuracy is determined during the examination process.

11. A record represents one row of data reported to the Federal Reserve Board. This does not in any way represent the number of loans originated or purchased by the institution.

2019 Institution Disclosure Statement - Table 1-1

Loans by County

Small Business Loans - Originations

Institution: CITIZENS BANK OF LAFAYETTE

Respondent ID: 0000001711
Agency: FDIC - 3
State: GEORGIA (13)

Area Income Characteristics	Loan Amount at Origination <=$100,000		Loan Amount at Origination >$100,000 But <=$250,000		Loan Amount at Origination >$250,000		Loans to Businesses with Gross Annual Revenues <= $1 Million		Memo Item: Loans by Affiliates	
	Num of Loans	Amount (000s)	Num of Loans	Amount (000s)	Num of Loans	Amount (000s)	Num of Loans	Amount (000s)	Num of Loans	Amount (000s)
FORSYTH COUNTY (117), GA										
MSA 12060										
Outside Assessment Area										
Low Income	0	0	0	0	0	0	0	0	0	0
Moderate Income	0	0	0	0	0	0	0	0	0	0
Middle Income	0	0	0	0	1	288	0	0	0	0
Upper Income	0	0	0	0	0	0	0	0	0	0
Income Not Known	0	0	0	0	0	0	0	0	0	0
Tract Not Known	0	0	0	0	0	0	0	0	0	0
County Total	0	0	0	0	1	288	0	0	0	0
TOTAL INSIDE AA IN STATE	0	0	0	0	0	0	0	0	0	0
TOTAL OUTSIDE AA IN STATE	0	0	0	0	1	288	0	0	0	0
STATE TOTAL	0	0	0	0	1	288	0	0	0	0

2019 Institution Disclosure Statement - Table 1-1

Loans by County

Small Business Loans - Originations

Institution: CITIZENS BANK OF LAFAYETTE

Respondent ID: 0000001711

Agency: FDIC - 3

State: ILLINOIS (17)

Area Income Characteristics	Loan Amount at Origination <=$100,000		Loan Amount at Origination >$100,000 But <=$250,000		Loan Amount at Origination >$250,000		Loans to Businesses with Gross Annual Revenues <= $1 Million		Memo Item: Loans by Affiliates	
	Num of Loans	Amount (000s)	Num of Loans	Amount (000s)	Num of Loans	Amount (000s)	Num of Loans	Amount (000s)	Num of Loans	Amount (000s)
DEKALB COUNTY (037), IL										
MSA 20994										
Outside Assessment Area										
Low Income	0	0	0	0	0	0	0	0	0	0
Moderate Income	0	0	0	0	0	0	0	0	0	0
Middle Income	1	8	0	0	0	0	1	8	0	0
Upper Income	0	0	0	0	0	0	0	0	0	0
Income Not Known	0	0	0	0	0	0	0	0	0	0
Tract Not Known	0	0	0	0	0	0	0	0	0	0
County Total	1	8	0	0	0	0	1	8	0	0
TOTAL INSIDE AA IN STATE	0	0	0	0	0	0	0	0	0	0
TOTAL OUTSIDE AA IN STATE	1	8	0	0	0	0	1	8	0	0
STATE TOTAL	1	8	0	0	0	0	1	8	0	0

2019 Institution Disclosure Statement - Table 1-1

Loans by County

Small Business Loans - Originations

Institution: CITIZENS BANK OF LAFAYETTE

Respondent ID: 0000001711
Agency: FDIC - 3
State: KENTUCKY (21)

Area Income Characteristics	Loan Amount at Origination <=$100,000		Loan Amount at Origination >$100,000 But <=$250,000		Loan Amount at Origination >$250,000		Loans to Businesses with Gross Annual Revenues <= $1 Million		Memo Item: Loans by Affiliates	
	Num of Loans	Amount (000s)	Num of Loans	Amount (000s)	Num of Loans	Amount (000s)	Num of Loans	Amount (000s)	Num of Loans	Amount (000s)
ALLEN COUNTY (003), KY										
MSA 14540										
Outside Assessment Area										
Low Income	0	0	0	0	0	0	0	0	0	0
Moderate Income	2	17	0	0	0	0	2	17	0	0
Middle Income	0	0	0	0	0	0	0	0	0	0
Upper Income	0	0	0	0	0	0	0	0	0	0
Income Not Known	0	0	0	0	0	0	0	0	0	0
Tract Not Known	0	0	0	0	0	0	0	0	0	0
County Total	2	17	0	0	0	0	2	17	0	0
MONROE COUNTY (171), KY										
MSA NA										
Outside Assessment Area										
Low Income	0	0	0	0	0	0	0	0	0	0
Moderate Income	1	100	0	0	0	0	1	100	0	0
Middle Income	0	0	0	0	1	600	1	600	0	0
Upper Income	0	0	0	0	0	0	0	0	0	0
Income Not Known	0	0	0	0	0	0	0	0	0	0
Tract Not Known	0	0	0	0	0	0	0	0	0	0
County Total	1	100	0	0	1	600	2	700	0	0
TOTAL INSIDE AA IN STATE	0	0	0	0	0	0	0	0	0	0
TOTAL OUTSIDE AA IN STATE	3	117	0	0	1	600	4	717	0	0
STATE TOTAL	3	117	0	0	1	600	4	717	0	0

2019 Institution Disclosure Statement - Table 1-1

Loans by County

Small Business Loans - Originations

Institution: CITIZENS BANK OF LAFAYETTE

Respondent ID: 0000001711

Agency: FDIC - 3

State: MISSOURI (29)

Area Income Characteristics	Loan Amount at Origination <=$100,000		Loan Amount at Origination >$100,000 But <=$250,000		Loan Amount at Origination >$250,000		Loans to Businesses with Gross Annual Revenues <= $1 Million		Memo Item: Loans by Affiliates	
	Num of Loans	Amount (000s)	Num of Loans	Amount (000s)	Num of Loans	Amount (000s)	Num of Loans	Amount (000s)	Num of Loans	Amount (000s)
FRANKLIN COUNTY (071), MO										
MSA 41180										
Outside Assessment Area										
Low Income	0	0	0	0	0	0	0	0	0	0
Moderate Income	0	0	0	0	0	0	0	0	0	0
Middle Income	0	0	0	0	1	308	0	0	0	0
Upper Income	0	0	0	0	0	0	0	0	0	0
Income Not Known	0	0	0	0	0	0	0	0	0	0
Tract Not Known	0	0	0	0	0	0	0	0	0	0
County Total	0	0	0	0	1	308	0	0	0	0
TOTAL INSIDE AA IN STATE	0	0	0	0	0	0	0	0	0	0
TOTAL OUTSIDE AA IN STATE	0	0	0	0	1	308	0	0	0	0
STATE TOTAL	0	0	0	0	1	308	0	0	0	0

2019 Institution Disclosure Statement - Table 1-1
Loans by County
Small Business Loans - Originations
Institution: CITIZENS BANK OF LAFAYETTE

Respondent ID: 0000001711
Agency: FDIC - 3
State: TENNESSEE (47)

Area Income Characteristics	Loan Amount at Origination <=$100,000		Loan Amount at Origination >$100,000 But <=$250,000		Loan Amount at Origination >$250,000		Loans to Businesses with Gross Annual Revenues <= $1 Million		Memo Item: Loans by Affiliates	
	Num of Loans	Amount (000s)	Num of Loans	Amount (000s)	Num of Loans	Amount (000s)	Num of Loans	Amount (000s)	Num of Loans	Amount (000s)
BEDFORD COUNTY (003), TN										
MSA NA										
Inside AA 0008										
Low Income	0	0	0	0	0	0	0	0	0	0
Moderate Income	3	180	1	104	1	259	3	180	0	0
Middle Income	19	507	6	817	1	297	19	690	0	0
Upper Income	6	257	0	0	0	0	6	257	0	0
Income Not Known	0	0	0	0	0	0	0	0	0	0
Tract Not Known	0	0	0	0	0	0	0	0	0	0
County Total	28	944	7	921	2	556	28	1,127	0	0
CANNON COUNTY (015), TN										
MSA 34980										
Outside Assessment Area										
Low Income	0	0	0	0	0	0	0	0	0	0
Moderate Income	5	158	1	141	0	0	6	299	0	0
Middle Income	0	0	0	0	0	0	0	0	0	0
Upper Income	0	0	0	0	0	0	0	0	0	0
Income Not Known	0	0	0	0	0	0	0	0	0	0
Tract Not Known	0	0	0	0	0	0	0	0	0	0
County Total	5	158	1	141	0	0	6	299	0	0
CLAY COUNTY (027), TN										
MSA NA										
Inside AA 0005										
Low Income	0	0	0	0	0	0	0	0	0	0
Moderate Income	10	286	0	0	0	0	10	286	0	0
Middle Income	6	78	1	144	0	0	7	222	0	0
Upper Income	0	0	0	0	0	0	0	0	0	0
Income Not Known	0	0	0	0	0	0	0	0	0	0
Tract Not Known	0	0	0	0	0	0	0	0	0	0
County Total	16	364	1	144	0	0	17	508	0	0

2019 Institution Disclosure Statement - Table 1-1

Loans by County

Small Business Loans - Originations

Institution: CITIZENS BANK OF LAFAYETTE

Respondent ID: 0000001711

Agency: FDIC - 3

State: TENNESSEE (47)

Area Income Characteristics	Loan Amount at Origination <=$100,000		Loan Amount at Origination >$100,000 But <=$250,000		Loan Amount at Origination >$250,000		Loans to Businesses with Gross Annual Revenues <= $1 Million		Memo Item: Loans by Affiliates	
	Num of Loans	Amount (000s)	Num of Loans	Amount (000s)	Num of Loans	Amount (000s)	Num of Loans	Amount (000s)	Num of Loans	Amount (000s)
COFFEE COUNTY (031), TN										
MSA NA										
Inside AA 0009										
Low Income	0	0	0	0	0	0	0	0	0	0
Moderate Income	1	100	2	423	0	0	1	173	0	0
Middle Income	13	645	1	126	2	1,272	14	1,156	0	0
Upper Income	10	484	1	111	1	542	11	1,047	0	0
Income Not Known	0	0	0	0	0	0	0	0	0	0
Tract Not Known	0	0	0	0	0	0	0	0	0	0
County Total	24	1,229	4	660	3	1,814	26	2,376	0	0
DAVIDSON COUNTY (037), TN										
MSA 34980										
Outside Assessment Area										
Median Family Income < 10%	0	0	0	0	0	0	0	0	0	0
Median Family Income 10-20%	1	50	1	169	0	0	2	219	0	0
Median Family Income 20-30%	0	0	0	0	0	0	0	0	0	0
Median Family Income 30-40%	0	0	0	0	0	0	0	0	0	0
Median Family Income 40-50%	0	0	0	0	0	0	0	0	0	0
Median Family Income 50-60%	0	0	1	188	0	0	1	188	0	0
Median Family Income 60-70%	0	0	1	208	0	0	1	208	0	0
Median Family Income 70-80%	0	0	0	0	0	0	0	0	0	0
Median Family Income 80-90%	0	0	0	0	0	0	0	0	0	0
Median Family Income 90-100%	0	0	0	0	0	0	0	0	0	0
Median Family Income 100-110%	0	0	0	0	0	0	0	0	0	0
Median Family Income 110-120%	0	0	0	0	0	0	0	0	0	0
Median Family Income >= 120%	2	65	1	120	1	300	4	485	0	0
Median Family Income Not Known	0	0	0	0	0	0	0	0	0	0
Tract Not Known	0	0	0	0	0	0	0	0	0	0
County Total	3	115	4	685	1	300	8	1,100	0	0

2019 Institution Disclosure Statement - Table 1-1
Loans by County
Small Business Loans - Originations
Institution: CITIZENS BANK OF LAFAYETTE

Respondent ID: 0000001711
Agency: FDIC - 3
State: TENNESSEE (47)

Area Income Characteristics	Loan Amount at Origination <=$100,000		Loan Amount at Origination >$100,000 But <=$250,000		Loan Amount at Origination >$250,000		Loans to Businesses with Gross Annual Revenues <= $1 Million		Memo Item: Loans by Affiliates	
	Num of Loans	Amount (000s)	Num of Loans	Amount (000s)	Num of Loans	Amount (000s)	Num of Loans	Amount (000s)	Num of Loans	Amount (000s)
DEKALB COUNTY (041), TN										
MSA NA										
Inside AA 0007										
Low Income	0	0	0	0	0	0	0	0	0	0
Moderate Income	0	0	0	0	0	0	0	0	0	0
Middle Income	21	753	2	358	0	0	23	1,111	0	0
Upper Income	10	247	2	255	0	0	12	502	0	0
Income Not Known	0	0	0	0	0	0	0	0	0	0
Tract Not Known	0	0	0	0	0	0	0	0	0	0
County Total	31	1,000	4	613	0	0	35	1,613	0	0
FRANKLIN COUNTY (051), TN										
MSA NA										
Inside AA 0010										
Low Income	0	0	0	0	0	0	0	0	0	0
Moderate Income	0	0	0	0	0	0	0	0	0	0
Middle Income	5	88	5	949	6	3,845	14	3,372	0	0
Upper Income	5	91	0	0	0	0	5	91	0	0
Income Not Known	0	0	0	0	0	0	0	0	0	0
Tract Not Known	0	0	0	0	0	0	0	0	0	0
County Total	10	179	5	949	6	3,845	19	3,463	0	0
HAMILTON COUNTY (065), TN										
MSA 16860										
Outside Assessment Area										
Low Income	0	0	0	0	1	500	1	500	0	0
Moderate Income	0	0	0	0	0	0	0	0	0	0
Middle Income	0	0	0	0	0	0	0	0	0	0
Upper Income	0	0	0	0	0	0	0	0	0	0
Income Not Known	0	0	0	0	0	0	0	0	0	0
Tract Not Known	0	0	0	0	0	0	0	0	0	0
County Total	0	0	0	0	1	500	1	500	0	0

2019 Institution Disclosure Statement - Table 1-1
Loans by County
Small Business Loans - Originations
Institution: CITIZENS BANK OF LAFAYETTE

Respondent ID: 0000001711
Agency: FDIC - 3
State: TENNESSEE (47)

Area Income Characteristics	Loan Amount at Origination <=$100,000		Loan Amount at Origination >$100,000 But <=$250,000		Loan Amount at Origination >$250,000		Loans to Businesses with Gross Annual Revenues <= $1 Million		Memo Item: Loans by Affiliates	
	Num of Loans	Amount (000s)	Num of Loans	Amount (000s)	Num of Loans	Amount (000s)	Num of Loans	Amount (000s)	Num of Loans	Amount (000s)
JACKSON COUNTY (087), TN										
MSA NA										
Inside AA 0006										
Low Income	0	0	0	0	0	0	0	0	0	0
Moderate Income	1	11	0	0	0	0	1	11	0	0
Middle Income	18	394	0	0	0	0	18	394	0	0
Upper Income	0	0	0	0	0	0	0	0	0	0
Income Not Known	0	0	0	0	0	0	0	0	0	0
Tract Not Known	0	0	0	0	0	0	0	0	0	0
County Total	19	405	0	0	0	0	19	405	0	0
MCMINN COUNTY (107), TN										
MSA NA										
Outside Assessment Area										
Low Income	0	0	0	0	0	0	0	0	0	0
Moderate Income	0	0	0	0	0	0	0	0	0	0
Middle Income	1	54	0	0	0	0	1	54	0	0
Upper Income	0	0	0	0	0	0	0	0	0	0
Income Not Known	0	0	0	0	0	0	0	0	0	0
Tract Not Known	0	0	0	0	0	0	0	0	0	0
County Total	1	54	0	0	0	0	1	54	0	0
MACON COUNTY (111), TN										
MSA 34980										
Inside AA 0002										
Low Income	0	0	0	0	0	0	0	0	0	0
Moderate Income	61	1,472	2	258	6	3,497	69	5,227	0	0
Middle Income	25	659	0	0	1	300	26	959	0	0
Upper Income	0	0	0	0	0	0	0	0	0	0
Income Not Known	0	0	0	0	0	0	0	0	0	0
Tract Not Known	0	0	0	0	0	0	0	0	0	0
County Total	86	2,131	2	258	7	3,797	95	6,186	0	0

2019 Institution Disclosure Statement - Table 1-1
Loans by County
Small Business Loans - Originations
Institution: CITIZENS BANK OF LAFAYETTE

Respondent ID: 0000001711
Agency: FDIC - 3
State: TENNESSEE (47)

Area Income Characteristics	Loan Amount at Origination <=$100,000		Loan Amount at Origination >$100,000 But <=$250,000		Loan Amount at Origination >$250,000		Loans to Businesses with Gross Annual Revenues <= $1 Million		Memo Item: Loans by Affiliates	
	Num of Loans	Amount (000s)	Num of Loans	Amount (000s)	Num of Loans	Amount (000s)	Num of Loans	Amount (000s)	Num of Loans	Amount (000s)
MARSHALL COUNTY (117), TN										
MSA NA										
Outside Assessment Area										
Low Income	0	0	0	0	0	0	0	0	0	0
Moderate Income	0	0	0	0	0	0	0	0	0	0
Middle Income	0	0	0	0	0	0	0	0	0	0
Upper Income	2	57	1	107	0	0	1	30	0	0
Income Not Known	0	0	0	0	0	0	0	0	0	0
Tract Not Known	0	0	0	0	0	0	0	0	0	0
County Total	2	57	1	107	0	0	1	30	0	0
MOORE COUNTY (127), TN										
MSA NA										
Outside Assessment Area										
Low Income	0	0	0	0	0	0	0	0	0	0
Moderate Income	0	0	0	0	0	0	0	0	0	0
Middle Income	1	42	0	0	0	0	1	42	0	0
Upper Income	2	8	0	0	0	0	2	8	0	0
Income Not Known	0	0	0	0	0	0	0	0	0	0
Tract Not Known	0	0	0	0	0	0	0	0	0	0
County Total	3	50	0	0	0	0	3	50	0	0
PUTNAM COUNTY (141), TN										
MSA NA										
Outside Assessment Area										
Low Income	0	0	0	0	0	0	0	0	0	0
Moderate Income	0	0	0	0	0	0	0	0	0	0
Middle Income	4	93	1	166	0	0	5	259	0	0
Upper Income	1	100	0	0	0	0	1	100	0	0
Income Not Known	0	0	0	0	0	0	0	0	0	0
Tract Not Known	0	0	0	0	0	0	0	0	0	0
County Total	5	193	1	166	0	0	6	359	0	0

2019 Institution Disclosure Statement - Table 1-1
Loans by County
Small Business Loans - Originations
Institution: CITIZENS BANK OF LAFAYETTE

Respondent ID: 0000001711
Agency: FDIC - 3
State: TENNESSEE (47)

Area Income Characteristics	Loan Amount at Origination <=$100,000		Loan Amount at Origination >$100,000 But <=$250,000		Loan Amount at Origination >$250,000		Loans to Businesses with Gross Annual Revenues <= $1 Million		Memo Item: Loans by Affiliates	
	Num of Loans	Amount (000s)	Num of Loans	Amount (000s)	Num of Loans	Amount (000s)	Num of Loans	Amount (000s)	Num of Loans	Amount (000s)
ROBERTSON COUNTY (147), TN										
MSA 34980										
Outside Assessment Area										
Low Income	0	0	0	0	0	0	0	0	0	0
Moderate Income	0	0	0	0	0	0	0	0	0	0
Middle Income	0	0	0	0	1	840	1	840	0	0
Upper Income	0	0	0	0	0	0	0	0	0	0
Income Not Known	0	0	0	0	0	0	0	0	0	0
Tract Not Known	0	0	0	0	0	0	0	0	0	0
County Total	0	0	0	0	1	840	1	840	0	0
RUTHERFORD COUNTY (149), TN										
MSA 34980										
Outside Assessment Area										
Low Income	0	0	0	0	1	580	1	580	0	0
Moderate Income	0	0	0	0	1	893	1	893	0	0
Middle Income	7	254	2	271	2	900	11	1,425	0	0
Upper Income	0	0	0	0	0	0	0	0	0	0
Income Not Known	0	0	0	0	0	0	0	0	0	0
Tract Not Known	0	0	0	0	0	0	0	0	0	0
County Total	7	254	2	271	4	2,373	13	2,898	0	0
SMITH COUNTY (159), TN										
MSA 34980										
Inside AA 0003										
Low Income	0	0	0	0	0	0	0	0	0	0
Moderate Income	2	83	0	0	2	514	4	597	0	0
Middle Income	4	240	0	0	2	690	6	930	0	0
Upper Income	0	0	0	0	0	0	0	0	0	0
Income Not Known	0	0	0	0	0	0	0	0	0	0
Tract Not Known	0	0	0	0	0	0	0	0	0	0
County Total	6	323	0	0	4	1,204	10	1,527	0	0

2019 Institution Disclosure Statement - Table 1-1
Loans by County
Small Business Loans - Originations
Institution: CITIZENS BANK OF LAFAYETTE

Respondent ID: 0000001711
Agency: FDIC - 3
State: TENNESSEE (47)

Area Income Characteristics	Loan Amount at Origination <=$100,000		Loan Amount at Origination >$100,000 But <=$250,000		Loan Amount at Origination >$250,000		Loans to Businesses with Gross Annual Revenues <= $1 Million		Memo Item: Loans by Affiliates	
	Num of Loans	Amount (000s)	Num of Loans	Amount (000s)	Num of Loans	Amount (000s)	Num of Loans	Amount (000s)	Num of Loans	Amount (000s)
SUMNER COUNTY (165), TN 2/										
MSA 34980										
Inside AA 0001										
Low Income	0	0	0	0	0	0	0	0	0	0
Moderate Income	16	398	2	350	1	300	19	1,048	0	0
Middle Income	13	368	1	140	1	600	15	1,108	0	0
Upper Income	0	0	0	0	0	0	0	0	0	0
Income Not Known	0	0	0	0	0	0	0	0	0	0
Tract Not Known	0	0	0	0	0	0	0	0	0	0
County Total	29	766	3	490	2	900	34	2,156	0	0
Outside Assessment Area										
Low Income	0	0	0	0	0	0	0	0	0	0
Moderate Income	4	151	0	0	0	0	4	151	0	0
Middle Income	6	253	1	250	0	0	7	503	0	0
Upper Income	3	132	0	0	0	0	3	132	0	0
Income Not Known	0	0	0	0	0	0	0	0	0	0
Tract Not Known	0	0	0	0	0	0	0	0	0	0
County Total	13	536	1	250	0	0	14	786	0	0
Totals For County: (165) 2/										
Low Income	0	0	0	0	0	0	0	0	0	0
Moderate Income	20	549	2	350	1	300	23	1,199	0	0
Middle Income	19	621	2	390	1	600	22	1,611	0	0
Upper Income	3	132	0	0	0	0	3	132	0	0
Income Not Known	0	0	0	0	0	0	0	0	0	0
Tract Not Known	0	0	0	0	0	0	0	0	0	0
County Total	42	1,302	4	740	2	900	48	2,942	0	0

Footnote:

2/ County only partially included in the institution's assessment area(s). At least one census tract in the county is not included in the institution's assessment area definition.

2019 Institution Disclosure Statement - Table 1-1
Loans by County
Small Business Loans - Originations
Institution: CITIZENS BANK OF LAFAYETTE

Respondent ID: 0000001711
Agency: FDIC - 3
State: TENNESSEE (47)

Area Income Characteristics	Loan Amount at Origination <=$100,000		Loan Amount at Origination >$100,000 But <=$250,000		Loan Amount at Origination >$250,000		Loans to Businesses with Gross Annual Revenues <= $1 Million		Memo Item: Loans by Affiliates	
	Num of Loans	Amount (000s)	Num of Loans	Amount (000s)	Num of Loans	Amount (000s)	Num of Loans	Amount (000s)	Num of Loans	Amount (000s)
TROUSDALE COUNTY (169), TN										
MSA 34980										
Outside Assessment Area										
Low Income	0	0	0	0	0	0	0	0	0	0
Moderate Income	2	93	0	0	0	0	2	93	0	0
Middle Income	3	33	0	0	0	0	3	33	0	0
Upper Income	0	0	0	0	0	0	0	0	0	0
Income Not Known	0	0	0	0	0	0	0	0	0	0
Tract Not Known	0	0	0	0	0	0	0	0	0	0
County Total	5	126	0	0	0	0	5	126	0	0
WARREN COUNTY (177), TN										
MSA NA										
Outside Assessment Area										
Low Income	0	0	0	0	0	0	0	0	0	0
Moderate Income	0	0	0	0	0	0	0	0	0	0
Middle Income	1	50	0	0	0	0	1	50	0	0
Upper Income	0	0	0	0	0	0	0	0	0	0
Income Not Known	0	0	0	0	0	0	0	0	0	0
Tract Not Known	0	0	0	0	0	0	0	0	0	0
County Total	1	50	0	0	0	0	1	50	0	0
WHITE COUNTY (185), TN										
MSA NA										
Outside Assessment Area										
Low Income	0	0	0	0	0	0	0	0	0	0
Moderate Income	0	0	0	0	0	0	0	0	0	0
Middle Income	1	50	0	0	0	0	1	50	0	0
Upper Income	0	0	0	0	0	0	0	0	0	0
Income Not Known	0	0	0	0	0	0	0	0	0	0
Tract Not Known	0	0	0	0	0	0	0	0	0	0
County Total	1	50	0	0	0	0	1	50	0	0

Footnote:

2/ County only partially included in the institution's assessment area(s). At least one census tract in the county is not included in the institution's assessment area definition.

2019 Institution Disclosure Statement - Table 1-1
Loans by County
Small Business Loans - Originations
Institution: CITIZENS BANK OF LAFAYETTE

Respondent ID: 0000001711
Agency: FDIC - 3
State: TENNESSEE (47)

Area Income Characteristics	Loan Amount at Origination <=$100,000		Loan Amount at Origination >$100,000 But <=$250,000		Loan Amount at Origination >$250,000		Loans to Businesses with Gross Annual Revenues <= $1 Million		Memo Item: Loans by Affiliates	
	Num of Loans	Amount (000s)	Num of Loans	Amount (000s)	Num of Loans	Amount (000s)	Num of Loans	Amount (000s)	Num of Loans	Amount (000s)
WILLIAMSON COUNTY (187), TN										
MSA 34980										
Outside Assessment Area										
Low Income	0	0	0	0	0	0	0	0	0	0
Moderate Income	0	0	0	0	0	0	0	0	0	0
Middle Income	0	0	0	0	0	0	0	0	0	0
Upper Income	2	165	0	0	0	0	2	165	0	0
Income Not Known	0	0	0	0	0	0	0	0	0	0
Tract Not Known	0	0	0	0	0	0	0	0	0	0
County Total	2	165	0	0	0	0	2	165	0	0

Footnote:

2/ County only partially included in the institution's assessment area(s). At least one census tract in the county is not included in the institution's assessment area definition.

2019 Institution Disclosure Statement - Table 1-1
Loans by County
Small Business Loans - Originations
Institution: CITIZENS BANK OF LAFAYETTE

Respondent ID: 0000001711
Agency: FDIC - 3
State: TENNESSEE (47)

Area Income Characteristics	Loan Amount at Origination <=$100,000		Loan Amount at Origination >$100,000 But <=$250,000		Loan Amount at Origination >$250,000		Loans to Businesses with Gross Annual Revenues <= $1 Million		Memo Item: Loans by Affiliates	
	Num of Loans	Amount (000s)	Num of Loans	Amount (000s)	Num of Loans	Amount (000s)	Num of Loans	Amount (000s)	Num of Loans	Amount (000s)
WILSON COUNTY (189), TN 2/										
MSA 34980										
Inside AA 0004										
Low Income	1	11	1	220	1	583	3	814	0	0
Moderate Income	7	299	0	0	2	1,407	9	1,706	0	0
Middle Income	14	248	0	0	0	0	14	248	0	0
Upper Income	0	0	0	0	0	0	0	0	0	0
Income Not Known	0	0	0	0	0	0	0	0	0	0
Tract Not Known	0	0	0	0	0	0	0	0	0	0
County Total	22	558	1	220	3	1,990	26	2,768	0	0
Outside Assessment Area										
Middle Income	7	180	0	0	0	0	7	180	0	0
Upper Income	2	20	1	125	0	0	3	145	0	0
Income Not Known	0	0	0	0	0	0	0	0	0	0
Tract Not Known	0	0	0	0	0	0	0	0	0	0
County Total	9	200	1	125	0	0	10	325	0	0
Totals For County: (189) 2/										
Low Income	1	11	1	220	1	583	3	814	0	0
Moderate Income	7	299	0	0	2	1,407	9	1,706	0	0
Middle Income	21	428	0	0	0	0	21	428	0	0
Upper Income	2	20	1	125	0	0	3	145	0	0
Income Not Known	0	0	0	0	0	0	0	0	0	0
Tract Not Known	0	0	0	0	0	0	0	0	0	0
County Total	31	758	2	345	3	1,990	36	3,093	0	0
TOTAL INSIDE AA IN STATE	271	7,899	27	4,255	27	14,106	309	22,129	0	0
TOTAL OUTSIDE AA IN STATE	57	2,008	11	1,745	7	4,013	73	7,632	0	0
STATE TOTAL	328	9,907	38	6,000	34	18,119	382	29,761	0	0
TOTAL ACROSS ALL STATES										
TOTAL INSIDE AA	271	7,899	27	4,255	27	14,106	309	22,129	0	0
TOTAL OUTSIDE AA	61	2,133	11	1,745	10	5,209	78	8,357	0	0
TOTAL INSIDE & OUTSIDE	332	10,032	38	6,000	37	19,315	387	30,486	0	0

Footnote:

2/ County only partially included in the institution's assessment area(s). At least one census tract in the county is not included in the institution's assessment area definition.

2019 Institution Disclosure Statement - Table 1-2
Loans by County
Small Business Loans - Purchases
Institution: CITIZENS BANK OF LAFAYETTE

Respondent ID: 0000001711
Agency: FDIC - 3
State: TEXAS (48)

Area Income Characteristics	Loan Amount at Origination <=$100,000		Loan Amount at Origination >$100,000 But <=$250,000		Loan Amount at Origination >$250,000		Loans to Businesses with Gross Annual Revenues <= $1 Million		Memo Item: Loans by Affiliates	
	Num of Loans	Amount (000s)	Num of Loans	Amount (000s)	Num of Loans	Amount (000s)	Num of Loans	Amount (000s)	Num of Loans	Amount (000s)
DENTON COUNTY (121), TX										
MSA 19124										
Outside Assessment Area										
Median Family Income < 10%	0	0	0	0	0	0	0	0	0	0
Median Family Income 10-20%	0	0	0	0	0	0	0	0	0	0
Median Family Income 20-30%	0	0	0	0	0	0	0	0	0	0
Median Family Income 30-40%	0	0	0	0	0	0	0	0	0	0
Median Family Income 40-50%	0	0	0	0	0	0	0	0	0	0
Median Family Income 50-60%	0	0	0	0	0	0	0	0	0	0
Median Family Income 60-70%	0	0	0	0	0	0	0	0	0	0
Median Family Income 70-80%	0	0	0	0	0	0	0	0	0	0
Median Family Income 80-90%	0	0	0	0	0	0	0	0	0	0
Median Family Income 90-100%	0	0	1	223	0	0	1	223	0	0
Median Family Income 100-110%	0	0	0	0	0	0	0	0	0	0
Median Family Income 110-120%	0	0	0	0	0	0	0	0	0	0
Median Family Income >= 120%	0	0	0	0	0	0	0	0	0	0
Median Family Income Not Known	0	0	0	0	0	0	0	0	0	0
Tract Not Known	0	0	0	0	0	0	0	0	0	0
County Total	0	0	1	223	0	0	1	223	0	0
TOTAL INSIDE AA IN STATE	0	0	0	0	0	0	0	0	0	0
TOTAL OUTSIDE AA IN STATE	0	0	1	223	0	0	1	223	0	0
STATE TOTAL	0	0	1	223	0	0	1	223	0	0
TOTAL ACROSS ALL STATES										
TOTAL INSIDE AA	0	0	0	0	0	0	0	0	0	0
TOTAL OUTSIDE AA	0	0	1	223	0	0	1	223	0	0
TOTAL INSIDE & OUTSIDE	0	0	1	223	0	0	1	223	0	0

2019 Institution Disclosure Statement - Table 2-1
Loans by County
Small Farm Loans - Originations
Institution: CITIZENS BANK OF LAFAYETTE

Respondent ID: 0000001711
Agency: FDIC - 3
State: ALABAMA (01)

Area Income Characteristics	Loan Amount at Origination <=$100,000		Loan Amount at Origination >$100,000 But <=$250,000		Loan Amount at Origination >$250,000		Loans to Farms with Gross Annual Revenues <= $1 Million		Memo Item: Loans by Affiliates	
	Num of Loans	Amount (000s)	Num of Loans	Amount (000s)	Num of Loans	Amount (000s)	Num of Loans	Amount (000s)	Num of Loans	Amount (000s)
LAWRENCE COUNTY (079), AL										
MSA 19460										
Outside Assessment Area										
Low Income	0	0	0	0	0	0	0	0	0	0
Moderate Income	0	0	0	0	0	0	0	0	0	0
Middle Income	1	15	0	0	0	0	1	15	0	0
Upper Income	0	0	0	0	0	0	0	0	0	0
Income Not Known	0	0	0	0	0	0	0	0	0	0
Tract Not Known	0	0	0	0	0	0	0	0	0	0
County Total	1	15	0	0	0	0	1	15	0	0
PERRY COUNTY (105), AL										
MSA NA										
Outside Assessment Area										
Low Income	0	0	0	0	0	0	0	0	0	0
Moderate Income	0	0	0	0	0	0	0	0	0	0
Middle Income	1	18	0	0	0	0	1	18	0	0
Upper Income	0	0	0	0	0	0	0	0	0	0
Income Not Known	0	0	0	0	0	0	0	0	0	0
Tract Not Known	0	0	0	0	0	0	0	0	0	0
County Total	1	18	0	0	0	0	1	18	0	0
TOTAL INSIDE AA IN STATE	0	0	0	0	0	0	0	0	0	0
TOTAL OUTSIDE AA IN STATE	2	33	0	0	0	0	2	33	0	0
STATE TOTAL	2	33	0	0	0	0	2	33	0	0

2019 Institution Disclosure Statement - Table 2-1
Loans by County
Small Farm Loans - Originations
Institution: CITIZENS BANK OF LAFAYETTE

Respondent ID: 0000001711
Agency: FDIC - 3
State: KENTUCKY (21)

Area Income Characteristics	Loan Amount at Origination <=$100,000		Loan Amount at Origination >$100,000 But <=$250,000		Loan Amount at Origination >$250,000		Loans to Farms with Gross Annual Revenues <= $1 Million		Memo Item: Loans by Affiliates	
	Num of Loans	Amount (000s)	Num of Loans	Amount (000s)	Num of Loans	Amount (000s)	Num of Loans	Amount (000s)	Num of Loans	Amount (000s)
ALLEN COUNTY (003), KY										
MSA 14540										
Outside Assessment Area										
Low Income	0	0	0	0	0	0	0	0	0	0
Moderate Income	2	15	0	0	0	0	2	15	0	0
Middle Income	9	195	2	225	0	0	11	420	0	0
Upper Income	0	0	0	0	0	0	0	0	0	0
Income Not Known	0	0	0	0	0	0	0	0	0	0
Tract Not Known	0	0	0	0	0	0	0	0	0	0
County Total	11	210	2	225	0	0	13	435	0	0
CHRISTIAN COUNTY (047), KY										
MSA 17300										
Outside Assessment Area										
Low Income	0	0	0	0	0	0	0	0	0	0
Moderate Income	0	0	0	0	0	0	0	0	0	0
Middle Income	1	70	0	0	0	0	1	70	0	0
Upper Income	0	0	0	0	0	0	0	0	0	0
Income Not Known	0	0	0	0	0	0	0	0	0	0
Tract Not Known	0	0	0	0	0	0	0	0	0	0
County Total	1	70	0	0	0	0	1	70	0	0
CLINTON COUNTY (053), KY										
MSA NA										
Outside Assessment Area										
Low Income	0	0	0	0	0	0	0	0	0	0
Moderate Income	0	0	0	0	0	0	0	0	0	0
Middle Income	1	23	0	0	0	0	1	23	0	0
Upper Income	0	0	0	0	0	0	0	0	0	0
Income Not Known	0	0	0	0	0	0	0	0	0	0
Tract Not Known	0	0	0	0	0	0	0	0	0	0
County Total	1	23	0	0	0	0	1	23	0	0

2019 Institution Disclosure Statement - Table 2-1
Loans by County
Small Farm Loans - Originations
Institution: CITIZENS BANK OF LAFAYETTE

Respondent ID: 0000001711
Agency: FDIC - 3
State: KENTUCKY (21)

Area Income Characteristics	Loan Amount at Origination <=$100,000		Loan Amount at Origination >$100,000 But <=$250,000		Loan Amount at Origination >$250,000		Loans to Farms with Gross Annual Revenues <= $1 Million		Memo Item: Loans by Affiliates	
	Num of Loans	Amount (000s)	Num of Loans	Amount (000s)	Num of Loans	Amount (000s)	Num of Loans	Amount (000s)	Num of Loans	Amount (000s)
MONROE COUNTY (171), KY										
MSA NA										
Outside Assessment Area										
Low Income	0	0	0	0	0	0	0	0	0	0
Moderate Income	2	26	1	150	0	0	3	176	0	0
Middle Income	1	100	0	0	0	0	1	100	0	0
Upper Income	0	0	0	0	0	0	0	0	0	0
Income Not Known	0	0	0	0	0	0	0	0	0	0
Tract Not Known	0	0	0	0	0	0	0	0	0	0
County Total	3	126	1	150	0	0	4	276	0	0
TOTAL INSIDE AA IN STATE	0	0	0	0	0	0	0	0	0	0
TOTAL OUTSIDE AA IN STATE	16	429	3	375	0	0	19	804	0	0
STATE TOTAL	16	429	3	375	0	0	19	804	0	0

2019 Institution Disclosure Statement - Table 2-1
Loans by County
Small Farm Loans - Originations
Institution: CITIZENS BANK OF LAFAYETTE

Respondent ID: 0000001711
Agency: FDIC - 3
State: TENNESSEE (47)

Area Income Characteristics	Loan Amount at Origination <=$100,000		Loan Amount at Origination >$100,000 But <=$250,000		Loan Amount at Origination >$250,000		Loans to Farms with Gross Annual Revenues <= $1 Million		Memo Item: Loans by Affiliates	
	Num of Loans	Amount (000s)	Num of Loans	Amount (000s)	Num of Loans	Amount (000s)	Num of Loans	Amount (000s)	Num of Loans	Amount (000s)
BEDFORD COUNTY (003), TN										
MSA NA										
Inside AA 0008										
Low Income	0	0	0	0	0	0	0	0	0	0
Moderate Income	2	25	0	0	0	0	2	25	0	0
Middle Income	6	240	0	0	1	252	7	492	0	0
Upper Income	3	50	0	0	0	0	3	50	0	0
Income Not Known	0	0	0	0	0	0	0	0	0	0
Tract Not Known	0	0	0	0	0	0	0	0	0	0
County Total	11	315	0	0	1	252	12	567	0	0
CANNON COUNTY (015), TN										
MSA 34980										
Outside Assessment Area										
Low Income	0	0	0	0	0	0	0	0	0	0
Moderate Income	4	66	1	200	0	0	5	266	0	0
Middle Income	2	80	1	180	0	0	3	260	0	0
Upper Income	0	0	0	0	0	0	0	0	0	0
Income Not Known	0	0	0	0	0	0	0	0	0	0
Tract Not Known	0	0	0	0	0	0	0	0	0	0
County Total	6	146	2	380	0	0	8	526	0	0
CLAY COUNTY (027), TN										
MSA NA										
Inside AA 0005										
Low Income	0	0	0	0	0	0	0	0	0	0
Moderate Income	7	193	1	200	0	0	8	393	0	0
Middle Income	8	195	0	0	1	478	9	673	0	0
Upper Income	0	0	0	0	0	0	0	0	0	0
Income Not Known	0	0	0	0	0	0	0	0	0	0
Tract Not Known	0	0	0	0	0	0	0	0	0	0
County Total	15	388	1	200	1	478	17	1,066	0	0

2019 Institution Disclosure Statement - Table 2-1

Loans by County

Small Farm Loans - Originations

Institution: CITIZENS BANK OF LAFAYETTE

Respondent ID: 0000001711

Agency: FDIC - 3

State: TENNESSEE (47)

Area Income Characteristics	Loan Amount at Origination <=$100,000		Loan Amount at Origination >$100,000 But <=$250,000		Loan Amount at Origination >$250,000		Loans to Farms with Gross Annual Revenues <= $1 Million		Memo Item: Loans by Affiliates	
	Num of Loans	Amount (000s)	Num of Loans	Amount (000s)	Num of Loans	Amount (000s)	Num of Loans	Amount (000s)	Num of Loans	Amount (000s)
COFFEE COUNTY (031), TN										
MSA NA										
Inside AA 0009										
Low Income	0	0	0	0	0	0	0	0	0	0
Moderate Income	0	0	0	0	0	0	0	0	0	0
Middle Income	1	5	0	0	0	0	1	5	0	0
Upper Income	2	21	0	0	0	0	2	21	0	0
Income Not Known	0	0	0	0	0	0	0	0	0	0
Tract Not Known	0	0	0	0	0	0	0	0	0	0
County Total	3	26	0	0	0	0	3	26	0	0
DEKALB COUNTY (041), TN										
MSA NA										
Inside AA 0007										
Low Income	0	0	0	0	0	0	0	0	0	0
Moderate Income	0	0	0	0	0	0	0	0	0	0
Middle Income	2	76	0	0	0	0	2	76	0	0
Upper Income	6	125	0	0	0	0	6	125	0	0
Income Not Known	0	0	0	0	0	0	0	0	0	0
Tract Not Known	0	0	0	0	0	0	0	0	0	0
County Total	8	201	0	0	0	0	8	201	0	0
FRANKLIN COUNTY (051), TN										
MSA NA										
Inside AA 0010										
Low Income	0	0	0	0	0	0	0	0	0	0
Moderate Income	0	0	0	0	0	0	0	0	0	0
Middle Income	1	20	1	129	0	0	2	149	0	0
Upper Income	0	0	0	0	0	0	0	0	0	0
Income Not Known	0	0	0	0	0	0	0	0	0	0
Tract Not Known	0	0	0	0	0	0	0	0	0	0
County Total	1	20	1	129	0	0	2	149	0	0

2019 Institution Disclosure Statement - Table 2-1
Loans by County
Small Farm Loans - Originations
Institution: CITIZENS BANK OF LAFAYETTE

Respondent ID: 0000001711
Agency: FDIC - 3
State: TENNESSEE (47)

Area Income Characteristics	Loan Amount at Origination <=$100,000		Loan Amount at Origination >$100,000 But <=$250,000		Loan Amount at Origination >$250,000		Loans to Farms with Gross Annual Revenues <= $1 Million		Memo Item: Loans by Affiliates	
	Num of Loans	Amount (000s)	Num of Loans	Amount (000s)	Num of Loans	Amount (000s)	Num of Loans	Amount (000s)	Num of Loans	Amount (000s)
GRUNDY COUNTY (061), TN										
MSA NA										
Outside Assessment Area										
Low Income	0	0	0	0	0	0	0	0	0	0
Moderate Income	0	0	0	0	0	0	0	0	0	0
Middle Income	0	0	0	0	0	0	0	0	0	0
Upper Income	1	60	0	0	0	0	1	60	0	0
Income Not Known	0	0	0	0	0	0	0	0	0	0
Tract Not Known	0	0	0	0	0	0	0	0	0	0
County Total	1	60	0	0	0	0	1	60	0	0
JACKSON COUNTY (087), TN										
MSA NA										
Inside AA 0006										
Low Income	0	0	0	0	0	0	0	0	0	0
Moderate Income	4	22	0	0	0	0	4	22	0	0
Middle Income	21	379	3	530	1	280	25	1,189	0	0
Upper Income	0	0	0	0	0	0	0	0	0	0
Income Not Known	0	0	0	0	0	0	0	0	0	0
Tract Not Known	0	0	0	0	0	0	0	0	0	0
County Total	25	401	3	530	1	280	29	1,211	0	0
MACON COUNTY (111), TN										
MSA 34980										
Inside AA 0002										
Low Income	0	0	0	0	0	0	0	0	0	0
Moderate Income	51	1,285	10	1,668	2	570	63	3,523	0	0
Middle Income	20	639	4	628	4	1,682	28	2,949	0	0
Upper Income	0	0	0	0	0	0	0	0	0	0
Income Not Known	0	0	0	0	0	0	0	0	0	0
Tract Not Known	0	0	0	0	0	0	0	0	0	0
County Total	71	1,924	14	2,296	6	2,252	91	6,472	0	0

2019 Institution Disclosure Statement - Table 2-1
Loans by County
Small Farm Loans - Originations
Institution: CITIZENS BANK OF LAFAYETTE

Respondent ID: 0000001711
Agency: FDIC - 3
State: TENNESSEE (47)

Area Income Characteristics	Loan Amount at Origination <=$100,000		Loan Amount at Origination >$100,000 But <=$250,000		Loan Amount at Origination >$250,000		Loans to Farms with Gross Annual Revenues <= $1 Million		Memo Item: Loans by Affiliates	
	Num of Loans	Amount (000s)	Num of Loans	Amount (000s)	Num of Loans	Amount (000s)	Num of Loans	Amount (000s)	Num of Loans	Amount (000s)
OVERTON COUNTY (133), TN										
MSA NA										
Outside Assessment Area										
Low Income	0	0	0	0	0	0	0	0	0	0
Moderate Income	0	0	0	0	0	0	0	0	0	0
Middle Income	1	60	0	0	0	0	1	60	0	0
Upper Income	0	0	0	0	0	0	0	0	0	0
Income Not Known	0	0	0	0	0	0	0	0	0	0
Tract Not Known	0	0	0	0	0	0	0	0	0	0
County Total	1	60	0	0	0	0	1	60	0	0
PUTNAM COUNTY (141), TN										
MSA NA										
Outside Assessment Area										
Low Income	0	0	0	0	0	0	0	0	0	0
Moderate Income	0	0	0	0	0	0	0	0	0	0
Middle Income	1	92	0	0	0	0	1	92	0	0
Upper Income	1	100	0	0	0	0	1	100	0	0
Income Not Known	0	0	0	0	0	0	0	0	0	0
Tract Not Known	0	0	0	0	0	0	0	0	0	0
County Total	2	192	0	0	0	0	2	192	0	0
ROBERTSON COUNTY (147), TN										
MSA 34980										
Outside Assessment Area										
Low Income	0	0	0	0	0	0	0	0	0	0
Moderate Income	0	0	0	0	0	0	0	0	0	0
Middle Income	2	63	2	280	2	870	6	1,213	0	0
Upper Income	0	0	0	0	0	0	0	0	0	0
Income Not Known	0	0	0	0	0	0	0	0	0	0
Tract Not Known	0	0	0	0	0	0	0	0	0	0
County Total	2	63	2	280	2	870	6	1,213	0	0

2019 Institution Disclosure Statement - Table 2-1
Loans by County
Small Farm Loans - Originations
Institution: CITIZENS BANK OF LAFAYETTE

Respondent ID: 0000001711
Agency: FDIC - 3
State: TENNESSEE (47)

Area Income Characteristics	Loan Amount at Origination <=$100,000		Loan Amount at Origination >$100,000 But <=$250,000		Loan Amount at Origination >$250,000		Loans to Farms with Gross Annual Revenues <= $1 Million		Memo Item: Loans by Affiliates	
	Num of Loans	Amount (000s)	Num of Loans	Amount (000s)	Num of Loans	Amount (000s)	Num of Loans	Amount (000s)	Num of Loans	Amount (000s)
RUTHERFORD COUNTY (149), TN										
MSA 34980										
Outside Assessment Area										
Low Income	0	0	0	0	0	0	0	0	0	0
Moderate Income	0	0	0	0	0	0	0	0	0	0
Middle Income	0	0	0	0	0	0	0	0	0	0
Upper Income	1	39	0	0	0	0	1	39	0	0
Income Not Known	0	0	0	0	0	0	0	0	0	0
Tract Not Known	0	0	0	0	0	0	0	0	0	0
County Total	1	39	0	0	0	0	1	39	0	0
SMITH COUNTY (159), TN										
MSA 34980										
Inside AA 0003										
Low Income	0	0	0	0	0	0	0	0	0	0
Moderate Income	6	235	1	165	0	0	7	400	0	0
Middle Income	9	206	0	0	0	0	9	206	0	0
Upper Income	0	0	0	0	0	0	0	0	0	0
Income Not Known	0	0	0	0	0	0	0	0	0	0
Tract Not Known	0	0	0	0	0	0	0	0	0	0
County Total	15	441	1	165	0	0	16	606	0	0

Footnote:

2/ County only partially included in the institution's assessment area(s). At least one census tract in the county is not included in the institution's assessment area definition.

2019 Institution Disclosure Statement - Table 2-1
Loans by County
Small Farm Loans - Originations
Institution: CITIZENS BANK OF LAFAYETTE

Respondent ID: 0000001711
Agency: FDIC - 3
State: TENNESSEE (47)

Area Income Characteristics	Loan Amount at Origination <=$100,000		Loan Amount at Origination >$100,000 But <=$250,000		Loan Amount at Origination >$250,000		Loans to Farms with Gross Annual Revenues <= $1 Million		Memo Item: Loans by Affiliates	
	Num of Loans	Amount (000s)	Num of Loans	Amount (000s)	Num of Loans	Amount (000s)	Num of Loans	Amount (000s)	Num of Loans	Amount (000s)
SUMNER COUNTY (165), TN 2/										
MSA 34980										
Inside AA 0001										
Low Income	0	0	0	0	0	0	0	0	0	0
Moderate Income	7	136	0	0	0	0	7	136	0	0
Middle Income	2	24	1	170	1	327	4	521	0	0
Upper Income	0	0	0	0	0	0	0	0	0	0
Income Not Known	0	0	0	0	0	0	0	0	0	0
Tract Not Known	0	0	0	0	0	0	0	0	0	0
County Total	9	160	1	170	1	327	11	657	0	0
Outside Assessment Area										
Low Income	0	0	0	0	0	0	0	0	0	0
Moderate Income	0	0	0	0	0	0	0	0	0	0
Middle Income	2	144	0	0	0	0	2	144	0	0
Upper Income	1	50	0	0	0	0	1	50	0	0
Income Not Known	0	0	0	0	0	0	0	0	0	0
Tract Not Known	0	0	0	0	0	0	0	0	0	0
County Total	3	194	0	0	0	0	3	194	0	0
Totals For County: (165) 2/										
Low Income	0	0	0	0	0	0	0	0	0	0
Moderate Income	7	136	0	0	0	0	7	136	0	0
Middle Income	4	168	1	170	1	327	6	665	0	0
Upper Income	1	50	0	0	0	0	1	50	0	0
Income Not Known	0	0	0	0	0	0	0	0	0	0
Tract Not Known	0	0	0	0	0	0	0	0	0	0
County Total	12	354	1	170	1	327	14	851	0	0

Footnote:

2/ County only partially included in the institution's assessment area(s). At least one census tract in the county is not included in the institution's assessment area definition.

2019 Institution Disclosure Statement - Table 2-1
Loans by County
Small Farm Loans - Originations
Institution: CITIZENS BANK OF LAFAYETTE

Respondent ID: 0000001711
Agency: FDIC - 3
State: TENNESSEE (47)

Area Income Characteristics	Loan Amount at Origination <=$100,000		Loan Amount at Origination >$100,000 But <=$250,000		Loan Amount at Origination >$250,000		Loans to Farms with Gross Annual Revenues <= $1 Million		Memo Item: Loans by Affiliates	
	Num of Loans	Amount (000s)	Num of Loans	Amount (000s)	Num of Loans	Amount (000s)	Num of Loans	Amount (000s)	Num of Loans	Amount (000s)
TROUSDALE COUNTY (169), TN										
MSA 34980										
Outside Assessment Area										
Low Income	0	0	0	0	0	0	0	0	0	0
Moderate Income	0	0	0	0	0	0	0	0	0	0
Middle Income	4	132	0	0	0	0	4	132	0	0
Upper Income	0	0	0	0	0	0	0	0	0	0
Income Not Known	0	0	0	0	0	0	0	0	0	0
Tract Not Known	0	0	0	0	0	0	0	0	0	0
County Total	4	132	0	0	0	0	4	132	0	0
WILSON COUNTY (189), TN 2/										
MSA 34980										
Inside AA 0004										
Low Income	0	0	0	0	0	0	0	0	0	0
Moderate Income	0	0	0	0	0	0	0	0	0	0
Middle Income	1	60	0	0	0	0	1	60	0	0
Upper Income	0	0	0	0	0	0	0	0	0	0
Income Not Known	0	0	0	0	0	0	0	0	0	0
Tract Not Known	0	0	0	0	0	0	0	0	0	0
County Total	1	60	0	0	0	0	1	60	0	0
TOTAL INSIDE AA IN STATE	159	3,936	21	3,490	10	3,589	190	11,015	0	0
TOTAL OUTSIDE AA IN STATE	20	886	4	660	2	870	26	2,416	0	0
STATE TOTAL	179	4,822	25	4,150	12	4,459	216	13,431	0	0
TOTAL ACROSS ALL STATES										
TOTAL INSIDE AA	159	3,936	21	3,490	10	3,589	190	11,015	0	0
TOTAL OUTSIDE AA	38	1,348	7	1,035	2	870	47	3,253	0	0
TOTAL INSIDE & OUTSIDE	197	5,284	28	4,525	12	4,459	237	14,268	0	0

Footnote:

2/ County only partially included in the institution's assessment area(s). At least one census tract in the county is not included in the institution's assessment area definition.

2019 Institution Disclosure Statement - Table 3
Assessment Area/Non-Assessment Area Activity
Small Business Loans
Institution: CITIZENS BANK OF LAFAYETTE

Respondent ID: 0000001711
Agency: FDIC - 3

ASSESSMENT AREA LOANS	Originations		Originations to Businesses with <= $1 million revenue		Purchases	
	Num of Loans	Amount (000s)	Num of Loans	Amount (000s)	Num of Loans	Amount (000s)
TN - SUMNER COUNTY (165) - MSA 34980 2/	34	2,156	34	2,156	0	0
TN - MACON COUNTY (111) - MSA 34980	95	6,186	95	6,186	0	0
TN - SMITH COUNTY (159) - MSA 34980	10	1,527	10	1,527	0	0
TN - WILSON COUNTY (189) - MSA 34980 2/	26	2,768	26	2,768	0	0
TN - CLAY COUNTY (027) - MSA NA	17	508	17	508	0	0
TN - JACKSON COUNTY (087) - MSA NA	19	405	19	405	0	0
TN - DEKALB COUNTY (041) - MSA NA	35	1,613	35	1,613	0	0
TN - BEDFORD COUNTY (003) - MSA NA	37	2,421	28	1,127	0	0
TN - COFFEE COUNTY (031) - MSA NA	31	3,703	26	2,376	0	0
TN - FRANKLIN COUNTY (051) - MSA NA	21	4,973	19	3,463	0	0

Footnote:
2/ County only partially included in the institution's assessment area(s). At least one census tract in the county is not included in the institution's assessment area definition.

2019 Institution Disclosure Statement - Table 4
Assessment Area/Non-Assessment Area Activity
Small Farm Loans
Institution: CITIZENS BANK OF LAFAYETTE

Respondent ID: 0000001711
Agency: FDIC - 3

ASSESSMENT AREA LOANS	Originations		Originations to Farms with <= $1 million revenue		Purchases	
	Num of Loans	Amount (000s)	Num of Loans	Amount (000s)	Num of Loans	Amount (000s)
TN - SUMNER COUNTY (165) - MSA 34980 2/	11	657	11	657	0	0
TN - MACON COUNTY (111) - MSA 34980	91	6,472	91	6,472	0	0
TN - SMITH COUNTY (159) - MSA 34980	16	606	16	606	0	0
TN - WILSON COUNTY (189) - MSA 34980 2/	1	60	1	60	0	0
TN - CLAY COUNTY (027) - MSA NA	17	1,066	17	1,066	0	0
TN - JACKSON COUNTY (087) - MSA NA	29	1,211	29	1,211	0	0
TN - DEKALB COUNTY (041) - MSA NA	8	201	8	201	0	0
TN - BEDFORD COUNTY (003) - MSA NA	12	567	12	567	0	0
TN - COFFEE COUNTY (031) - MSA NA	3	26	3	26	0	0
TN - FRANKLIN COUNTY (051) - MSA NA	2	149	2	149	0	0

Footnote:
2/ County only partially included in the institution's assessment area(s). At least one census tract in the county is not included in the institution's assessment area definition.

2019 Institution Disclosure Statement - Table 5
Community Development/Consortium-Third Party Activity
Institution: CITIZENS BANK OF LAFAYETTE

Respondent ID: 0000001711
Agency: FDIC - 3

			Memo Item: Loans by Affiliates	
	Num of Loans	**Amount (000s)**	**Num of Loans**	**Amount (000s)**
Community Development Loans				
Originated	21	9,612	0	0
Purchased	0	0	0	0
Total	21	9,612	0	0
Consortium/Third Party Loans (optional)				

2019 Institution Disclosure Statement - Table 6
Assessment Area(s) by Tract
*** denotes no loans made in specified tracts**
Institution: CITIZENS BANK OF LAFAYETTE

Respondent ID: 0000001711
Agency: FDIC - 3

ASSESSMENT AREA - 0001

SUMNER COUNTY (165), TN 2/

MSA: 34980

Moderate Income

0201.01 0201.02

Middle Income

0206.01 0206.02

ASSESSMENT AREA - 0002

MACON COUNTY (111), TN

MSA: 34980

Moderate Income

9701.00 9703.00 9704.00

Middle Income

9702.00

ASSESSMENT AREA - 0003

SMITH COUNTY (159), TN

MSA: 34980

Moderate Income

9750.00 9751.00 9753.00*

Middle Income

9752.00 9754.00

ASSESSMENT AREA - 0004

WILSON COUNTY (189), TN 2/

MSA: 34980

Low Income

0307.00

Moderate Income

0304.01 0304.02 0305.00 0306.00

Footnote:
2/ County only partially included in the institution's assessment area(s). At least one census tract in the county is not included in the institution's assessment area definition.

2019 Institution Disclosure Statement - Table 6
Assessment Area(s) by Tract
*** denotes no loans made in specified tracts**
Institution: CITIZENS BANK OF LAFAYETTE

Respondent ID: 0000001711
Agency: FDIC - 3

Middle Income

0301.02 0308.00 0310.00

ASSESSMENT AREA - 0005

CLAY COUNTY (027), TN

MSA: NA

Moderate Income

9550.00

Middle Income

9551.00

ASSESSMENT AREA - 0006

JACKSON COUNTY (087), TN

MSA: NA

Moderate Income

9604.00

Middle Income

9601.00 9602.00 9603.00

ASSESSMENT AREA - 0007

DEKALB COUNTY (041), TN

MSA: NA

Middle Income

9201.01 9201.02 9202.00

Upper Income

9203.00

ASSESSMENT AREA - 0008

BEDFORD COUNTY (003), TN

MSA: NA

Moderate Income

9506.00

Footnote:
2/ County only partially included in the institution's assessment area(s). At least one census tract in the county is not included in the institution's assessment area definition.

2019 Institution Disclosure Statement - Table 6
Assessment Area(s) by Tract
*** denotes no loans made in specified tracts**
Institution: CITIZENS BANK OF LAFAYETTE

Respondent ID: 0000001711
Agency: FDIC - 3

Middle Income

9502.00 9503.00 9504.01 9504.02 9505.00 9507.00

Upper Income

9501.00 9508.00

ASSESSMENT AREA - 0009

COFFEE COUNTY (031), TN

MSA: NA

Moderate Income

9709.00

Middle Income

9701.00* 9702.00* 9703.00* 9704.00 9705.00 9707.00 9708.01 9710.00

Upper Income

9706.00 9708.02

Income Not Known

9801.00*

ASSESSMENT AREA - 0010

FRANKLIN COUNTY (051), TN

MSA: NA

Middle Income

9601.00 9602.02 9603.00 9604.00 9605.00 9606.00 9608.00*

Upper Income

9602.01 9607.00*

OUTSIDE ASSESSMENT AREA

LAWRENCE COUNTY (079), AL

MSA: 19460

Middle Income

9797.00

PERRY COUNTY (105), AL

Footnote:
2/ County only partially included in the institution's assessment area(s). At least one census tract in the county is not included in the institution's assessment area definition.

2019 Institution Disclosure Statement - Table 6
Assessment Area(s) by Tract
*** denotes no loans made in specified tracts**
Institution: CITIZENS BANK OF LAFAYETTE

Respondent ID: 0000001711
Agency: FDIC - 3

MSA: NA
Middle Income
6870.00
FORSYTH COUNTY (117), GA
MSA: 12060
Middle Income
1305.09
DEKALB COUNTY (037), IL
MSA: 20994
Middle Income
0019.00
ALLEN COUNTY (003), KY
MSA: 14540
Moderate Income
9206.00
Middle Income
9202.00 9205.00
CHRISTIAN COUNTY (047), KY
MSA: 17300
Middle Income
2011.00
CLINTON COUNTY (053), KY
MSA: NA
Middle Income
9701.00
MONROE COUNTY (171), KY
MSA: NA
Moderate Income

Footnote:
2/ County only partially included in the institution's assessment area(s). At least one census tract in the county is not included in the institution's assessment area definition.

9302.00
Middle Income

9304.00

FRANKLIN COUNTY (071), MO

MSA: 41180

Middle Income

8002.02

CANNON COUNTY (015), TN

MSA: 34980

Moderate Income

9601.00
Middle Income

9603.00

DAVIDSON COUNTY (037), TN

MSA: 34980

Median Family Income 10-20%

0193.00
Median Family Income 50-60%

0113.00
Median Family Income 60-70%

0108.01
Median Family Income >= 120%

0154.01 0168.00 0179.02

GRUNDY COUNTY (061), TN

MSA: NA

Upper Income

9551.00

HAMILTON COUNTY (065), TN

MSA: 16860

Footnote:
2/ County only partially included in the institution's assessment area(s). At least one census tract in the county is not included in the institution's assessment area definition.

2019 Institution Disclosure Statement - Table 6
Assessment Area(s) by Tract
*** denotes no loans made in specified tracts**
Institution: CITIZENS BANK OF LAFAYETTE

Respondent ID: 0000001711
Agency: FDIC - 3

Low Income

0019.00

MCMINN COUNTY (107), TN

MSA: NA

Middle Income

9706.00

MARSHALL COUNTY (117), TN

MSA: NA

Upper Income

9550.00 9551.00

MOORE COUNTY (127), TN

MSA: NA

Middle Income

9302.00

Upper Income

9301.00

OVERTON COUNTY (133), TN

MSA: NA

Middle Income

9506.00

PUTNAM COUNTY (141), TN

MSA: NA

Middle Income

0003.01 0009.00 0011.00

Upper Income

0006.00 0010.00

ROBERTSON COUNTY (147), TN

MSA: 34980

Footnote:
2/ County only partially included in the institution's assessment area(s). At least one census tract in the county is not included in the institution's assessment area definition.

2019 Institution Disclosure Statement - Table 6
Assessment Area(s) by Tract
*** denotes no loans made in specified tracts**
Institution: CITIZENS BANK OF LAFAYETTE

Respondent ID: 0000001711
Agency: FDIC - 3

Middle Income

0801.01 0801.04 0802.00 0805.00

RUTHERFORD COUNTY (149), TN

MSA: 34980

Low Income

0418.00

Moderate Income

0401.04

Middle Income

0401.01 0403.02 0405.02 0407.01 0408.08 0409.01 0409.02

Upper Income

0408.07

SUMNER COUNTY (165), TN 2/

MSA: 34980

Moderate Income

0203.00 0207.00 0209.02

Middle Income

0202.04 0202.09 0204.04 0204.07 0209.03

Upper Income

0204.06 0212.01

TROUSDALE COUNTY (169), TN

MSA: 34980

Moderate Income

0902.00

Middle Income

0901.00

WARREN COUNTY (177), TN

MSA: NA

Middle Income

Footnote:
2/ County only partially included in the institution's assessment area(s). At least one census tract in the county is not included in the institution's assessment area definition.

2019 Institution Disclosure Statement - Table 6
Assessment Area(s) by Tract
*** denotes no loans made in specified tracts**
Institution: CITIZENS BANK OF LAFAYETTE

Respondent ID: 0000001711
Agency: FDIC - 3

9302.00

WHITE COUNTY (185), TN

MSA: NA

Middle Income

9353.00

WILLIAMSON COUNTY (187), TN

MSA: 34980

Upper Income

0511.00

WILSON COUNTY (189), TN 2/

MSA: 34980

Middle Income

0301.01 0309.03 0309.04

Upper Income

0302.02 0302.04

DENTON COUNTY (121), TX

MSA: 19124

Median Family Income 90-100%

0217.38

Footnote:
2/ County only partially included in the institution's assessment area(s). At least one census tract in the county is not included in the institution's assessment area definition.

2019 Institution Disclosure Statement - Table E-1
Error Status Information
Institution: CITIZENS BANK OF LAFAYETTE

Respondent ID: 0000001711
Agency: FDIC - 3

Record Identifier: [11]	Total Composite Records on File	Total Composite Records Without Errors	Total Validity[10] Errors	Percentage of Validity Errors
Transmittal Sheet	1	1	0	0.00%
Small Business Loans	106	106	0	0.00%
Small Farm Loans	56	56	0	0.00%
Community Development Loans	1	1	0	0.00%
Consortium/Third Party Loans (Optional)	0	0	0	0.00%
Assessment Area	61	61	0	0.00%
Total	225	225	0	0.00%

Footnote:

10. A validity edit helps to verify the accuracy of the data reported. An institution's CRA submission that passes all validity edits does not ensure 100% accurate data. True accuracy is determined during the examination process.

11. A record represents one row of data reported to the Federal Reserve Board. This does not in any way represent the number of loans originated or purchased by the institution.

2020 Institution Disclosure Statement - Table 1-1
Loans by County
Small Business Loans - Originations
Institution: CITIZENS BANK OF LAFAYETTE

Respondent ID: 0000001711
Agency: FDIC - 3
State: ALABAMA (01)

Area Income Characteristics	Loan Amount at Origination <=$100,000		Loan Amount at Origination >$100,000 But <=$250,000		Loan Amount at Origination >$250,000		Loans to Businesses with Gross Annual Revenues <= $1 Million		Memo Item: Loans by Affiliates	
	Num of Loans	Amount (000s)	Num of Loans	Amount (000s)	Num of Loans	Amount (000s)	Num of Loans	Amount (000s)	Num of Loans	Amount (000s)
LIMESTONE COUNTY (083), AL										
MSA 26620										
Outside Assessment Area										
Low Income	0	0	0	0	0	0	0	0	0	0
Moderate Income	0	0	0	0	0	0	0	0	0	0
Middle Income	0	0	0	0	0	0	0	0	0	0
Upper Income	1	14	0	0	0	0	1	14	0	0
Income Not Known	0	0	0	0	0	0	0	0	0	0
Tract Not Known	0	0	0	0	0	0	0	0	0	0
County Total	1	14	0	0	0	0	1	14	0	0
TOTAL INSIDE AA IN STATE	0	0	0	0	0	0	0	0	0	0
TOTAL OUTSIDE AA IN STATE	1	14	0	0	0	0	1	14	0	0
STATE TOTAL	1	14	0	0	0	0	1	14	0	0

2020 Institution Disclosure Statement - Table 1-1
Loans by County
Small Business Loans - Originations
Institution: CITIZENS BANK OF LAFAYETTE

Respondent ID: 0000001711
Agency: FDIC - 3
State: CALIFORNIA (06)

Area Income Characteristics	Loan Amount at Origination <=$100,000		Loan Amount at Origination >$100,000 But <=$250,000		Loan Amount at Origination >$250,000		Loans to Businesses with Gross Annual Revenues <= $1 Million		Memo Item: Loans by Affiliates	
	Num of Loans	Amount (000s)	Num of Loans	Amount (000s)	Num of Loans	Amount (000s)	Num of Loans	Amount (000s)	Num of Loans	Amount (000s)
LOS ANGELES COUNTY (037), CA										
MSA 31084										
Outside Assessment Area										
Median Family Income < 10%	0	0	0	0	0	0	0	0	0	0
Median Family Income 10-20%	0	0	0	0	0	0	0	0	0	0
Median Family Income 20-30%	0	0	0	0	0	0	0	0	0	0
Median Family Income 30-40%	0	0	0	0	0	0	0	0	0	0
Median Family Income 40-50%	0	0	0	0	0	0	0	0	0	0
Median Family Income 50-60%	1	2	0	0	0	0	1	2	0	0
Median Family Income 60-70%	0	0	0	0	0	0	0	0	0	0
Median Family Income 70-80%	0	0	0	0	0	0	0	0	0	0
Median Family Income 80-90%	0	0	0	0	0	0	0	0	0	0
Median Family Income 90-100%	0	0	0	0	0	0	0	0	0	0
Median Family Income 100-110%	0	0	0	0	0	0	0	0	0	0
Median Family Income 110-120%	0	0	0	0	0	0	0	0	0	0
Median Family Income >= 120%	0	0	0	0	0	0	0	0	0	0
Median Family Income Not Known	0	0	0	0	0	0	0	0	0	0
Tract Not Known	0	0	0	0	0	0	0	0	0	0
County Total	1	2	0	0	0	0	1	2	0	0
TOTAL INSIDE AA IN STATE	0	0	0	0	0	0	0	0	0	0
TOTAL OUTSIDE AA IN STATE	1	2	0	0	0	0	1	2	0	0
STATE TOTAL	1	2	0	0	0	0	1	2	0	0

2020 Institution Disclosure Statement - Table 1-1
Loans by County
Small Business Loans - Originations
Institution: CITIZENS BANK OF LAFAYETTE

Respondent ID: 0000001711
Agency: FDIC - 3
State: FLORIDA (12)

Area Income Characteristics	Loan Amount at Origination <=$100,000		Loan Amount at Origination >$100,000 But <=$250,000		Loan Amount at Origination >$250,000		Loans to Businesses with Gross Annual Revenues <= $1 Million		Memo Item: Loans by Affiliates	
	Num of Loans	Amount (000s)	Num of Loans	Amount (000s)	Num of Loans	Amount (000s)	Num of Loans	Amount (000s)	Num of Loans	Amount (000s)
BROWARD COUNTY (011), FL										
MSA 22744										
Outside Assessment Area										
Median Family Income < 10%	0	0	0	0	0	0	0	0	0	0
Median Family Income 10-20%	0	0	0	0	0	0	0	0	0	0
Median Family Income 20-30%	0	0	0	0	0	0	0	0	0	0
Median Family Income 30-40%	0	0	0	0	0	0	0	0	0	0
Median Family Income 40-50%	0	0	0	0	0	0	0	0	0	0
Median Family Income 50-60%	0	0	0	0	0	0	0	0	0	0
Median Family Income 60-70%	0	0	0	0	0	0	0	0	0	0
Median Family Income 70-80%	0	0	0	0	0	0	0	0	0	0
Median Family Income 80-90%	0	0	0	0	0	0	0	0	0	0
Median Family Income 90-100%	0	0	0	0	0	0	0	0	0	0
Median Family Income 100-110%	0	0	0	0	0	0	0	0	0	0
Median Family Income 110-120%	0	0	0	0	0	0	0	0	0	0
Median Family Income >= 120%	1	100	0	0	0	0	1	100	0	0
Median Family Income Not Known	0	0	0	0	0	0	0	0	0	0
Tract Not Known	0	0	0	0	0	0	0	0	0	0
County Total	1	100	0	0	0	0	1	100	0	0
TOTAL INSIDE AA IN STATE	0	0	0	0	0	0	0	0	0	0
TOTAL OUTSIDE AA IN STATE	1	100	0	0	0	0	1	100	0	0
STATE TOTAL	1	100	0	0	0	0	1	100	0	0

2020 Institution Disclosure Statement - Table 1-1
Loans by County
Small Business Loans - Originations
Institution: CITIZENS BANK OF LAFAYETTE

Respondent ID: 0000001711
Agency: FDIC - 3
State: GEORGIA (13)

Area Income Characteristics	Loan Amount at Origination <=$100,000		Loan Amount at Origination >$100,000 But <=$250,000		Loan Amount at Origination >$250,000		Loans to Businesses with Gross Annual Revenues <= $1 Million		Memo Item: Loans by Affiliates	
	Num of Loans	Amount (000s)	Num of Loans	Amount (000s)	Num of Loans	Amount (000s)	Num of Loans	Amount (000s)	Num of Loans	Amount (000s)
GRADY COUNTY (131), GA										
MSA NA										
Outside Assessment Area										
Low Income	0	0	0	0	0	0	0	0	0	0
Moderate Income	0	0	0	0	0	0	0	0	0	0
Middle Income	0	0	0	0	1	390	0	0	0	0
Upper Income	0	0	0	0	0	0	0	0	0	0
Income Not Known	0	0	0	0	0	0	0	0	0	0
Tract Not Known	0	0	0	0	0	0	0	0	0	0
County Total	0	0	0	0	1	390	0	0	0	0
TOTAL INSIDE AA IN STATE	0	0	0	0	0	0	0	0	0	0
TOTAL OUTSIDE AA IN STATE	0	0	0	0	1	390	0	0	0	0
STATE TOTAL	0	0	0	0	1	390	0	0	0	0

2020 Institution Disclosure Statement - Table 1-1
Loans by County
Small Business Loans - Originations
Institution: CITIZENS BANK OF LAFAYETTE

Respondent ID: 0000001711
Agency: FDIC - 3
State: KENTUCKY (21)

Area Income Characteristics	Loan Amount at Origination <=$100,000		Loan Amount at Origination >$100,000 But <=$250,000		Loan Amount at Origination >$250,000		Loans to Businesses with Gross Annual Revenues <= $1 Million		Memo Item: Loans by Affiliates	
	Num of Loans	Amount (000s)	Num of Loans	Amount (000s)	Num of Loans	Amount (000s)	Num of Loans	Amount (000s)	Num of Loans	Amount (000s)
ALLEN COUNTY (003), KY										
MSA 14540										
Outside Assessment Area										
Low Income	0	0	0	0	0	0	0	0	0	0
Moderate Income	3	25	0	0	0	0	3	25	0	0
Middle Income	6	169	1	155	0	0	7	324	0	0
Upper Income	4	149	1	120	1	655	6	924	0	0
Income Not Known	0	0	0	0	0	0	0	0	0	0
Tract Not Known	0	0	0	0	0	0	0	0	0	0
County Total	13	343	2	275	1	655	16	1,273	0	0
BARREN COUNTY (009), KY										
MSA NA										
Outside Assessment Area										
Low Income	0	0	0	0	0	0	0	0	0	0
Moderate Income	0	0	0	0	0	0	0	0	0	0
Middle Income	2	55	0	0	0	0	2	55	0	0
Upper Income	0	0	0	0	0	0	0	0	0	0
Income Not Known	0	0	0	0	0	0	0	0	0	0
Tract Not Known	0	0	0	0	0	0	0	0	0	0
County Total	2	55	0	0	0	0	2	55	0	0
HARDIN COUNTY (093), KY										
MSA 21060										
Outside Assessment Area										
Low Income	0	0	0	0	0	0	0	0	0	0
Moderate Income	1	43	0	0	0	0	1	43	0	0
Middle Income	0	0	0	0	0	0	0	0	0	0
Upper Income	0	0	0	0	0	0	0	0	0	0
Income Not Known	0	0	0	0	0	0	0	0	0	0
Tract Not Known	0	0	0	0	0	0	0	0	0	0
County Total	1	43	0	0	0	0	1	43	0	0

2020 Institution Disclosure Statement - Table 1-1
Loans by County
Small Business Loans - Originations
Institution: CITIZENS BANK OF LAFAYETTE

Respondent ID: 0000001711
Agency: FDIC - 3
State: KENTUCKY (21)

Area Income Characteristics	Loan Amount at Origination <=$100,000		Loan Amount at Origination >$100,000 But <=$250,000		Loan Amount at Origination >$250,000		Loans to Businesses with Gross Annual Revenues <= $1 Million		Memo Item: Loans by Affiliates	
	Num of Loans	Amount (000s)	Num of Loans	Amount (000s)	Num of Loans	Amount (000s)	Num of Loans	Amount (000s)	Num of Loans	Amount (000s)
MONROE COUNTY (171), KY										
MSA NA										
Outside Assessment Area										
Low Income	0	0	0	0	0	0	0	0	0	0
Moderate Income	4	130	1	143	0	0	5	273	0	0
Middle Income	0	0	0	0	0	0	0	0	0	0
Upper Income	0	0	0	0	0	0	0	0	0	0
Income Not Known	0	0	0	0	0	0	0	0	0	0
Tract Not Known	0	0	0	0	0	0	0	0	0	0
County Total	4	130	1	143	0	0	5	273	0	0
TOTAL INSIDE AA IN STATE	0	0	0	0	0	0	0	0	0	0
TOTAL OUTSIDE AA IN STATE	20	571	3	418	1	655	24	1,644	0	0
STATE TOTAL	20	571	3	418	1	655	24	1,644	0	0

2020 Institution Disclosure Statement - Table 1-1
Loans by County
Small Business Loans - Originations
Institution: CITIZENS BANK OF LAFAYETTE

Respondent ID: 0000001711
Agency: FDIC - 3
State: NORTH CAROLINA (37)

Area Income Characteristics	Loan Amount at Origination <=$100,000		Loan Amount at Origination >$100,000 But <=$250,000		Loan Amount at Origination >$250,000		Loans to Businesses with Gross Annual Revenues <= $1 Million		Memo Item: Loans by Affiliates	
	Num of Loans	Amount (000s)	Num of Loans	Amount (000s)	Num of Loans	Amount (000s)	Num of Loans	Amount (000s)	Num of Loans	Amount (000s)
MCDOWELL COUNTY (111), NC										
MSA NA										
Outside Assessment Area										
Low Income	0	0	0	0	0	0	0	0	0	0
Moderate Income	0	0	0	0	0	0	0	0	0	0
Middle Income	1	27	0	0	0	0	1	27	0	0
Upper Income	0	0	0	0	0	0	0	0	0	0
Income Not Known	0	0	0	0	0	0	0	0	0	0
Tract Not Known	0	0	0	0	0	0	0	0	0	0
County Total	1	27	0	0	0	0	1	27	0	0
TOTAL INSIDE AA IN STATE	0	0	0	0	0	0	0	0	0	0
TOTAL OUTSIDE AA IN STATE	1	27	0	0	0	0	1	27	0	0
STATE TOTAL	1	27	0	0	0	0	1	27	0	0

2020 Institution Disclosure Statement - Table 1-1
Loans by County
Small Business Loans - Originations
Institution: CITIZENS BANK OF LAFAYETTE

Respondent ID: 0000001711
Agency: FDIC - 3
State: SOUTH CAROLINA (45)

Area Income Characteristics	Loan Amount at Origination <=$100,000		Loan Amount at Origination >$100,000 But <=$250,000		Loan Amount at Origination >$250,000		Loans to Businesses with Gross Annual Revenues <= $1 Million		Memo Item: Loans by Affiliates	
	Num of Loans	Amount (000s)	Num of Loans	Amount (000s)	Num of Loans	Amount (000s)	Num of Loans	Amount (000s)	Num of Loans	Amount (000s)
LEXINGTON COUNTY (063), SC										
MSA 17900										
Outside Assessment Area										
Low Income	0	0	0	0	0	0	0	0	0	0
Moderate Income	2	33	0	0	0	0	2	33	0	0
Middle Income	0	0	0	0	0	0	0	0	0	0
Upper Income	0	0	0	0	0	0	0	0	0	0
Income Not Known	0	0	0	0	0	0	0	0	0	0
Tract Not Known	0	0	0	0	0	0	0	0	0	0
County Total	2	33	0	0	0	0	2	33	0	0
TOTAL INSIDE AA IN STATE	0	0	0	0	0	0	0	0	0	0
TOTAL OUTSIDE AA IN STATE	2	33	0	0	0	0	2	33	0	0
STATE TOTAL	2	33	0	0	0	0	2	33	0	0

2020 Institution Disclosure Statement - Table 1-1
Loans by County
Small Business Loans - Originations
Institution: CITIZENS BANK OF LAFAYETTE

Respondent ID: 0000001711
Agency: FDIC - 3
State: TENNESSEE (47)

Area Income Characteristics	Loan Amount at Origination <=$100,000		Loan Amount at Origination >$100,000 But <=$250,000		Loan Amount at Origination >$250,000		Loans to Businesses with Gross Annual Revenues <= $1 Million		Memo Item: Loans by Affiliates	
	Num of Loans	Amount (000s)	Num of Loans	Amount (000s)	Num of Loans	Amount (000s)	Num of Loans	Amount (000s)	Num of Loans	Amount (000s)
BEDFORD COUNTY (003), TN										
MSA NA										
Inside AA 0008										
Low Income	0	0	0	0	0	0	0	0	0	0
Moderate Income	15	456	2	282	2	643	17	738	0	0
Middle Income	47	1,205	5	845	8	3,313	48	1,398	0	0
Upper Income	14	456	0	0	0	0	14	456	0	0
Income Not Known	0	0	0	0	0	0	0	0	0	0
Tract Not Known	0	0	0	0	0	0	0	0	0	0
County Total	76	2,117	7	1,127	10	3,956	79	2,592	0	0
CANNON COUNTY (015), TN										
MSA 34980										
Outside Assessment Area										
Low Income	0	0	0	0	0	0	0	0	0	0
Moderate Income	1	13	1	111	0	0	2	124	0	0
Middle Income	0	0	0	0	0	0	0	0	0	0
Upper Income	0	0	0	0	0	0	0	0	0	0
Income Not Known	0	0	0	0	0	0	0	0	0	0
Tract Not Known	0	0	0	0	0	0	0	0	0	0
County Total	1	13	1	111	0	0	2	124	0	0
CHEATHAM COUNTY (021), TN										
MSA 34980										
Outside Assessment Area										
Low Income	0	0	0	0	0	0	0	0	0	0
Moderate Income	0	0	0	0	0	0	0	0	0	0
Middle Income	1	80	0	0	0	0	1	80	0	0
Upper Income	0	0	0	0	0	0	0	0	0	0
Income Not Known	0	0	0	0	0	0	0	0	0	0
Tract Not Known	0	0	0	0	0	0	0	0	0	0
County Total	1	80	0	0	0	0	1	80	0	0

2020 Institution Disclosure Statement - Table 1-1
Loans by County
Small Business Loans - Originations
Institution: CITIZENS BANK OF LAFAYETTE

Respondent ID: 0000001711
Agency: FDIC - 3
State: TENNESSEE (47)

Area Income Characteristics	Loan Amount at Origination <=$100,000		Loan Amount at Origination >$100,000 But <=$250,000		Loan Amount at Origination >$250,000		Loans to Businesses with Gross Annual Revenues <= $1 Million		Memo Item: Loans by Affiliates	
	Num of Loans	Amount (000s)	Num of Loans	Amount (000s)	Num of Loans	Amount (000s)	Num of Loans	Amount (000s)	Num of Loans	Amount (000s)
CLAY COUNTY (027), TN										
MSA NA										
Inside AA 0005										
Low Income	0	0	0	0	0	0	0	0	0	0
Moderate Income	28	812	0	0	1	435	29	1,247	0	0
Middle Income	10	278	2	316	1	928	13	1,522	0	0
Upper Income	0	0	0	0	0	0	0	0	0	0
Income Not Known	0	0	0	0	0	0	0	0	0	0
Tract Not Known	0	0	0	0	0	0	0	0	0	0
County Total	38	1,090	2	316	2	1,363	42	2,769	0	0
COFFEE COUNTY (031), TN										
MSA NA										
Inside AA 0009										
Low Income	0	0	0	0	0	0	0	0	0	0
Moderate Income	17	542	5	897	6	2,659	23	2,806	0	0
Middle Income	56	1,479	8	1,143	7	3,054	59	2,855	0	0
Upper Income	21	399	3	518	4	2,386	22	2,153	0	0
Income Not Known	0	0	0	0	0	0	0	0	0	0
Tract Not Known	0	0	0	0	0	0	0	0	0	0
County Total	94	2,420	16	2,558	17	8,099	104	7,814	0	0
CUMBERLAND COUNTY (035), TN										
MSA NA										
Outside Assessment Area										
Low Income	0	0	0	0	0	0	0	0	0	0
Moderate Income	3	161	0	0	0	0	3	161	0	0
Middle Income	0	0	0	0	0	0	0	0	0	0
Upper Income	0	0	0	0	0	0	0	0	0	0
Income Not Known	0	0	0	0	0	0	0	0	0	0
Tract Not Known	0	0	0	0	0	0	0	0	0	0
County Total	3	161	0	0	0	0	3	161	0	0

2020 Institution Disclosure Statement - Table 1-1
Loans by County
Small Business Loans - Originations
Institution: CITIZENS BANK OF LAFAYETTE

Respondent ID: 0000001711
Agency: FDIC - 3
State: TENNESSEE (47)

Area Income Characteristics	Loan Amount at Origination <=$100,000		Loan Amount at Origination >$100,000 But <=$250,000		Loan Amount at Origination >$250,000		Loans to Businesses with Gross Annual Revenues <= $1 Million		Memo Item: Loans by Affiliates	
	Num of Loans	Amount (000s)	Num of Loans	Amount (000s)	Num of Loans	Amount (000s)	Num of Loans	Amount (000s)	Num of Loans	Amount (000s)
DAVIDSON COUNTY (037), TN										
MSA 34980										
Outside Assessment Area										
Median Family Income < 10%	0	0	0	0	0	0	0	0	0	0
Median Family Income 10-20%	0	0	0	0	0	0	0	0	0	0
Median Family Income 20-30%	0	0	0	0	0	0	0	0	0	0
Median Family Income 30-40%	0	0	0	0	0	0	0	0	0	0
Median Family Income 40-50%	0	0	0	0	0	0	0	0	0	0
Median Family Income 50-60%	0	0	0	0	0	0	0	0	0	0
Median Family Income 60-70%	0	0	0	0	0	0	0	0	0	0
Median Family Income 70-80%	3	29	0	0	0	0	3	29	0	0
Median Family Income 80-90%	3	34	0	0	0	0	3	34	0	0
Median Family Income 90-100%	1	21	0	0	0	0	1	21	0	0
Median Family Income 100-110%	0	0	0	0	0	0	0	0	0	0
Median Family Income 110-120%	0	0	0	0	1	676	1	676	0	0
Median Family Income >= 120%	4	108	0	0	1	692	4	108	0	0
Median Family Income Not Known	0	0	0	0	0	0	0	0	0	0
Tract Not Known	0	0	0	0	0	0	0	0	0	0
County Total	11	192	0	0	2	1,368	12	868	0	0
DEKALB COUNTY (041), TN										
MSA NA										
Inside AA 0007										
Low Income	0	0	0	0	0	0	0	0	0	0
Moderate Income	0	0	0	0	0	0	0	0	0	0
Middle Income	60	1,282	4	519	2	823	62	1,576	0	0
Upper Income	24	462	1	116	0	0	25	578	0	0
Income Not Known	0	0	0	0	0	0	0	0	0	0
Tract Not Known	0	0	0	0	0	0	0	0	0	0
County Total	84	1,744	5	635	2	823	87	2,154	0	0

2020 Institution Disclosure Statement - Table 1-1
Loans by County
Small Business Loans - Originations
Institution: CITIZENS BANK OF LAFAYETTE

Respondent ID: 0000001711
Agency: FDIC - 3
State: TENNESSEE (47)

Area Income Characteristics	Loan Amount at Origination <=$100,000		Loan Amount at Origination >$100,000 But <=$250,000		Loan Amount at Origination >$250,000		Loans to Businesses with Gross Annual Revenues <= $1 Million		Memo Item: Loans by Affiliates	
	Num of Loans	Amount (000s)	Num of Loans	Amount (000s)	Num of Loans	Amount (000s)	Num of Loans	Amount (000s)	Num of Loans	Amount (000s)
FENTRESS COUNTY (049), TN										
MSA NA										
Outside Assessment Area										
Low Income	0	0	0	0	0	0	0	0	0	0
Moderate Income	0	0	0	0	2	884	2	884	0	0
Middle Income	1	34	0	0	0	0	1	34	0	0
Upper Income	0	0	0	0	0	0	0	0	0	0
Income Not Known	0	0	0	0	0	0	0	0	0	0
Tract Not Known	0	0	0	0	0	0	0	0	0	0
County Total	1	34	0	0	2	884	3	918	0	0
FRANKLIN COUNTY (051), TN										
MSA NA										
Inside AA 0010										
Low Income	0	0	0	0	0	0	0	0	0	0
Moderate Income	0	0	0	0	0	0	0	0	0	0
Middle Income	26	376	1	210	3	1,780	27	853	0	0
Upper Income	11	180	1	207	0	0	11	332	0	0
Income Not Known	0	0	0	0	0	0	0	0	0	0
Tract Not Known	0	0	0	0	0	0	0	0	0	0
County Total	37	556	2	417	3	1,780	38	1,185	0	0
GILES COUNTY (055), TN										
MSA NA										
Outside Assessment Area										
Low Income	0	0	0	0	0	0	0	0	0	0
Moderate Income	0	0	0	0	0	0	0	0	0	0
Middle Income	2	85	0	0	2	679	4	764	0	0
Upper Income	0	0	0	0	0	0	0	0	0	0
Income Not Known	0	0	0	0	0	0	0	0	0	0
Tract Not Known	0	0	0	0	0	0	0	0	0	0
County Total	2	85	0	0	2	679	4	764	0	0

2020 Institution Disclosure Statement - Table 1-1
Loans by County
Small Business Loans - Originations
Institution: CITIZENS BANK OF LAFAYETTE

Respondent ID: 0000001711
Agency: FDIC - 3
State: TENNESSEE (47)

Area Income Characteristics	Loan Amount at Origination <=$100,000		Loan Amount at Origination >$100,000 But <=$250,000		Loan Amount at Origination >$250,000		Loans to Businesses with Gross Annual Revenues <= $1 Million		Memo Item: Loans by Affiliates	
	Num of Loans	Amount (000s)	Num of Loans	Amount (000s)	Num of Loans	Amount (000s)	Num of Loans	Amount (000s)	Num of Loans	Amount (000s)
HAMILTON COUNTY (065), TN										
MSA 16860										
Outside Assessment Area										
Low Income	0	0	0	0	0	0	0	0	0	0
Moderate Income	0	0	0	0	0	0	0	0	0	0
Middle Income	1	8	1	117	0	0	1	8	0	0
Upper Income	0	0	0	0	0	0	0	0	0	0
Income Not Known	0	0	0	0	0	0	0	0	0	0
Tract Not Known	0	0	0	0	0	0	0	0	0	0
County Total	1	8	1	117	0	0	1	8	0	0
JACKSON COUNTY (087), TN										
MSA NA										
Inside AA 0006										
Low Income	0	0	0	0	0	0	0	0	0	0
Moderate Income	5	141	0	0	0	0	5	141	0	0
Middle Income	35	1,053	3	397	0	0	38	1,450	0	0
Upper Income	0	0	0	0	0	0	0	0	0	0
Income Not Known	0	0	0	0	0	0	0	0	0	0
Tract Not Known	0	0	0	0	0	0	0	0	0	0
County Total	40	1,194	3	397	0	0	43	1,591	0	0
KNOX COUNTY (093), TN										
MSA 28940										
Outside Assessment Area										
Low Income	0	0	0	0	0	0	0	0	0	0
Moderate Income	0	0	0	0	0	0	0	0	0	0
Middle Income	0	0	0	0	0	0	0	0	0	0
Upper Income	1	5	0	0	0	0	1	5	0	0
Income Not Known	0	0	0	0	0	0	0	0	0	0
Tract Not Known	0	0	0	0	0	0	0	0	0	0
County Total	1	5	0	0	0	0	1	5	0	0

2020 Institution Disclosure Statement - Table 1-1
Loans by County
Small Business Loans - Originations
Institution: CITIZENS BANK OF LAFAYETTE

Respondent ID: 0000001711
Agency: FDIC - 3
State: TENNESSEE (47)

Area Income Characteristics	Loan Amount at Origination <=$100,000		Loan Amount at Origination >$100,000 But <=$250,000		Loan Amount at Origination >$250,000		Loans to Businesses with Gross Annual Revenues <= $1 Million		Memo Item: Loans by Affiliates	
	Num of Loans	Amount (000s)	Num of Loans	Amount (000s)	Num of Loans	Amount (000s)	Num of Loans	Amount (000s)	Num of Loans	Amount (000s)
LINCOLN COUNTY (103), TN										
MSA NA										
Outside Assessment Area										
Low Income	0	0	0	0	0	0	0	0	0	0
Moderate Income	0	0	0	0	0	0	0	0	0	0
Middle Income	1	50	0	0	2	736	2	736	0	0
Upper Income	0	0	0	0	0	0	0	0	0	0
Income Not Known	0	0	0	0	0	0	0	0	0	0
Tract Not Known	0	0	0	0	0	0	0	0	0	0
County Total	1	50	0	0	2	736	2	736	0	0
MACON COUNTY (111), TN										
MSA 34980										
Inside AA 0002										
Low Income	0	0	0	0	0	0	0	0	0	0
Moderate Income	149	3,523	12	2,085	8	3,274	169	8,882	0	0
Middle Income	69	1,202	3	322	0	0	72	1,524	0	0
Upper Income	0	0	0	0	0	0	0	0	0	0
Income Not Known	0	0	0	0	0	0	0	0	0	0
Tract Not Known	0	0	0	0	0	0	0	0	0	0
County Total	218	4,725	15	2,407	8	3,274	241	10,406	0	0
MARSHALL COUNTY (117), TN										
MSA NA										
Outside Assessment Area										
Low Income	0	0	0	0	0	0	0	0	0	0
Moderate Income	0	0	0	0	0	0	0	0	0	0
Middle Income	2	89	1	180	0	0	3	269	0	0
Upper Income	6	231	0	0	1	500	6	706	0	0
Income Not Known	0	0	0	0	0	0	0	0	0	0
Tract Not Known	0	0	0	0	0	0	0	0	0	0
County Total	8	320	1	180	1	500	9	975	0	0

2020 Institution Disclosure Statement - Table 1-1
Loans by County
Small Business Loans - Originations
Institution: CITIZENS BANK OF LAFAYETTE

Respondent ID: 0000001711
Agency: FDIC - 3
State: TENNESSEE (47)

Area Income Characteristics	Loan Amount at Origination <=$100,000		Loan Amount at Origination >$100,000 But <=$250,000		Loan Amount at Origination >$250,000		Loans to Businesses with Gross Annual Revenues <= $1 Million		Memo Item: Loans by Affiliates	
	Num of Loans	Amount (000s)	Num of Loans	Amount (000s)	Num of Loans	Amount (000s)	Num of Loans	Amount (000s)	Num of Loans	Amount (000s)
MAURY COUNTY (119), TN										
MSA 34980										
Outside Assessment Area										
Low Income	0	0	0	0	0	0	0	0	0	0
Moderate Income	1	10	0	0	0	0	1	10	0	0
Middle Income	0	0	0	0	0	0	0	0	0	0
Upper Income	0	0	0	0	1	485	1	485	0	0
Income Not Known	0	0	0	0	0	0	0	0	0	0
Tract Not Known	0	0	0	0	0	0	0	0	0	0
County Total	1	10	0	0	1	485	2	495	0	0
MOORE COUNTY (127), TN										
MSA NA										
Outside Assessment Area										
Low Income	0	0	0	0	0	0	0	0	0	0
Moderate Income	0	0	0	0	0	0	0	0	0	0
Middle Income	6	69	0	0	0	0	6	69	0	0
Upper Income	4	38	0	0	0	0	4	38	0	0
Income Not Known	0	0	0	0	0	0	0	0	0	0
Tract Not Known	0	0	0	0	0	0	0	0	0	0
County Total	10	107	0	0	0	0	10	107	0	0
OVERTON COUNTY (133), TN										
MSA NA										
Outside Assessment Area										
Low Income	0	0	0	0	0	0	0	0	0	0
Moderate Income	0	0	0	0	0	0	0	0	0	0
Middle Income	1	94	1	130	1	251	3	475	0	0
Upper Income	0	0	0	0	0	0	0	0	0	0
Income Not Known	0	0	0	0	0	0	0	0	0	0
Tract Not Known	0	0	0	0	0	0	0	0	0	0
County Total	1	94	1	130	1	251	3	475	0	0

2020 Institution Disclosure Statement - Table 1-1
Loans by County
Small Business Loans - Originations
Institution: CITIZENS BANK OF LAFAYETTE

Respondent ID: 0000001711
Agency: FDIC - 3
State: TENNESSEE (47)

Area Income Characteristics	Loan Amount at Origination <=$100,000		Loan Amount at Origination >$100,000 But <=$250,000		Loan Amount at Origination >$250,000		Loans to Businesses with Gross Annual Revenues <= $1 Million		Memo Item: Loans by Affiliates	
	Num of Loans	Amount (000s)	Num of Loans	Amount (000s)	Num of Loans	Amount (000s)	Num of Loans	Amount (000s)	Num of Loans	Amount (000s)
PUTNAM COUNTY (141), TN										
MSA NA										
Outside Assessment Area										
Low Income	0	0	0	0	0	0	0	0	0	0
Moderate Income	5	171	0	0	2	786	6	557	0	0
Middle Income	7	102	1	133	0	0	8	235	0	0
Upper Income	5	168	1	175	0	0	6	343	0	0
Income Not Known	0	0	0	0	0	0	0	0	0	0
Tract Not Known	0	0	0	0	0	0	0	0	0	0
County Total	17	441	2	308	2	786	20	1,135	0	0
ROBERTSON COUNTY (147), TN										
MSA 34980										
Outside Assessment Area										
Low Income	1	5	0	0	0	0	1	5	0	0
Moderate Income	0	0	0	0	0	0	0	0	0	0
Middle Income	4	116	0	0	1	805	5	921	0	0
Upper Income	0	0	0	0	0	0	0	0	0	0
Income Not Known	0	0	0	0	0	0	0	0	0	0
Tract Not Known	0	0	0	0	0	0	0	0	0	0
County Total	5	121	0	0	1	805	6	926	0	0
RUTHERFORD COUNTY (149), TN										
MSA 34980										
Outside Assessment Area										
Low Income	1	27	0	0	0	0	1	27	0	0
Moderate Income	0	0	1	171	0	0	0	0	0	0
Middle Income	4	170	3	460	1	487	6	918	0	0
Upper Income	4	26	0	0	0	0	4	26	0	0
Income Not Known	0	0	0	0	0	0	0	0	0	0
Tract Not Known	0	0	0	0	0	0	0	0	0	0
County Total	9	223	4	631	1	487	11	971	0	0

2020 Institution Disclosure Statement - Table 1-1
Loans by County
Small Business Loans - Originations
Institution: CITIZENS BANK OF LAFAYETTE

Respondent ID: 0000001711
Agency: FDIC - 3
State: TENNESSEE (47)

Area Income Characteristics	Loan Amount at Origination <=$100,000		Loan Amount at Origination >$100,000 But <=$250,000		Loan Amount at Origination >$250,000		Loans to Businesses with Gross Annual Revenues <= $1 Million		Memo Item: Loans by Affiliates	
	Num of Loans	Amount (000s)	Num of Loans	Amount (000s)	Num of Loans	Amount (000s)	Num of Loans	Amount (000s)	Num of Loans	Amount (000s)
SCOTT COUNTY (151), TN										
MSA NA										
Outside Assessment Area										
Low Income	0	0	0	0	0	0	0	0	0	0
Moderate Income	0	0	0	0	0	0	0	0	0	0
Middle Income	0	0	1	143	0	0	1	143	0	0
Upper Income	0	0	0	0	0	0	0	0	0	0
Income Not Known	0	0	0	0	0	0	0	0	0	0
Tract Not Known	0	0	0	0	0	0	0	0	0	0
County Total	0	0	1	143	0	0	1	143	0	0
SMITH COUNTY (159), TN										
MSA 34980										
Inside AA 0003										
Low Income	0	0	0	0	0	0	0	0	0	0
Moderate Income	13	387	2	382	1	773	16	1,542	0	0
Middle Income	7	142	2	303	3	1,871	12	2,316	0	0
Upper Income	0	0	0	0	0	0	0	0	0	0
Income Not Known	0	0	0	0	0	0	0	0	0	0
Tract Not Known	0	0	0	0	0	0	0	0	0	0
County Total	20	529	4	685	4	2,644	28	3,858	0	0

Footnote:

2/ County only partially included in the institution's assessment area(s). At least one census tract in the county is not included in the institution's assessment area definition.

2020 Institution Disclosure Statement - Table 1-1
Loans by County
Small Business Loans - Originations
Institution: CITIZENS BANK OF LAFAYETTE

Respondent ID: 0000001711
Agency: FDIC - 3
State: TENNESSEE (47)

Area Income Characteristics	Loan Amount at Origination <=$100,000		Loan Amount at Origination >$100,000 But <=$250,000		Loan Amount at Origination >$250,000		Loans to Businesses with Gross Annual Revenues <= $1 Million		Memo Item: Loans by Affiliates	
	Num of Loans	Amount (000s)	Num of Loans	Amount (000s)	Num of Loans	Amount (000s)	Num of Loans	Amount (000s)	Num of Loans	Amount (000s)
SUMNER COUNTY (165), TN 2/										
MSA 34980										
Inside AA 0001										
Low Income	0	0	0	0	0	0	0	0	0	0
Moderate Income	33	1,064	3	559	3	1,891	39	3,514	0	0
Middle Income	27	692	2	327	1	430	30	1,449	0	0
Upper Income	0	0	0	0	0	0	0	0	0	0
Income Not Known	0	0	0	0	0	0	0	0	0	0
Tract Not Known	0	0	0	0	0	0	0	0	0	0
County Total	60	1,756	5	886	4	2,321	69	4,963	0	0
Outside Assessment Area										
Low Income	0	0	0	0	0	0	0	0	0	0
Moderate Income	7	177	0	0	0	0	7	177	0	0
Middle Income	4	30	1	130	0	0	5	160	0	0
Upper Income	5	246	0	0	0	0	5	246	0	0
Income Not Known	0	0	0	0	0	0	0	0	0	0
Tract Not Known	0	0	0	0	0	0	0	0	0	0
County Total	16	453	1	130	0	0	17	583	0	0
Totals For County: (165) 2/										
Low Income	0	0	0	0	0	0	0	0	0	0
Moderate Income	40	1,241	3	559	3	1,891	46	3,691	0	0
Middle Income	31	722	3	457	1	430	35	1,609	0	0
Upper Income	5	246	0	0	0	0	5	246	0	0
Income Not Known	0	0	0	0	0	0	0	0	0	0
Tract Not Known	0	0	0	0	0	0	0	0	0	0
County Total	76	2,209	6	1,016	4	2,321	86	5,546	0	0

Footnote:

2/ County only partially included in the institution's assessment area(s). At least one census tract in the county is not included in the institution's assessment area definition.

2020 Institution Disclosure Statement - Table 1-1
Loans by County
Small Business Loans - Originations
Institution: CITIZENS BANK OF LAFAYETTE

Respondent ID: 0000001711
Agency: FDIC - 3
State: TENNESSEE (47)

Area Income Characteristics	Loan Amount at Origination <=$100,000		Loan Amount at Origination >$100,000 But <=$250,000		Loan Amount at Origination >$250,000		Loans to Businesses with Gross Annual Revenues <= $1 Million		Memo Item: Loans by Affiliates	
	Num of Loans	Amount (000s)	Num of Loans	Amount (000s)	Num of Loans	Amount (000s)	Num of Loans	Amount (000s)	Num of Loans	Amount (000s)
TROUSDALE COUNTY (169), TN										
MSA 34980										
Outside Assessment Area										
Low Income	0	0	0	0	0	0	0	0	0	0
Moderate Income	5	124	1	101	0	0	6	225	0	0
Middle Income	8	115	0	0	0	0	8	115	0	0
Upper Income	0	0	0	0	0	0	0	0	0	0
Income Not Known	0	0	0	0	0	0	0	0	0	0
Tract Not Known	0	0	0	0	0	0	0	0	0	0
County Total	13	239	1	101	0	0	14	340	0	0
WARREN COUNTY (177), TN										
MSA NA										
Outside Assessment Area										
Low Income	0	0	0	0	0	0	0	0	0	0
Moderate Income	7	272	0	0	0	0	5	179	0	0
Middle Income	2	28	1	197	0	0	2	28	0	0
Upper Income	2	56	0	0	0	0	0	0	0	0
Income Not Known	0	0	0	0	0	0	0	0	0	0
Tract Not Known	0	0	0	0	0	0	0	0	0	0
County Total	11	356	1	197	0	0	7	207	0	0
WHITE COUNTY (185), TN										
MSA NA										
Outside Assessment Area										
Low Income	0	0	0	0	0	0	0	0	0	0
Moderate Income	1	61	2	380	0	0	3	441	0	0
Middle Income	3	31	1	125	0	0	0	0	0	0
Upper Income	0	0	0	0	0	0	0	0	0	0
Income Not Known	0	0	0	0	0	0	0	0	0	0
Tract Not Known	0	0	0	0	0	0	0	0	0	0
County Total	4	92	3	505	0	0	3	441	0	0

Footnote:

2/ County only partially included in the institution's assessment area(s). At least one census tract in the county is not included in the institution's assessment area definition.

2020 Institution Disclosure Statement - Table 1-1
Loans by County
Small Business Loans - Originations
Institution: CITIZENS BANK OF LAFAYETTE

Respondent ID: 0000001711
Agency: FDIC - 3
State: TENNESSEE (47)

Area Income Characteristics	Loan Amount at Origination <=$100,000		Loan Amount at Origination >$100,000 But <=$250,000		Loan Amount at Origination >$250,000		Loans to Businesses with Gross Annual Revenues <= $1 Million		Memo Item: Loans by Affiliates	
	Num of Loans	Amount (000s)	Num of Loans	Amount (000s)	Num of Loans	Amount (000s)	Num of Loans	Amount (000s)	Num of Loans	Amount (000s)
WILLIAMSON COUNTY (187), TN										
MSA 34980										
Outside Assessment Area										
Low Income	0	0	0	0	0	0	0	0	0	0
Moderate Income	0	0	0	0	0	0	0	0	0	0
Middle Income	0	0	0	0	0	0	0	0	0	0
Upper Income	6	316	0	0	0	0	6	316	0	0
Income Not Known	0	0	0	0	0	0	0	0	0	0
Tract Not Known	0	0	0	0	0	0	0	0	0	0
County Total	6	316	0	0	0	0	6	316	0	0

Footnote:

2/ County only partially included in the institution's assessment area(s). At least one census tract in the county is not included in the institution's assessment area definition.

2020 Institution Disclosure Statement - Table 1-1
Loans by County
Small Business Loans - Originations
Institution: CITIZENS BANK OF LAFAYETTE

Respondent ID: 0000001711
Agency: FDIC - 3
State: TENNESSEE (47)

Area Income Characteristics	Loan Amount at Origination <=$100,000		Loan Amount at Origination >$100,000 But <=$250,000		Loan Amount at Origination >$250,000		Loans to Businesses with Gross Annual Revenues <= $1 Million		Memo Item: Loans by Affiliates	
	Num of Loans	Amount (000s)	Num of Loans	Amount (000s)	Num of Loans	Amount (000s)	Num of Loans	Amount (000s)	Num of Loans	Amount (000s)
WILSON COUNTY (189), TN 2/										
MSA 34980										
Inside AA 0004										
Low Income	9	335	1	134	2	542	12	1,011	0	0
Moderate Income	22	731	1	117	0	0	23	848	0	0
Middle Income	14	348	1	121	0	0	15	469	0	0
Upper Income	0	0	0	0	0	0	0	0	0	0
Income Not Known	0	0	0	0	0	0	0	0	0	0
Tract Not Known	0	0	0	0	0	0	0	0	0	0
County Total	45	1,414	3	372	2	542	50	2,328	0	0
Outside Assessment Area										
Middle Income	10	194	0	0	0	0	10	194	0	0
Upper Income	7	108	1	175	0	0	8	283	0	0
Income Not Known	0	0	0	0	0	0	0	0	0	0
Tract Not Known	0	0	0	0	0	0	0	0	0	0
County Total	17	302	1	175	0	0	18	477	0	0
Totals For County: (189) 2/										
Low Income	9	335	1	134	2	542	12	1,011	0	0
Moderate Income	22	731	1	117	0	0	23	848	0	0
Middle Income	24	542	1	121	0	0	25	663	0	0
Upper Income	7	108	1	175	0	0	8	283	0	0
Income Not Known	0	0	0	0	0	0	0	0	0	0
Tract Not Known	0	0	0	0	0	0	0	0	0	0
County Total	62	1,716	4	547	2	542	68	2,805	0	0
TOTAL INSIDE AA IN STATE	712	17,545	62	9,800	52	24,802	781	39,660	0	0
TOTAL OUTSIDE AA IN STATE	140	3,702	18	2,728	15	6,981	156	11,255	0	0
STATE TOTAL	852	21,247	80	12,528	67	31,783	937	50,915	0	0
TOTAL ACROSS ALL STATES										
TOTAL INSIDE AA	712	17,545	62	9,800	52	24,802	781	39,660	0	0
TOTAL OUTSIDE AA	166	4,449	21	3,146	17	8,026	186	13,075	0	0
TOTAL INSIDE & OUTSIDE	878	21,994	83	12,946	69	32,828	967	52,735	0	0

Footnote:

2/ County only partially included in the institution's assessment area(s). At least one census tract in the county is not included in the institution's assessment area definition.

2020 Institution Disclosure Statement - Table 1-2
Loans by County
Small Business Loans - Purchases
Institution: CITIZENS BANK OF LAFAYETTE

Respondent ID: 0000001711
Agency: FDIC - 3
State: ARIZONA (04)

Area Income Characteristics	Loan Amount at Origination <=$100,000		Loan Amount at Origination >$100,000 But <=$250,000		Loan Amount at Origination >$250,000		Loans to Businesses with Gross Annual Revenues <= $1 Million		Memo Item: Loans by Affiliates	
	Num of Loans	Amount (000s)	Num of Loans	Amount (000s)	Num of Loans	Amount (000s)	Num of Loans	Amount (000s)	Num of Loans	Amount (000s)
MARICOPA COUNTY (013), AZ										
MSA 38060										
Outside Assessment Area										
Median Family Income < 10%	0	0	0	0	0	0	0	0	0	0
Median Family Income 10-20%	0	0	0	0	0	0	0	0	0	0
Median Family Income 20-30%	0	0	0	0	0	0	0	0	0	0
Median Family Income 30-40%	0	0	0	0	0	0	0	0	0	0
Median Family Income 40-50%	0	0	0	0	0	0	0	0	0	0
Median Family Income 50-60%	0	0	0	0	0	0	0	0	0	0
Median Family Income 60-70%	0	0	0	0	0	0	0	0	0	0
Median Family Income 70-80%	0	0	0	0	0	0	0	0	0	0
Median Family Income 80-90%	0	0	0	0	0	0	0	0	0	0
Median Family Income 90-100%	0	0	0	0	0	0	0	0	0	0
Median Family Income 100-110%	0	0	0	0	0	0	0	0	0	0
Median Family Income 110-120%	0	0	0	0	0	0	0	0	0	0
Median Family Income >= 120%	0	0	1	172	0	0	1	172	0	0
Median Family Income Not Known	0	0	0	0	0	0	0	0	0	0
Tract Not Known	0	0	0	0	0	0	0	0	0	0
County Total	0	0	1	172	0	0	1	172	0	0

2020 Institution Disclosure Statement - Table 1-2
Loans by County
Small Business Loans - Purchases
Institution: CITIZENS BANK OF LAFAYETTE

Respondent ID: 0000001711
Agency: FDIC - 3
State: ARIZONA (04)

Area Income Characteristics	Loan Amount at Origination <=$100,000		Loan Amount at Origination >$100,000 But <=$250,000		Loan Amount at Origination >$250,000		Loans to Businesses with Gross Annual Revenues <= $1 Million		Memo Item: Loans by Affiliates	
	Num of Loans	Amount (000s)	Num of Loans	Amount (000s)	Num of Loans	Amount (000s)	Num of Loans	Amount (000s)	Num of Loans	Amount (000s)
PIMA COUNTY (019), AZ										
MSA 46060										
Outside Assessment Area										
Median Family Income < 10%	0	0	0	0	0	0	0	0	0	0
Median Family Income 10-20%	0	0	0	0	0	0	0	0	0	0
Median Family Income 20-30%	0	0	0	0	0	0	0	0	0	0
Median Family Income 30-40%	0	0	0	0	0	0	0	0	0	0
Median Family Income 40-50%	0	0	0	0	0	0	0	0	0	0
Median Family Income 50-60%	0	0	0	0	0	0	0	0	0	0
Median Family Income 60-70%	0	0	0	0	0	0	0	0	0	0
Median Family Income 70-80%	0	0	0	0	0	0	0	0	0	0
Median Family Income 80-90%	0	0	0	0	0	0	0	0	0	0
Median Family Income 90-100%	0	0	0	0	0	0	0	0	0	0
Median Family Income 100-110%	0	0	0	0	0	0	0	0	0	0
Median Family Income 110-120%	0	0	0	0	0	0	0	0	0	0
Median Family Income >= 120%	0	0	1	123	0	0	1	123	0	0
Median Family Income Not Known	0	0	0	0	0	0	0	0	0	0
Tract Not Known	0	0	0	0	0	0	0	0	0	0
County Total	0	0	1	123	0	0	1	123	0	0
TOTAL INSIDE AA IN STATE	0	0	0	0	0	0	0	0	0	0
TOTAL OUTSIDE AA IN STATE	0	0	2	295	0	0	2	295	0	0
STATE TOTAL	0	0	2	295	0	0	2	295	0	0

2020 Institution Disclosure Statement - Table 1-2
Loans by County
Small Business Loans - Purchases
Institution: CITIZENS BANK OF LAFAYETTE

Respondent ID: 0000001711
Agency: FDIC - 3
State: ARKANSAS (05)

Area Income Characteristics	Loan Amount at Origination <=$100,000		Loan Amount at Origination >$100,000 But <=$250,000		Loan Amount at Origination >$250,000		Loans to Businesses with Gross Annual Revenues <= $1 Million		Memo Item: Loans by Affiliates	
	Num of Loans	Amount (000s)	Num of Loans	Amount (000s)	Num of Loans	Amount (000s)	Num of Loans	Amount (000s)	Num of Loans	Amount (000s)
LONOKE COUNTY (085), AR										
MSA 30780										
Outside Assessment Area										
Low Income	0	0	0	0	0	0	0	0	0	0
Moderate Income	0	0	0	0	0	0	0	0	0	0
Middle Income	1	24	0	0	0	0	1	24	0	0
Upper Income	0	0	0	0	0	0	0	0	0	0
Income Not Known	0	0	0	0	0	0	0	0	0	0
Tract Not Known	0	0	0	0	0	0	0	0	0	0
County Total	1	24	0	0	0	0	1	24	0	0
TOTAL INSIDE AA IN STATE	0	0	0	0	0	0	0	0	0	0
TOTAL OUTSIDE AA IN STATE	1	24	0	0	0	0	1	24	0	0
STATE TOTAL	1	24	0	0	0	0	1	24	0	0

2020 Institution Disclosure Statement - Table 1-2
Loans by County
Small Business Loans - Purchases
Institution: CITIZENS BANK OF LAFAYETTE

Respondent ID: 0000001711
Agency: FDIC - 3
State: CALIFORNIA (06)

Area Income Characteristics	Loan Amount at Origination <=$100,000		Loan Amount at Origination >$100,000 But <=$250,000		Loan Amount at Origination >$250,000		Loans to Businesses with Gross Annual Revenues <= $1 Million		Memo Item: Loans by Affiliates	
	Num of Loans	Amount (000s)	Num of Loans	Amount (000s)	Num of Loans	Amount (000s)	Num of Loans	Amount (000s)	Num of Loans	Amount (000s)
FRESNO COUNTY (019), CA										
MSA 23420										
Outside Assessment Area										
Median Family Income < 10%	0	0	0	0	0	0	0	0	0	0
Median Family Income 10-20%	0	0	0	0	0	0	0	0	0	0
Median Family Income 20-30%	0	0	0	0	0	0	0	0	0	0
Median Family Income 30-40%	0	0	0	0	0	0	0	0	0	0
Median Family Income 40-50%	0	0	0	0	0	0	0	0	0	0
Median Family Income 50-60%	0	0	0	0	0	0	0	0	0	0
Median Family Income 60-70%	0	0	0	0	0	0	0	0	0	0
Median Family Income 70-80%	0	0	0	0	0	0	0	0	0	0
Median Family Income 80-90%	0	0	0	0	0	0	0	0	0	0
Median Family Income 90-100%	0	0	0	0	0	0	0	0	0	0
Median Family Income 100-110%	0	0	0	0	0	0	0	0	0	0
Median Family Income 110-120%	0	0	0	0	0	0	0	0	0	0
Median Family Income >= 120%	0	0	1	166	0	0	1	166	0	0
Median Family Income Not Known	0	0	0	0	0	0	0	0	0	0
Tract Not Known	0	0	0	0	0	0	0	0	0	0
County Total	0	0	1	166	0	0	1	166	0	0
LASSEN COUNTY (035), CA										
MSA NA										
Outside Assessment Area										
Low Income	0	0	0	0	0	0	0	0	0	0
Moderate Income	0	0	0	0	0	0	0	0	0	0
Middle Income	0	0	0	0	0	0	0	0	0	0
Upper Income	1	92	0	0	0	0	1	92	0	0
Income Not Known	0	0	0	0	0	0	0	0	0	0
Tract Not Known	0	0	0	0	0	0	0	0	0	0
County Total	1	92	0	0	0	0	1	92	0	0

2020 Institution Disclosure Statement - Table 1-2
Loans by County
Small Business Loans - Purchases
Institution: CITIZENS BANK OF LAFAYETTE

Respondent ID: 0000001711
Agency: FDIC - 3
State: CALIFORNIA (06)

Area Income Characteristics	Loan Amount at Origination <=$100,000		Loan Amount at Origination >$100,000 But <=$250,000		Loan Amount at Origination >$250,000		Loans to Businesses with Gross Annual Revenues <= $1 Million		Memo Item: Loans by Affiliates	
	Num of Loans	Amount (000s)	Num of Loans	Amount (000s)	Num of Loans	Amount (000s)	Num of Loans	Amount (000s)	Num of Loans	Amount (000s)
LOS ANGELES COUNTY (037), CA										
MSA 31084										
Outside Assessment Area										
Median Family Income < 10%	0	0	0	0	0	0	0	0	0	0
Median Family Income 10-20%	0	0	0	0	0	0	0	0	0	0
Median Family Income 20-30%	0	0	0	0	0	0	0	0	0	0
Median Family Income 30-40%	0	0	0	0	0	0	0	0	0	0
Median Family Income 40-50%	0	0	0	0	0	0	0	0	0	0
Median Family Income 50-60%	0	0	0	0	0	0	0	0	0	0
Median Family Income 60-70%	0	0	0	0	0	0	0	0	0	0
Median Family Income 70-80%	0	0	0	0	0	0	0	0	0	0
Median Family Income 80-90%	1	36	0	0	0	0	1	36	0	0
Median Family Income 90-100%	0	0	0	0	0	0	0	0	0	0
Median Family Income 100-110%	1	46	0	0	0	0	1	46	0	0
Median Family Income 110-120%	0	0	0	0	0	0	0	0	0	0
Median Family Income >= 120%	0	0	0	0	0	0	0	0	0	0
Median Family Income Not Known	0	0	0	0	0	0	0	0	0	0
Tract Not Known	0	0	0	0	0	0	0	0	0	0
County Total	2	82	0	0	0	0	2	82	0	0
PLACER COUNTY (061), CA										
MSA 40900										
Outside Assessment Area										
Low Income	0	0	0	0	0	0	0	0	0	0
Moderate Income	0	0	0	0	0	0	0	0	0	0
Middle Income	0	0	1	106	0	0	1	106	0	0
Upper Income	0	0	0	0	0	0	0	0	0	0
Income Not Known	0	0	0	0	0	0	0	0	0	0
Tract Not Known	0	0	0	0	0	0	0	0	0	0
County Total	0	0	1	106	0	0	1	106	0	0

2020 Institution Disclosure Statement - Table 1-2
Loans by County
Small Business Loans - Purchases
Institution: CITIZENS BANK OF LAFAYETTE

Respondent ID: 0000001711
Agency: FDIC - 3
State: CALIFORNIA (06)

Area Income Characteristics	Loan Amount at Origination <=$100,000		Loan Amount at Origination >$100,000 But <=$250,000		Loan Amount at Origination >$250,000		Loans to Businesses with Gross Annual Revenues <= $1 Million		Memo Item: Loans by Affiliates	
	Num of Loans	Amount (000s)	Num of Loans	Amount (000s)	Num of Loans	Amount (000s)	Num of Loans	Amount (000s)	Num of Loans	Amount (000s)
RIVERSIDE COUNTY (065), CA										
MSA 40140										
Outside Assessment Area										
Median Family Income < 10%	0	0	0	0	0	0	0	0	0	0
Median Family Income 10-20%	0	0	0	0	0	0	0	0	0	0
Median Family Income 20-30%	0	0	0	0	0	0	0	0	0	0
Median Family Income 30-40%	0	0	0	0	0	0	0	0	0	0
Median Family Income 40-50%	0	0	0	0	0	0	0	0	0	0
Median Family Income 50-60%	0	0	0	0	0	0	0	0	0	0
Median Family Income 60-70%	0	0	0	0	0	0	0	0	0	0
Median Family Income 70-80%	0	0	0	0	0	0	0	0	0	0
Median Family Income 80-90%	0	0	0	0	0	0	0	0	0	0
Median Family Income 90-100%	0	0	0	0	0	0	0	0	0	0
Median Family Income 100-110%	0	0	0	0	0	0	0	0	0	0
Median Family Income 110-120%	1	54	0	0	0	0	1	54	0	0
Median Family Income >= 120%	0	0	0	0	0	0	0	0	0	0
Median Family Income Not Known	0	0	0	0	0	0	0	0	0	0
Tract Not Known	0	0	0	0	0	0	0	0	0	0
County Total	1	54	0	0	0	0	1	54	0	0

2020 Institution Disclosure Statement - Table 1-2
Loans by County
Small Business Loans - Purchases
Institution: CITIZENS BANK OF LAFAYETTE

Respondent ID: 0000001711
Agency: FDIC - 3
State: CALIFORNIA (06)

Area Income Characteristics	Loan Amount at Origination <=$100,000		Loan Amount at Origination >$100,000 But <=$250,000		Loan Amount at Origination >$250,000		Loans to Businesses with Gross Annual Revenues <= $1 Million		Memo Item: Loans by Affiliates	
	Num of Loans	Amount (000s)	Num of Loans	Amount (000s)	Num of Loans	Amount (000s)	Num of Loans	Amount (000s)	Num of Loans	Amount (000s)
SAN MATEO COUNTY (081), CA										
MSA 41884										
Outside Assessment Area										
Median Family Income < 10%	0	0	0	0	0	0	0	0	0	0
Median Family Income 10-20%	0	0	0	0	0	0	0	0	0	0
Median Family Income 20-30%	0	0	0	0	0	0	0	0	0	0
Median Family Income 30-40%	0	0	0	0	0	0	0	0	0	0
Median Family Income 40-50%	0	0	0	0	0	0	0	0	0	0
Median Family Income 50-60%	0	0	0	0	0	0	0	0	0	0
Median Family Income 60-70%	0	0	0	0	0	0	0	0	0	0
Median Family Income 70-80%	0	0	0	0	0	0	0	0	0	0
Median Family Income 80-90%	0	0	0	0	0	0	0	0	0	0
Median Family Income 90-100%	0	0	0	0	0	0	0	0	0	0
Median Family Income 100-110%	0	0	0	0	0	0	0	0	0	0
Median Family Income 110-120%	0	0	0	0	0	0	0	0	0	0
Median Family Income >= 120%	0	0	1	243	0	0	0	0	0	0
Median Family Income Not Known	0	0	0	0	0	0	0	0	0	0
Tract Not Known	0	0	0	0	0	0	0	0	0	0
County Total	0	0	1	243	0	0	0	0	0	0
SANTA CRUZ COUNTY (087), CA										
MSA 42100										
Outside Assessment Area										
Low Income	0	0	0	0	0	0	0	0	0	0
Moderate Income	0	0	0	0	0	0	0	0	0	0
Middle Income	0	0	0	0	0	0	0	0	0	0
Upper Income	1	66	0	0	0	0	1	66	0	0
Income Not Known	0	0	0	0	0	0	0	0	0	0
Tract Not Known	0	0	0	0	0	0	0	0	0	0
County Total	1	66	0	0	0	0	1	66	0	0
TOTAL INSIDE AA IN STATE	0	0	0	0	0	0	0	0	0	0
TOTAL OUTSIDE AA IN STATE	5	294	3	515	0	0	7	566	0	0
STATE TOTAL	5	294	3	515	0	0	7	566	0	0

2020 Institution Disclosure Statement - Table 1-2
Loans by County
Small Business Loans - Purchases
Institution: CITIZENS BANK OF LAFAYETTE

Respondent ID: 0000001711
Agency: FDIC - 3
State: COLORADO (08)

Area Income Characteristics	Loan Amount at Origination <=$100,000		Loan Amount at Origination >$100,000 But <=$250,000		Loan Amount at Origination >$250,000		Loans to Businesses with Gross Annual Revenues <= $1 Million		Memo Item: Loans by Affiliates	
	Num of Loans	Amount (000s)	Num of Loans	Amount (000s)	Num of Loans	Amount (000s)	Num of Loans	Amount (000s)	Num of Loans	Amount (000s)
ARAPAHOE COUNTY (005), CO										
MSA 19740										
Outside Assessment Area										
Median Family Income < 10%	0	0	0	0	0	0	0	0	0	0
Median Family Income 10-20%	0	0	0	0	0	0	0	0	0	0
Median Family Income 20-30%	0	0	0	0	0	0	0	0	0	0
Median Family Income 30-40%	0	0	0	0	0	0	0	0	0	0
Median Family Income 40-50%	0	0	0	0	0	0	0	0	0	0
Median Family Income 50-60%	0	0	0	0	0	0	0	0	0	0
Median Family Income 60-70%	0	0	0	0	0	0	0	0	0	0
Median Family Income 70-80%	0	0	0	0	0	0	0	0	0	0
Median Family Income 80-90%	0	0	0	0	0	0	0	0	0	0
Median Family Income 90-100%	0	0	0	0	0	0	0	0	0	0
Median Family Income 100-110%	0	0	0	0	0	0	0	0	0	0
Median Family Income 110-120%	0	0	0	0	0	0	0	0	0	0
Median Family Income >= 120%	1	88	0	0	0	0	1	88	0	0
Median Family Income Not Known	0	0	0	0	0	0	0	0	0	0
Tract Not Known	0	0	0	0	0	0	0	0	0	0
County Total	1	88	0	0	0	0	1	88	0	0
DOUGLAS COUNTY (035), CO										
MSA 19740										
Outside Assessment Area										
Low Income	0	0	0	0	0	0	0	0	0	0
Moderate Income	0	0	0	0	0	0	0	0	0	0
Middle Income	0	0	0	0	0	0	0	0	0	0
Upper Income	1	85	0	0	0	0	1	85	0	0
Income Not Known	0	0	0	0	0	0	0	0	0	0
Tract Not Known	0	0	0	0	0	0	0	0	0	0
County Total	1	85	0	0	0	0	1	85	0	0

2020 Institution Disclosure Statement - Table 1-2
Loans by County
Small Business Loans - Purchases
Institution: CITIZENS BANK OF LAFAYETTE

Respondent ID: 0000001711
Agency: FDIC - 3
State: COLORADO (08)

Area Income Characteristics	Loan Amount at Origination <=$100,000		Loan Amount at Origination >$100,000 But <=$250,000		Loan Amount at Origination >$250,000		Loans to Businesses with Gross Annual Revenues <= $1 Million		Memo Item: Loans by Affiliates	
	Num of Loans	Amount (000s)	Num of Loans	Amount (000s)	Num of Loans	Amount (000s)	Num of Loans	Amount (000s)	Num of Loans	Amount (000s)
JEFFERSON COUNTY (059), CO										
MSA 19740										
Outside Assessment Area										
Median Family Income < 10%	0	0	0	0	0	0	0	0	0	0
Median Family Income 10-20%	0	0	0	0	0	0	0	0	0	0
Median Family Income 20-30%	0	0	0	0	0	0	0	0	0	0
Median Family Income 30-40%	0	0	0	0	0	0	0	0	0	0
Median Family Income 40-50%	0	0	0	0	0	0	0	0	0	0
Median Family Income 50-60%	0	0	0	0	0	0	0	0	0	0
Median Family Income 60-70%	0	0	0	0	0	0	0	0	0	0
Median Family Income 70-80%	0	0	0	0	0	0	0	0	0	0
Median Family Income 80-90%	0	0	0	0	0	0	0	0	0	0
Median Family Income 90-100%	0	0	0	0	0	0	0	0	0	0
Median Family Income 100-110%	0	0	0	0	0	0	0	0	0	0
Median Family Income 110-120%	0	0	0	0	0	0	0	0	0	0
Median Family Income >= 120%	1	39	0	0	0	0	1	39	0	0
Median Family Income Not Known	0	0	0	0	0	0	0	0	0	0
Tract Not Known	0	0	0	0	0	0	0	0	0	0
County Total	1	39	0	0	0	0	1	39	0	0
TOTAL INSIDE AA IN STATE	0	0	0	0	0	0	0	0	0	0
TOTAL OUTSIDE AA IN STATE	3	212	0	0	0	0	3	212	0	0
STATE TOTAL	3	212	0	0	0	0	3	212	0	0

2020 Institution Disclosure Statement - Table 1-2
Loans by County
Small Business Loans - Purchases
Institution: CITIZENS BANK OF LAFAYETTE

Respondent ID: 0000001711
Agency: FDIC - 3
State: DELAWARE (10)

Area Income Characteristics	Loan Amount at Origination <=$100,000		Loan Amount at Origination >$100,000 But <=$250,000		Loan Amount at Origination >$250,000		Loans to Businesses with Gross Annual Revenues <= $1 Million		Memo Item: Loans by Affiliates	
	Num of Loans	Amount (000s)	Num of Loans	Amount (000s)	Num of Loans	Amount (000s)	Num of Loans	Amount (000s)	Num of Loans	Amount (000s)
KENT COUNTY (001), DE										
MSA 20100										
Outside Assessment Area										
Low Income	0	0	0	0	0	0	0	0	0	0
Moderate Income	0	0	0	0	0	0	0	0	0	0
Middle Income	1	19	0	0	0	0	1	19	0	0
Upper Income	0	0	0	0	0	0	0	0	0	0
Income Not Known	0	0	0	0	0	0	0	0	0	0
Tract Not Known	0	0	0	0	0	0	0	0	0	0
County Total	1	19	0	0	0	0	1	19	0	0
TOTAL INSIDE AA IN STATE	0	0	0	0	0	0	0	0	0	0
TOTAL OUTSIDE AA IN STATE	1	19	0	0	0	0	1	19	0	0
STATE TOTAL	1	19	0	0	0	0	1	19	0	0

2020 Institution Disclosure Statement - Table 1-2
Loans by County
Small Business Loans - Purchases
Institution: CITIZENS BANK OF LAFAYETTE

Respondent ID: 0000001711
Agency: FDIC - 3
State: FLORIDA (12)

Area Income Characteristics	Loan Amount at Origination <=$100,000		Loan Amount at Origination >$100,000 But <=$250,000		Loan Amount at Origination >$250,000		Loans to Businesses with Gross Annual Revenues <= $1 Million		Memo Item: Loans by Affiliates	
	Num of Loans	Amount (000s)	Num of Loans	Amount (000s)	Num of Loans	Amount (000s)	Num of Loans	Amount (000s)	Num of Loans	Amount (000s)
BROWARD COUNTY (011), FL										
MSA 22744										
Outside Assessment Area										
Median Family Income < 10%	0	0	0	0	0	0	0	0	0	0
Median Family Income 10-20%	0	0	0	0	0	0	0	0	0	0
Median Family Income 20-30%	0	0	0	0	0	0	0	0	0	0
Median Family Income 30-40%	0	0	0	0	0	0	0	0	0	0
Median Family Income 40-50%	0	0	0	0	0	0	0	0	0	0
Median Family Income 50-60%	0	0	0	0	0	0	0	0	0	0
Median Family Income 60-70%	0	0	0	0	0	0	0	0	0	0
Median Family Income 70-80%	0	0	0	0	0	0	0	0	0	0
Median Family Income 80-90%	0	0	0	0	0	0	0	0	0	0
Median Family Income 90-100%	0	0	0	0	0	0	0	0	0	0
Median Family Income 100-110%	0	0	0	0	0	0	0	0	0	0
Median Family Income 110-120%	0	0	0	0	0	0	0	0	0	0
Median Family Income >= 120%	0	0	1	192	0	0	1	192	0	0
Median Family Income Not Known	0	0	0	0	0	0	0	0	0	0
Tract Not Known	0	0	0	0	0	0	0	0	0	0
County Total	0	0	1	192	0	0	1	192	0	0

2020 Institution Disclosure Statement - Table 1-2
Loans by County
Small Business Loans - Purchases
Institution: CITIZENS BANK OF LAFAYETTE

Respondent ID: 0000001711
Agency: FDIC - 3
State: FLORIDA (12)

Area Income Characteristics	Loan Amount at Origination <=$100,000		Loan Amount at Origination >$100,000 But <=$250,000		Loan Amount at Origination >$250,000		Loans to Businesses with Gross Annual Revenues <= $1 Million		Memo Item: Loans by Affiliates	
	Num of Loans	Amount (000s)	Num of Loans	Amount (000s)	Num of Loans	Amount (000s)	Num of Loans	Amount (000s)	Num of Loans	Amount (000s)
HILLSBOROUGH COUNTY (057), FL										
MSA 45300										
Outside Assessment Area										
Median Family Income < 10%	0	0	0	0	0	0	0	0	0	0
Median Family Income 10-20%	0	0	0	0	0	0	0	0	0	0
Median Family Income 20-30%	0	0	0	0	0	0	0	0	0	0
Median Family Income 30-40%	0	0	0	0	0	0	0	0	0	0
Median Family Income 40-50%	0	0	0	0	0	0	0	0	0	0
Median Family Income 50-60%	0	0	0	0	0	0	0	0	0	0
Median Family Income 60-70%	0	0	0	0	0	0	0	0	0	0
Median Family Income 70-80%	0	0	0	0	0	0	0	0	0	0
Median Family Income 80-90%	0	0	0	0	0	0	0	0	0	0
Median Family Income 90-100%	0	0	0	0	0	0	0	0	0	0
Median Family Income 100-110%	0	0	0	0	0	0	0	0	0	0
Median Family Income 110-120%	0	0	0	0	0	0	0	0	0	0
Median Family Income >= 120%	1	70	0	0	0	0	1	70	0	0
Median Family Income Not Known	0	0	0	0	0	0	0	0	0	0
Tract Not Known	0	0	0	0	0	0	0	0	0	0
County Total	1	70	0	0	0	0	1	70	0	0
TOTAL INSIDE AA IN STATE	0	0	0	0	0	0	0	0	0	0
TOTAL OUTSIDE AA IN STATE	1	70	1	192	0	0	2	262	0	0
STATE TOTAL	1	70	1	192	0	0	2	262	0	0

2020 Institution Disclosure Statement - Table 1-2
Loans by County
Small Business Loans - Purchases
Institution: CITIZENS BANK OF LAFAYETTE

Respondent ID: 0000001711
Agency: FDIC - 3
State: GEORGIA (13)

Area Income Characteristics	Loan Amount at Origination <=$100,000		Loan Amount at Origination >$100,000 But <=$250,000		Loan Amount at Origination >$250,000		Loans to Businesses with Gross Annual Revenues <= $1 Million		Memo Item: Loans by Affiliates	
	Num of Loans	Amount (000s)	Num of Loans	Amount (000s)	Num of Loans	Amount (000s)	Num of Loans	Amount (000s)	Num of Loans	Amount (000s)
FULTON COUNTY (121), GA										
MSA 12060										
Outside Assessment Area										
Median Family Income < 10%	0	0	0	0	0	0	0	0	0	0
Median Family Income 10-20%	0	0	0	0	0	0	0	0	0	0
Median Family Income 20-30%	0	0	0	0	0	0	0	0	0	0
Median Family Income 30-40%	1	39	0	0	0	0	1	39	0	0
Median Family Income 40-50%	0	0	0	0	0	0	0	0	0	0
Median Family Income 50-60%	0	0	0	0	0	0	0	0	0	0
Median Family Income 60-70%	0	0	0	0	0	0	0	0	0	0
Median Family Income 70-80%	0	0	0	0	0	0	0	0	0	0
Median Family Income 80-90%	0	0	0	0	0	0	0	0	0	0
Median Family Income 90-100%	0	0	0	0	0	0	0	0	0	0
Median Family Income 100-110%	0	0	0	0	0	0	0	0	0	0
Median Family Income 110-120%	0	0	0	0	0	0	0	0	0	0
Median Family Income >= 120%	0	0	0	0	0	0	0	0	0	0
Median Family Income Not Known	0	0	0	0	0	0	0	0	0	0
Tract Not Known	0	0	0	0	0	0	0	0	0	0
County Total	1	39	0	0	0	0	1	39	0	0
TOTAL INSIDE AA IN STATE	0	0	0	0	0	0	0	0	0	0
TOTAL OUTSIDE AA IN STATE	1	39	0	0	0	0	1	39	0	0
STATE TOTAL	1	39	0	0	0	0	1	39	0	0

2020 Institution Disclosure Statement - Table 1-2
Loans by County
Small Business Loans - Purchases
Institution: CITIZENS BANK OF LAFAYETTE

Respondent ID: 0000001711
Agency: FDIC - 3
State: ILLINOIS (17)

Area Income Characteristics	Loan Amount at Origination <=$100,000		Loan Amount at Origination >$100,000 But <=$250,000		Loan Amount at Origination >$250,000		Loans to Businesses with Gross Annual Revenues <= $1 Million		Memo Item: Loans by Affiliates	
	Num of Loans	Amount (000s)	Num of Loans	Amount (000s)	Num of Loans	Amount (000s)	Num of Loans	Amount (000s)	Num of Loans	Amount (000s)
DUPAGE COUNTY (043), IL										
MSA 16984										
Outside Assessment Area										
Median Family Income < 10%	0	0	0	0	0	0	0	0	0	0
Median Family Income 10-20%	0	0	0	0	0	0	0	0	0	0
Median Family Income 20-30%	0	0	0	0	0	0	0	0	0	0
Median Family Income 30-40%	0	0	0	0	0	0	0	0	0	0
Median Family Income 40-50%	0	0	0	0	0	0	0	0	0	0
Median Family Income 50-60%	0	0	0	0	0	0	0	0	0	0
Median Family Income 60-70%	0	0	0	0	0	0	0	0	0	0
Median Family Income 70-80%	0	0	0	0	0	0	0	0	0	0
Median Family Income 80-90%	0	0	0	0	0	0	0	0	0	0
Median Family Income 90-100%	0	0	0	0	0	0	0	0	0	0
Median Family Income 100-110%	0	0	0	0	0	0	0	0	0	0
Median Family Income 110-120%	0	0	0	0	0	0	0	0	0	0
Median Family Income >= 120%	1	63	0	0	0	0	1	63	0	0
Median Family Income Not Known	0	0	0	0	0	0	0	0	0	0
Tract Not Known	0	0	0	0	0	0	0	0	0	0
County Total	1	63	0	0	0	0	1	63	0	0
TOTAL INSIDE AA IN STATE	0	0	0	0	0	0	0	0	0	0
TOTAL OUTSIDE AA IN STATE	1	63	0	0	0	0	1	63	0	0
STATE TOTAL	1	63	0	0	0	0	1	63	0	0

2020 Institution Disclosure Statement - Table 1-2
Loans by County
Small Business Loans - Purchases
Institution: CITIZENS BANK OF LAFAYETTE

Respondent ID: 0000001711
Agency: FDIC - 3
State: INDIANA (18)

Area Income Characteristics	Loan Amount at Origination <=$100,000		Loan Amount at Origination >$100,000 But <=$250,000		Loan Amount at Origination >$250,000		Loans to Businesses with Gross Annual Revenues <= $1 Million		Memo Item: Loans by Affiliates	
	Num of Loans	Amount (000s)	Num of Loans	Amount (000s)	Num of Loans	Amount (000s)	Num of Loans	Amount (000s)	Num of Loans	Amount (000s)
CLAY COUNTY (021), IN										
MSA 45460										
Outside Assessment Area										
Low Income	0	0	0	0	0	0	0	0	0	0
Moderate Income	0	0	0	0	0	0	0	0	0	0
Middle Income	0	0	1	159	0	0	1	159	0	0
Upper Income	0	0	0	0	0	0	0	0	0	0
Income Not Known	0	0	0	0	0	0	0	0	0	0
Tract Not Known	0	0	0	0	0	0	0	0	0	0
County Total	0	0	1	159	0	0	1	159	0	0
HAMILTON COUNTY (057), IN										
MSA 26900										
Outside Assessment Area										
Low Income	0	0	0	0	0	0	0	0	0	0
Moderate Income	0	0	0	0	0	0	0	0	0	0
Middle Income	0	0	0	0	0	0	0	0	0	0
Upper Income	1	64	0	0	0	0	1	64	0	0
Income Not Known	0	0	0	0	0	0	0	0	0	0
Tract Not Known	0	0	0	0	0	0	0	0	0	0
County Total	1	64	0	0	0	0	1	64	0	0
HENDRICKS COUNTY (063), IN										
MSA 26900										
Outside Assessment Area										
Low Income	0	0	0	0	0	0	0	0	0	0
Moderate Income	0	0	0	0	0	0	0	0	0	0
Middle Income	0	0	0	0	0	0	0	0	0	0
Upper Income	1	16	0	0	0	0	1	16	0	0
Income Not Known	0	0	0	0	0	0	0	0	0	0
Tract Not Known	0	0	0	0	0	0	0	0	0	0
County Total	1	16	0	0	0	0	1	16	0	0
TOTAL INSIDE AA IN STATE	0	0	0	0	0	0	0	0	0	0

2020 Institution Disclosure Statement - Table 1-2
Loans by County
Small Business Loans - Purchases
Institution: CITIZENS BANK OF LAFAYETTE

Respondent ID: 0000001711
Agency: FDIC - 3
State: INDIANA (18)

Area Income Characteristics	Loan Amount at Origination <=$100,000		Loan Amount at Origination >$100,000 But <=$250,000		Loan Amount at Origination >$250,000		Loans to Businesses with Gross Annual Revenues <= $1 Million		Memo Item: Loans by Affiliates	
	Num of Loans	Amount (000s)	Num of Loans	Amount (000s)	Num of Loans	Amount (000s)	Num of Loans	Amount (000s)	Num of Loans	Amount (000s)
TOTAL OUTSIDE AA IN STATE	2	80	1	159	0	0	3	239	0	0
STATE TOTAL	2	80	1	159	0	0	3	239	0	0

2020 Institution Disclosure Statement - Table 1-2
Loans by County
Small Business Loans - Purchases
Institution: CITIZENS BANK OF LAFAYETTE

Respondent ID: 0000001711
Agency: FDIC - 3
State: KENTUCKY (21)

Area Income Characteristics	Loan Amount at Origination <=$100,000		Loan Amount at Origination >$100,000 But <=$250,000		Loan Amount at Origination >$250,000		Loans to Businesses with Gross Annual Revenues <= $1 Million		Memo Item: Loans by Affiliates	
	Num of Loans	Amount (000s)	Num of Loans	Amount (000s)	Num of Loans	Amount (000s)	Num of Loans	Amount (000s)	Num of Loans	Amount (000s)
JEFFERSON COUNTY (111), KY										
MSA 31140										
Outside Assessment Area										
Median Family Income < 10%	0	0	0	0	0	0	0	0	0	0
Median Family Income 10-20%	0	0	0	0	0	0	0	0	0	0
Median Family Income 20-30%	0	0	0	0	0	0	0	0	0	0
Median Family Income 30-40%	0	0	0	0	0	0	0	0	0	0
Median Family Income 40-50%	0	0	0	0	0	0	0	0	0	0
Median Family Income 50-60%	0	0	0	0	0	0	0	0	0	0
Median Family Income 60-70%	0	0	0	0	0	0	0	0	0	0
Median Family Income 70-80%	0	0	0	0	0	0	0	0	0	0
Median Family Income 80-90%	0	0	0	0	0	0	0	0	0	0
Median Family Income 90-100%	1	33	0	0	0	0	1	33	0	0
Median Family Income 100-110%	0	0	0	0	0	0	0	0	0	0
Median Family Income 110-120%	0	0	0	0	0	0	0	0	0	0
Median Family Income >= 120%	0	0	0	0	0	0	0	0	0	0
Median Family Income Not Known	0	0	0	0	0	0	0	0	0	0
Tract Not Known	0	0	0	0	0	0	0	0	0	0
County Total	1	33	0	0	0	0	1	33	0	0
TOTAL INSIDE AA IN STATE	0	0	0	0	0	0	0	0	0	0
TOTAL OUTSIDE AA IN STATE	1	33	0	0	0	0	1	33	0	0
STATE TOTAL	1	33	0	0	0	0	1	33	0	0

2020 Institution Disclosure Statement - Table 1-2
Loans by County
Small Business Loans - Purchases
Institution: CITIZENS BANK OF LAFAYETTE

Respondent ID: 0000001711
Agency: FDIC - 3
State: MAINE (23)

Area Income Characteristics	Loan Amount at Origination <=$100,000		Loan Amount at Origination >$100,000 But <=$250,000		Loan Amount at Origination >$250,000		Loans to Businesses with Gross Annual Revenues <= $1 Million		Memo Item: Loans by Affiliates	
	Num of Loans	Amount (000s)	Num of Loans	Amount (000s)	Num of Loans	Amount (000s)	Num of Loans	Amount (000s)	Num of Loans	Amount (000s)
LINCOLN COUNTY (015), ME										
MSA NA										
Outside Assessment Area										
Low Income	0	0	0	0	0	0	0	0	0	0
Moderate Income	0	0	0	0	0	0	0	0	0	0
Middle Income	1	33	0	0	0	0	1	33	0	0
Upper Income	0	0	0	0	0	0	0	0	0	0
Income Not Known	0	0	0	0	0	0	0	0	0	0
Tract Not Known	0	0	0	0	0	0	0	0	0	0
County Total	1	33	0	0	0	0	1	33	0	0
TOTAL INSIDE AA IN STATE	0	0	0	0	0	0	0	0	0	0
TOTAL OUTSIDE AA IN STATE	1	33	0	0	0	0	1	33	0	0
STATE TOTAL	1	33	0	0	0	0	1	33	0	0

2020 Institution Disclosure Statement - Table 1-2
Loans by County
Small Business Loans - Purchases
Institution: CITIZENS BANK OF LAFAYETTE

Respondent ID: 0000001711
Agency: FDIC - 3
State: MARYLAND (24)

Area Income Characteristics	Loan Amount at Origination <=$100,000		Loan Amount at Origination >$100,000 But <=$250,000		Loan Amount at Origination >$250,000		Loans to Businesses with Gross Annual Revenues <= $1 Million		Memo Item: Loans by Affiliates	
	Num of Loans	Amount (000s)	Num of Loans	Amount (000s)	Num of Loans	Amount (000s)	Num of Loans	Amount (000s)	Num of Loans	Amount (000s)
ANNE ARUNDEL COUNTY (003), MD										
MSA 12580										
Outside Assessment Area										
Median Family Income < 10%	0	0	0	0	0	0	0	0	0	0
Median Family Income 10-20%	0	0	0	0	0	0	0	0	0	0
Median Family Income 20-30%	0	0	0	0	0	0	0	0	0	0
Median Family Income 30-40%	0	0	0	0	0	0	0	0	0	0
Median Family Income 40-50%	0	0	0	0	0	0	0	0	0	0
Median Family Income 50-60%	0	0	0	0	0	0	0	0	0	0
Median Family Income 60-70%	0	0	0	0	0	0	0	0	0	0
Median Family Income 70-80%	0	0	0	0	0	0	0	0	0	0
Median Family Income 80-90%	0	0	0	0	0	0	0	0	0	0
Median Family Income 90-100%	0	0	0	0	0	0	0	0	0	0
Median Family Income 100-110%	1	39	0	0	0	0	1	39	0	0
Median Family Income 110-120%	0	0	0	0	0	0	0	0	0	0
Median Family Income >= 120%	1	82	0	0	0	0	1	82	0	0
Median Family Income Not Known	0	0	0	0	0	0	0	0	0	0
Tract Not Known	0	0	0	0	0	0	0	0	0	0
County Total	2	121	0	0	0	0	2	121	0	0

2020 Institution Disclosure Statement - Table 1-2
Loans by County
Small Business Loans - Purchases
Institution: CITIZENS BANK OF LAFAYETTE

Respondent ID: 0000001711
Agency: FDIC - 3
State: MARYLAND (24)

Area Income Characteristics	Loan Amount at Origination <=$100,000		Loan Amount at Origination >$100,000 But <=$250,000		Loan Amount at Origination >$250,000		Loans to Businesses with Gross Annual Revenues <= $1 Million		Memo Item: Loans by Affiliates	
	Num of Loans	Amount (000s)	Num of Loans	Amount (000s)	Num of Loans	Amount (000s)	Num of Loans	Amount (000s)	Num of Loans	Amount (000s)
MONTGOMERY COUNTY (031), MD										
MSA 23224										
Outside Assessment Area										
Median Family Income < 10%	0	0	0	0	0	0	0	0	0	0
Median Family Income 10-20%	0	0	0	0	0	0	0	0	0	0
Median Family Income 20-30%	0	0	0	0	0	0	0	0	0	0
Median Family Income 30-40%	0	0	0	0	0	0	0	0	0	0
Median Family Income 40-50%	0	0	0	0	0	0	0	0	0	0
Median Family Income 50-60%	0	0	0	0	0	0	0	0	0	0
Median Family Income 60-70%	0	0	0	0	0	0	0	0	0	0
Median Family Income 70-80%	0	0	0	0	0	0	0	0	0	0
Median Family Income 80-90%	0	0	0	0	0	0	0	0	0	0
Median Family Income 90-100%	0	0	0	0	0	0	0	0	0	0
Median Family Income 100-110%	0	0	0	0	0	0	0	0	0	0
Median Family Income 110-120%	1	82	0	0	0	0	1	82	0	0
Median Family Income >= 120%	0	0	0	0	0	0	0	0	0	0
Median Family Income Not Known	0	0	0	0	0	0	0	0	0	0
Tract Not Known	0	0	0	0	0	0	0	0	0	0
County Total	1	82	0	0	0	0	1	82	0	0
TOTAL INSIDE AA IN STATE	0	0	0	0	0	0	0	0	0	0
TOTAL OUTSIDE AA IN STATE	3	203	0	0	0	0	3	203	0	0
STATE TOTAL	3	203	0	0	0	0	3	203	0	0

2020 Institution Disclosure Statement - Table 1-2
Loans by County
Small Business Loans - Purchases
Institution: CITIZENS BANK OF LAFAYETTE

Respondent ID: 0000001711
Agency: FDIC - 3
State: MASSACHUSETTS (25)

Area Income Characteristics	Loan Amount at Origination <=$100,000		Loan Amount at Origination >$100,000 But <=$250,000		Loan Amount at Origination >$250,000		Loans to Businesses with Gross Annual Revenues <= $1 Million		Memo Item: Loans by Affiliates	
	Num of Loans	Amount (000s)	Num of Loans	Amount (000s)	Num of Loans	Amount (000s)	Num of Loans	Amount (000s)	Num of Loans	Amount (000s)
NORFOLK COUNTY (021), MA										
MSA 14454										
Outside Assessment Area										
Median Family Income < 10%	0	0	0	0	0	0	0	0	0	0
Median Family Income 10-20%	0	0	0	0	0	0	0	0	0	0
Median Family Income 20-30%	0	0	0	0	0	0	0	0	0	0
Median Family Income 30-40%	0	0	0	0	0	0	0	0	0	0
Median Family Income 40-50%	0	0	0	0	0	0	0	0	0	0
Median Family Income 50-60%	0	0	0	0	0	0	0	0	0	0
Median Family Income 60-70%	0	0	0	0	0	0	0	0	0	0
Median Family Income 70-80%	0	0	0	0	0	0	0	0	0	0
Median Family Income 80-90%	0	0	0	0	0	0	0	0	0	0
Median Family Income 90-100%	0	0	0	0	0	0	0	0	0	0
Median Family Income 100-110%	0	0	0	0	0	0	0	0	0	0
Median Family Income 110-120%	0	0	0	0	0	0	0	0	0	0
Median Family Income >= 120%	1	39	0	0	0	0	1	39	0	0
Median Family Income Not Known	0	0	0	0	0	0	0	0	0	0
Tract Not Known	0	0	0	0	0	0	0	0	0	0
County Total	1	39	0	0	0	0	1	39	0	0

2020 Institution Disclosure Statement - Table 1-2
Loans by County
Small Business Loans - Purchases
Institution: CITIZENS BANK OF LAFAYETTE

Respondent ID: 0000001711
Agency: FDIC - 3
State: MASSACHUSETTS (25)

Area Income Characteristics	Loan Amount at Origination <=$100,000		Loan Amount at Origination >$100,000 But <=$250,000		Loan Amount at Origination >$250,000		Loans to Businesses with Gross Annual Revenues <= $1 Million		Memo Item: Loans by Affiliates	
	Num of Loans	Amount (000s)	Num of Loans	Amount (000s)	Num of Loans	Amount (000s)	Num of Loans	Amount (000s)	Num of Loans	Amount (000s)
WORCESTER COUNTY (027), MA										
MSA 49340										
Outside Assessment Area										
Median Family Income < 10%	0	0	0	0	0	0	0	0	0	0
Median Family Income 10-20%	0	0	0	0	0	0	0	0	0	0
Median Family Income 20-30%	0	0	0	0	0	0	0	0	0	0
Median Family Income 30-40%	0	0	0	0	0	0	0	0	0	0
Median Family Income 40-50%	0	0	0	0	0	0	0	0	0	0
Median Family Income 50-60%	0	0	0	0	0	0	0	0	0	0
Median Family Income 60-70%	1	61	0	0	0	0	1	61	0	0
Median Family Income 70-80%	0	0	0	0	0	0	0	0	0	0
Median Family Income 80-90%	0	0	0	0	0	0	0	0	0	0
Median Family Income 90-100%	0	0	0	0	0	0	0	0	0	0
Median Family Income 100-110%	0	0	0	0	0	0	0	0	0	0
Median Family Income 110-120%	0	0	0	0	0	0	0	0	0	0
Median Family Income >= 120%	0	0	0	0	0	0	0	0	0	0
Median Family Income Not Known	0	0	0	0	0	0	0	0	0	0
Tract Not Known	0	0	0	0	0	0	0	0	0	0
County Total	1	61	0	0	0	0	1	61	0	0
TOTAL INSIDE AA IN STATE	0	0	0	0	0	0	0	0	0	0
TOTAL OUTSIDE AA IN STATE	2	100	0	0	0	0	2	100	0	0
STATE TOTAL	2	100	0	0	0	0	2	100	0	0

2020 Institution Disclosure Statement - Table 1-2
Loans by County
Small Business Loans - Purchases
Institution: CITIZENS BANK OF LAFAYETTE

Respondent ID: 0000001711
Agency: FDIC - 3
State: MICHIGAN (26)

Area Income Characteristics	Loan Amount at Origination <=$100,000		Loan Amount at Origination >$100,000 But <=$250,000		Loan Amount at Origination >$250,000		Loans to Businesses with Gross Annual Revenues <= $1 Million		Memo Item: Loans by Affiliates	
	Num of Loans	Amount (000s)	Num of Loans	Amount (000s)	Num of Loans	Amount (000s)	Num of Loans	Amount (000s)	Num of Loans	Amount (000s)
LENAWEE COUNTY (091), MI										
MSA NA										
Outside Assessment Area										
Low Income	0	0	0	0	0	0	0	0	0	0
Moderate Income	1	64	0	0	0	0	1	64	0	0
Middle Income	0	0	0	0	0	0	0	0	0	0
Upper Income	0	0	0	0	0	0	0	0	0	0
Income Not Known	0	0	0	0	0	0	0	0	0	0
Tract Not Known	0	0	0	0	0	0	0	0	0	0
County Total	1	64	0	0	0	0	1	64	0	0
TOTAL INSIDE AA IN STATE	0	0	0	0	0	0	0	0	0	0
TOTAL OUTSIDE AA IN STATE	1	64	0	0	0	0	1	64	0	0
STATE TOTAL	1	64	0	0	0	0	1	64	0	0

2020 Institution Disclosure Statement - Table 1-2
Loans by County
Small Business Loans - Purchases
Institution: CITIZENS BANK OF LAFAYETTE

Respondent ID: 0000001711
Agency: FDIC - 3
State: MINNESOTA (27)

Area Income Characteristics	Loan Amount at Origination <=$100,000		Loan Amount at Origination >$100,000 But <=$250,000		Loan Amount at Origination >$250,000		Loans to Businesses with Gross Annual Revenues <= $1 Million		Memo Item: Loans by Affiliates	
	Num of Loans	Amount (000s)	Num of Loans	Amount (000s)	Num of Loans	Amount (000s)	Num of Loans	Amount (000s)	Num of Loans	Amount (000s)
STEARNS COUNTY (145), MN										
MSA 41060										
Outside Assessment Area										
Low Income	0	0	0	0	0	0	0	0	0	0
Moderate Income	0	0	0	0	0	0	0	0	0	0
Middle Income	1	52	0	0	0	0	1	52	0	0
Upper Income	0	0	0	0	0	0	0	0	0	0
Income Not Known	0	0	0	0	0	0	0	0	0	0
Tract Not Known	0	0	0	0	0	0	0	0	0	0
County Total	1	52	0	0	0	0	1	52	0	0
SWIFT COUNTY (151), MN										
MSA NA										
Outside Assessment Area										
Low Income	0	0	0	0	0	0	0	0	0	0
Moderate Income	0	0	0	0	0	0	0	0	0	0
Middle Income	0	0	1	118	0	0	1	118	0	0
Upper Income	0	0	0	0	0	0	0	0	0	0
Income Not Known	0	0	0	0	0	0	0	0	0	0
Tract Not Known	0	0	0	0	0	0	0	0	0	0
County Total	0	0	1	118	0	0	1	118	0	0
TOTAL INSIDE AA IN STATE	0	0	0	0	0	0	0	0	0	0
TOTAL OUTSIDE AA IN STATE	1	52	1	118	0	0	2	170	0	0
STATE TOTAL	1	52	1	118	0	0	2	170	0	0

2020 Institution Disclosure Statement - Table 1-2
Loans by County
Small Business Loans - Purchases
Institution: CITIZENS BANK OF LAFAYETTE

Respondent ID: 0000001711
Agency: FDIC - 3
State: MISSISSIPPI (28)

Area Income Characteristics	Loan Amount at Origination <=$100,000		Loan Amount at Origination >$100,000 But <=$250,000		Loan Amount at Origination >$250,000		Loans to Businesses with Gross Annual Revenues <= $1 Million		Memo Item: Loans by Affiliates	
	Num of Loans	Amount (000s)	Num of Loans	Amount (000s)	Num of Loans	Amount (000s)	Num of Loans	Amount (000s)	Num of Loans	Amount (000s)
COVINGTON COUNTY (031), MS										
MSA 25620										
Outside Assessment Area										
Low Income	0	0	0	0	0	0	0	0	0	0
Moderate Income	0	0	1	190	0	0	1	190	0	0
Middle Income	0	0	0	0	0	0	0	0	0	0
Upper Income	0	0	0	0	0	0	0	0	0	0
Income Not Known	0	0	0	0	0	0	0	0	0	0
Tract Not Known	0	0	0	0	0	0	0	0	0	0
County Total	0	0	1	190	0	0	1	190	0	0
LAMAR COUNTY (073), MS										
MSA 25620										
Outside Assessment Area										
Low Income	0	0	0	0	0	0	0	0	0	0
Moderate Income	0	0	0	0	0	0	0	0	0	0
Middle Income	0	0	1	101	0	0	1	101	0	0
Upper Income	0	0	0	0	0	0	0	0	0	0
Income Not Known	0	0	0	0	0	0	0	0	0	0
Tract Not Known	0	0	0	0	0	0	0	0	0	0
County Total	0	0	1	101	0	0	1	101	0	0
MADISON COUNTY (089), MS										
MSA 27140										
Outside Assessment Area										
Low Income	0	0	0	0	0	0	0	0	0	0
Moderate Income	0	0	0	0	0	0	0	0	0	0
Middle Income	0	0	1	148	0	0	1	148	0	0
Upper Income	0	0	0	0	0	0	0	0	0	0
Income Not Known	0	0	0	0	0	0	0	0	0	0
Tract Not Known	0	0	0	0	0	0	0	0	0	0
County Total	0	0	1	148	0	0	1	148	0	0
TOTAL INSIDE AA IN STATE	0	0	0	0	0	0	0	0	0	0

2020 Institution Disclosure Statement - Table 1-2
Loans by County
Small Business Loans - Purchases
Institution: CITIZENS BANK OF LAFAYETTE

Respondent ID: 0000001711
Agency: FDIC - 3
State: MISSISSIPPI (28)

Area Income Characteristics	Loan Amount at Origination <=$100,000		Loan Amount at Origination >$100,000 But <=$250,000		Loan Amount at Origination >$250,000		Loans to Businesses with Gross Annual Revenues <= $1 Million		Memo Item: Loans by Affiliates	
	Num of Loans	Amount (000s)	Num of Loans	Amount (000s)	Num of Loans	Amount (000s)	Num of Loans	Amount (000s)	Num of Loans	Amount (000s)
TOTAL OUTSIDE AA IN STATE	0	0	3	439	0	0	3	439	0	0
STATE TOTAL	0	0	3	439	0	0	3	439	0	0

2020 Institution Disclosure Statement - Table 1-2
Loans by County
Small Business Loans - Purchases
Institution: CITIZENS BANK OF LAFAYETTE

Respondent ID: 0000001711
Agency: FDIC - 3
State: MISSOURI (29)

Area Income Characteristics	Loan Amount at Origination <=$100,000		Loan Amount at Origination >$100,000 But <=$250,000		Loan Amount at Origination >$250,000		Loans to Businesses with Gross Annual Revenues <= $1 Million		Memo Item: Loans by Affiliates	
	Num of Loans	Amount (000s)	Num of Loans	Amount (000s)	Num of Loans	Amount (000s)	Num of Loans	Amount (000s)	Num of Loans	Amount (000s)
ST. LOUIS CITY (510), MO										
MSA 41180										
Outside Assessment Area										
Low Income	0	0	0	0	0	0	0	0	0	0
Moderate Income	0	0	0	0	0	0	0	0	0	0
Middle Income	0	0	0	0	1	311	1	311	0	0
Upper Income	0	0	0	0	0	0	0	0	0	0
Income Not Known	0	0	0	0	0	0	0	0	0	0
Tract Not Known	0	0	0	0	0	0	0	0	0	0
County Total	0	0	0	0	1	311	1	311	0	0
TOTAL INSIDE AA IN STATE	0	0	0	0	0	0	0	0	0	0
TOTAL OUTSIDE AA IN STATE	0	0	0	0	1	311	1	311	0	0
STATE TOTAL	0	0	0	0	1	311	1	311	0	0

2020 Institution Disclosure Statement - Table 1-2
Loans by County
Small Business Loans - Purchases
Institution: CITIZENS BANK OF LAFAYETTE

Respondent ID: 0000001711
Agency: FDIC - 3
State: NEBRASKA (31)

Area Income Characteristics	Loan Amount at Origination <=$100,000		Loan Amount at Origination >$100,000 But <=$250,000		Loan Amount at Origination >$250,000		Loans to Businesses with Gross Annual Revenues <= $1 Million		Memo Item: Loans by Affiliates	
	Num of Loans	Amount (000s)	Num of Loans	Amount (000s)	Num of Loans	Amount (000s)	Num of Loans	Amount (000s)	Num of Loans	Amount (000s)
SARPY COUNTY (153), NE										
MSA 36540										
Outside Assessment Area										
Low Income	0	0	0	0	0	0	0	0	0	0
Moderate Income	0	0	0	0	0	0	0	0	0	0
Middle Income	0	0	0	0	0	0	0	0	0	0
Upper Income	1	69	0	0	0	0	1	69	0	0
Income Not Known	0	0	0	0	0	0	0	0	0	0
Tract Not Known	0	0	0	0	0	0	0	0	0	0
County Total	1	69	0	0	0	0	1	69	0	0
TOTAL INSIDE AA IN STATE	0	0	0	0	0	0	0	0	0	0
TOTAL OUTSIDE AA IN STATE	1	69	0	0	0	0	1	69	0	0
STATE TOTAL	1	69	0	0	0	0	1	69	0	0

2020 Institution Disclosure Statement - Table 1-2
Loans by County
Small Business Loans - Purchases
Institution: CITIZENS BANK OF LAFAYETTE

Respondent ID: 0000001711
Agency: FDIC - 3
State: NEVADA (32)

Area Income Characteristics	Loan Amount at Origination <=$100,000		Loan Amount at Origination >$100,000 But <=$250,000		Loan Amount at Origination >$250,000		Loans to Businesses with Gross Annual Revenues <= $1 Million		Memo Item: Loans by Affiliates	
	Num of Loans	Amount (000s)	Num of Loans	Amount (000s)	Num of Loans	Amount (000s)	Num of Loans	Amount (000s)	Num of Loans	Amount (000s)
CLARK COUNTY (003), NV										
MSA 29820										
Outside Assessment Area										
Median Family Income < 10%	0	0	0	0	0	0	0	0	0	0
Median Family Income 10-20%	0	0	0	0	0	0	0	0	0	0
Median Family Income 20-30%	0	0	0	0	0	0	0	0	0	0
Median Family Income 30-40%	0	0	0	0	0	0	0	0	0	0
Median Family Income 40-50%	0	0	0	0	0	0	0	0	0	0
Median Family Income 50-60%	0	0	0	0	0	0	0	0	0	0
Median Family Income 60-70%	0	0	0	0	0	0	0	0	0	0
Median Family Income 70-80%	0	0	0	0	0	0	0	0	0	0
Median Family Income 80-90%	0	0	0	0	0	0	0	0	0	0
Median Family Income 90-100%	0	0	0	0	0	0	0	0	0	0
Median Family Income 100-110%	0	0	0	0	0	0	0	0	0	0
Median Family Income 110-120%	0	0	0	0	0	0	0	0	0	0
Median Family Income >= 120%	0	0	1	156	0	0	0	0	0	0
Median Family Income Not Known	0	0	0	0	0	0	0	0	0	0
Tract Not Known	0	0	0	0	0	0	0	0	0	0
County Total	0	0	1	156	0	0	0	0	0	0
TOTAL INSIDE AA IN STATE	0	0	0	0	0	0	0	0	0	0
TOTAL OUTSIDE AA IN STATE	0	0	1	156	0	0	0	0	0	0
STATE TOTAL	0	0	1	156	0	0	0	0	0	0

2020 Institution Disclosure Statement - Table 1-2
Loans by County
Small Business Loans - Purchases
Institution: CITIZENS BANK OF LAFAYETTE

Respondent ID: 0000001711
Agency: FDIC - 3
State: NEW HAMPSHIRE (33)

Area Income Characteristics	Loan Amount at Origination <=$100,000		Loan Amount at Origination >$100,000 But <=$250,000		Loan Amount at Origination >$250,000		Loans to Businesses with Gross Annual Revenues <= $1 Million		Memo Item: Loans by Affiliates	
	Num of Loans	Amount (000s)	Num of Loans	Amount (000s)	Num of Loans	Amount (000s)	Num of Loans	Amount (000s)	Num of Loans	Amount (000s)
ROCKINGHAM COUNTY (015), NH										
MSA 40484										
Outside Assessment Area										
Low Income	0	0	0	0	0	0	0	0	0	0
Moderate Income	0	0	0	0	0	0	0	0	0	0
Middle Income	1	18	0	0	0	0	1	18	0	0
Upper Income	0	0	0	0	0	0	0	0	0	0
Income Not Known	0	0	0	0	0	0	0	0	0	0
Tract Not Known	0	0	0	0	0	0	0	0	0	0
County Total	1	18	0	0	0	0	1	18	0	0
TOTAL INSIDE AA IN STATE	0	0	0	0	0	0	0	0	0	0
TOTAL OUTSIDE AA IN STATE	1	18	0	0	0	0	1	18	0	0
STATE TOTAL	1	18	0	0	0	0	1	18	0	0

2020 Institution Disclosure Statement - Table 1-2
Loans by County
Small Business Loans - Purchases
Institution: CITIZENS BANK OF LAFAYETTE

Respondent ID: 0000001711
Agency: FDIC - 3
State: NEW JERSEY (34)

Area Income Characteristics	Loan Amount at Origination <=$100,000		Loan Amount at Origination >$100,000 But <=$250,000		Loan Amount at Origination >$250,000		Loans to Businesses with Gross Annual Revenues <= $1 Million		Memo Item: Loans by Affiliates	
	Num of Loans	Amount (000s)	Num of Loans	Amount (000s)	Num of Loans	Amount (000s)	Num of Loans	Amount (000s)	Num of Loans	Amount (000s)
HUDSON COUNTY (017), NJ										
MSA 35614										
Outside Assessment Area										
Median Family Income < 10%	0	0	0	0	0	0	0	0	0	0
Median Family Income 10-20%	0	0	0	0	0	0	0	0	0	0
Median Family Income 20-30%	0	0	0	0	0	0	0	0	0	0
Median Family Income 30-40%	0	0	0	0	0	0	0	0	0	0
Median Family Income 40-50%	0	0	0	0	0	0	0	0	0	0
Median Family Income 50-60%	0	0	0	0	0	0	0	0	0	0
Median Family Income 60-70%	0	0	0	0	0	0	0	0	0	0
Median Family Income 70-80%	0	0	0	0	0	0	0	0	0	0
Median Family Income 80-90%	0	0	0	0	0	0	0	0	0	0
Median Family Income 90-100%	0	0	0	0	0	0	0	0	0	0
Median Family Income 100-110%	0	0	0	0	0	0	0	0	0	0
Median Family Income 110-120%	1	66	0	0	0	0	1	66	0	0
Median Family Income >= 120%	0	0	0	0	0	0	0	0	0	0
Median Family Income Not Known	0	0	0	0	0	0	0	0	0	0
Tract Not Known	0	0	0	0	0	0	0	0	0	0
County Total	1	66	0	0	0	0	1	66	0	0

2020 Institution Disclosure Statement - Table 1-2
Loans by County
Small Business Loans - Purchases
Institution: CITIZENS BANK OF LAFAYETTE

Respondent ID: 0000001711
Agency: FDIC - 3
State: NEW JERSEY (34)

Area Income Characteristics	Loan Amount at Origination <=$100,000		Loan Amount at Origination >$100,000 But <=$250,000		Loan Amount at Origination >$250,000		Loans to Businesses with Gross Annual Revenues <= $1 Million		Memo Item: Loans by Affiliates	
	Num of Loans	Amount (000s)	Num of Loans	Amount (000s)	Num of Loans	Amount (000s)	Num of Loans	Amount (000s)	Num of Loans	Amount (000s)
MONMOUTH COUNTY (025), NJ										
MSA 35154										
Outside Assessment Area										
Median Family Income < 10%	0	0	0	0	0	0	0	0	0	0
Median Family Income 10-20%	0	0	0	0	0	0	0	0	0	0
Median Family Income 20-30%	0	0	0	0	0	0	0	0	0	0
Median Family Income 30-40%	0	0	0	0	0	0	0	0	0	0
Median Family Income 40-50%	0	0	0	0	0	0	0	0	0	0
Median Family Income 50-60%	0	0	0	0	0	0	0	0	0	0
Median Family Income 60-70%	0	0	0	0	0	0	0	0	0	0
Median Family Income 70-80%	0	0	0	0	0	0	0	0	0	0
Median Family Income 80-90%	0	0	0	0	0	0	0	0	0	0
Median Family Income 90-100%	0	0	0	0	0	0	0	0	0	0
Median Family Income 100-110%	0	0	0	0	0	0	0	0	0	0
Median Family Income 110-120%	0	0	0	0	0	0	0	0	0	0
Median Family Income >= 120%	1	49	0	0	0	0	1	49	0	0
Median Family Income Not Known	0	0	0	0	0	0	0	0	0	0
Tract Not Known	0	0	0	0	0	0	0	0	0	0
County Total	1	49	0	0	0	0	1	49	0	0

2020 Institution Disclosure Statement - Table 1-2
Loans by County
Small Business Loans - Purchases
Institution: CITIZENS BANK OF LAFAYETTE

Respondent ID: 0000001711
Agency: FDIC - 3
State: NEW JERSEY (34)

Area Income Characteristics	Loan Amount at Origination <=$100,000		Loan Amount at Origination >$100,000 But <=$250,000		Loan Amount at Origination >$250,000		Loans to Businesses with Gross Annual Revenues <= $1 Million		Memo Item: Loans by Affiliates	
	Num of Loans	Amount (000s)	Num of Loans	Amount (000s)	Num of Loans	Amount (000s)	Num of Loans	Amount (000s)	Num of Loans	Amount (000s)
OCEAN COUNTY (029), NJ										
MSA 35154										
Outside Assessment Area										
Median Family Income < 10%	0	0	0	0	0	0	0	0	0	0
Median Family Income 10-20%	0	0	0	0	0	0	0	0	0	0
Median Family Income 20-30%	0	0	0	0	0	0	0	0	0	0
Median Family Income 30-40%	0	0	0	0	0	0	0	0	0	0
Median Family Income 40-50%	0	0	0	0	0	0	0	0	0	0
Median Family Income 50-60%	0	0	0	0	0	0	0	0	0	0
Median Family Income 60-70%	0	0	0	0	0	0	0	0	0	0
Median Family Income 70-80%	1	55	0	0	0	0	1	55	0	0
Median Family Income 80-90%	0	0	0	0	0	0	0	0	0	0
Median Family Income 90-100%	0	0	0	0	0	0	0	0	0	0
Median Family Income 100-110%	0	0	0	0	0	0	0	0	0	0
Median Family Income 110-120%	0	0	0	0	0	0	0	0	0	0
Median Family Income >= 120%	0	0	0	0	0	0	0	0	0	0
Median Family Income Not Known	0	0	0	0	0	0	0	0	0	0
Tract Not Known	0	0	0	0	0	0	0	0	0	0
County Total	1	55	0	0	0	0	1	55	0	0
TOTAL INSIDE AA IN STATE	0	0	0	0	0	0	0	0	0	0
TOTAL OUTSIDE AA IN STATE	3	170	0	0	0	0	3	170	0	0
STATE TOTAL	3	170	0	0	0	0	3	170	0	0

2020 Institution Disclosure Statement - Table 1-2
Loans by County
Small Business Loans - Purchases
Institution: CITIZENS BANK OF LAFAYETTE

Respondent ID: 0000001711
Agency: FDIC - 3
State: NEW MEXICO (35)

Area Income Characteristics	Loan Amount at Origination <=$100,000		Loan Amount at Origination >$100,000 But <=$250,000		Loan Amount at Origination >$250,000		Loans to Businesses with Gross Annual Revenues <= $1 Million		Memo Item: Loans by Affiliates	
	Num of Loans	Amount (000s)	Num of Loans	Amount (000s)	Num of Loans	Amount (000s)	Num of Loans	Amount (000s)	Num of Loans	Amount (000s)
CIBOLA COUNTY (006), NM										
MSA NA										
Outside Assessment Area										
Low Income	0	0	0	0	0	0	0	0	0	0
Moderate Income	1	17	0	0	0	0	1	17	0	0
Middle Income	0	0	0	0	0	0	0	0	0	0
Upper Income	0	0	0	0	0	0	0	0	0	0
Income Not Known	0	0	0	0	0	0	0	0	0	0
Tract Not Known	0	0	0	0	0	0	0	0	0	0
County Total	1	17	0	0	0	0	1	17	0	0
LEA COUNTY (025), NM										
MSA NA										
Outside Assessment Area										
Low Income	0	0	0	0	0	0	0	0	0	0
Moderate Income	0	0	0	0	0	0	0	0	0	0
Middle Income	0	0	0	0	0	0	0	0	0	0
Upper Income	1	75	0	0	0	0	1	75	0	0
Income Not Known	0	0	0	0	0	0	0	0	0	0
Tract Not Known	0	0	0	0	0	0	0	0	0	0
County Total	1	75	0	0	0	0	1	75	0	0
TOTAL INSIDE AA IN STATE	0	0	0	0	0	0	0	0	0	0
TOTAL OUTSIDE AA IN STATE	2	92	0	0	0	0	2	92	0	0
STATE TOTAL	2	92	0	0	0	0	2	92	0	0

2020 Institution Disclosure Statement - Table 1-2
Loans by County
Small Business Loans - Purchases
Institution: CITIZENS BANK OF LAFAYETTE

Respondent ID: 0000001711
Agency: FDIC - 3
State: NEW YORK (36)

Area Income Characteristics	Loan Amount at Origination <=$100,000		Loan Amount at Origination >$100,000 But <=$250,000		Loan Amount at Origination >$250,000		Loans to Businesses with Gross Annual Revenues <= $1 Million		Memo Item: Loans by Affiliates	
	Num of Loans	Amount (000s)	Num of Loans	Amount (000s)	Num of Loans	Amount (000s)	Num of Loans	Amount (000s)	Num of Loans	Amount (000s)
NEW YORK COUNTY (061), NY										
MSA 35614										
Outside Assessment Area										
Median Family Income < 10%	0	0	0	0	0	0	0	0	0	0
Median Family Income 10-20%	0	0	0	0	0	0	0	0	0	0
Median Family Income 20-30%	0	0	0	0	0	0	0	0	0	0
Median Family Income 30-40%	0	0	0	0	0	0	0	0	0	0
Median Family Income 40-50%	0	0	0	0	0	0	0	0	0	0
Median Family Income 50-60%	0	0	0	0	0	0	0	0	0	0
Median Family Income 60-70%	0	0	0	0	0	0	0	0	0	0
Median Family Income 70-80%	0	0	0	0	0	0	0	0	0	0
Median Family Income 80-90%	0	0	0	0	0	0	0	0	0	0
Median Family Income 90-100%	0	0	0	0	0	0	0	0	0	0
Median Family Income 100-110%	0	0	0	0	0	0	0	0	0	0
Median Family Income 110-120%	0	0	0	0	0	0	0	0	0	0
Median Family Income >= 120%	0	0	1	139	0	0	1	139	0	0
Median Family Income Not Known	0	0	0	0	0	0	0	0	0	0
Tract Not Known	0	0	0	0	0	0	0	0	0	0
County Total	0	0	1	139	0	0	1	139	0	0
OTSEGO COUNTY (077), NY										
MSA NA										
Outside Assessment Area										
Low Income	0	0	0	0	0	0	0	0	0	0
Moderate Income	0	0	0	0	0	0	0	0	0	0
Middle Income	0	0	0	0	0	0	0	0	0	0
Upper Income	0	0	1	143	0	0	1	143	0	0
Income Not Known	0	0	0	0	0	0	0	0	0	0
Tract Not Known	0	0	0	0	0	0	0	0	0	0
County Total	0	0	1	143	0	0	1	143	0	0
TOTAL INSIDE AA IN STATE	0	0	0	0	0	0	0	0	0	0
TOTAL OUTSIDE AA IN STATE	0	0	2	282	0	0	2	282	0	0
STATE TOTAL	0	0	2	282	0	0	2	282	0	0

2020 Institution Disclosure Statement - Table 1-2
Loans by County
Small Business Loans - Purchases
Institution: CITIZENS BANK OF LAFAYETTE

Respondent ID: 0000001711
Agency: FDIC - 3
State: OHIO (39)

Area Income Characteristics	Loan Amount at Origination <=$100,000		Loan Amount at Origination >$100,000 But <=$250,000		Loan Amount at Origination >$250,000		Loans to Businesses with Gross Annual Revenues <= $1 Million		Memo Item: Loans by Affiliates	
	Num of Loans	Amount (000s)	Num of Loans	Amount (000s)	Num of Loans	Amount (000s)	Num of Loans	Amount (000s)	Num of Loans	Amount (000s)
FRANKLIN COUNTY (049), OH										
MSA 18140										
Outside Assessment Area										
Median Family Income < 10%	0	0	0	0	0	0	0	0	0	0
Median Family Income 10-20%	0	0	0	0	0	0	0	0	0	0
Median Family Income 20-30%	0	0	0	0	0	0	0	0	0	0
Median Family Income 30-40%	0	0	0	0	0	0	0	0	0	0
Median Family Income 40-50%	0	0	0	0	0	0	0	0	0	0
Median Family Income 50-60%	0	0	0	0	0	0	0	0	0	0
Median Family Income 60-70%	0	0	0	0	0	0	0	0	0	0
Median Family Income 70-80%	0	0	0	0	0	0	0	0	0	0
Median Family Income 80-90%	0	0	0	0	0	0	0	0	0	0
Median Family Income 90-100%	0	0	0	0	0	0	0	0	0	0
Median Family Income 100-110%	0	0	0	0	0	0	0	0	0	0
Median Family Income 110-120%	0	0	0	0	0	0	0	0	0	0
Median Family Income >= 120%	0	0	1	217	0	0	1	217	0	0
Median Family Income Not Known	0	0	0	0	0	0	0	0	0	0
Tract Not Known	0	0	0	0	0	0	0	0	0	0
County Total	0	0	1	217	0	0	1	217	0	0
TOTAL INSIDE AA IN STATE	0	0	0	0	0	0	0	0	0	0
TOTAL OUTSIDE AA IN STATE	0	0	1	217	0	0	1	217	0	0
STATE TOTAL	0	0	1	217	0	0	1	217	0	0

2020 Institution Disclosure Statement - Table 1-2
Loans by County
Small Business Loans - Purchases
Institution: CITIZENS BANK OF LAFAYETTE

Respondent ID: 0000001711
Agency: FDIC - 3
State: TENNESSEE (47)

Area Income Characteristics	Loan Amount at Origination <=$100,000		Loan Amount at Origination >$100,000 But <=$250,000		Loan Amount at Origination >$250,000		Loans to Businesses with Gross Annual Revenues <= $1 Million		Memo Item: Loans by Affiliates	
	Num of Loans	Amount (000s)	Num of Loans	Amount (000s)	Num of Loans	Amount (000s)	Num of Loans	Amount (000s)	Num of Loans	Amount (000s)
MONTGOMERY COUNTY (125), TN										
MSA 17300										
Outside Assessment Area										
Low Income	0	0	0	0	0	0	0	0	0	0
Moderate Income	0	0	0	0	0	0	0	0	0	0
Middle Income	0	0	1	141	0	0	1	141	0	0
Upper Income	0	0	0	0	0	0	0	0	0	0
Income Not Known	0	0	0	0	0	0	0	0	0	0
Tract Not Known	0	0	0	0	0	0	0	0	0	0
County Total	0	0	1	141	0	0	1	141	0	0
TOTAL INSIDE AA IN STATE	0	0	0	0	0	0	0	0	0	0
TOTAL OUTSIDE AA IN STATE	0	0	1	141	0	0	1	141	0	0
STATE TOTAL	0	0	1	141	0	0	1	141	0	0

2020 Institution Disclosure Statement - Table 1-2
Loans by County
Small Business Loans - Purchases
Institution: CITIZENS BANK OF LAFAYETTE

Respondent ID: 0000001711
Agency: FDIC - 3
State: TEXAS (48)

Area Income Characteristics	Loan Amount at Origination <=$100,000		Loan Amount at Origination >$100,000 But <=$250,000		Loan Amount at Origination >$250,000		Loans to Businesses with Gross Annual Revenues <= $1 Million		Memo Item: Loans by Affiliates	
	Num of Loans	Amount (000s)	Num of Loans	Amount (000s)	Num of Loans	Amount (000s)	Num of Loans	Amount (000s)	Num of Loans	Amount (000s)
BEXAR COUNTY (029), TX										
MSA 41700										
Outside Assessment Area										
Median Family Income < 10%	0	0	0	0	0	0	0	0	0	0
Median Family Income 10-20%	0	0	0	0	0	0	0	0	0	0
Median Family Income 20-30%	0	0	0	0	0	0	0	0	0	0
Median Family Income 30-40%	0	0	0	0	0	0	0	0	0	0
Median Family Income 40-50%	0	0	0	0	0	0	0	0	0	0
Median Family Income 50-60%	0	0	0	0	0	0	0	0	0	0
Median Family Income 60-70%	0	0	0	0	0	0	0	0	0	0
Median Family Income 70-80%	0	0	0	0	0	0	0	0	0	0
Median Family Income 80-90%	0	0	0	0	0	0	0	0	0	0
Median Family Income 90-100%	0	0	0	0	0	0	0	0	0	0
Median Family Income 100-110%	0	0	0	0	0	0	0	0	0	0
Median Family Income 110-120%	0	0	0	0	0	0	0	0	0	0
Median Family Income >= 120%	0	0	1	192	0	0	1	192	0	0
Median Family Income Not Known	0	0	0	0	0	0	0	0	0	0
Tract Not Known	0	0	0	0	0	0	0	0	0	0
County Total	0	0	1	192	0	0	1	192	0	0

2020 Institution Disclosure Statement - Table 1-2
Loans by County
Small Business Loans - Purchases
Institution: CITIZENS BANK OF LAFAYETTE

Respondent ID: 0000001711
Agency: FDIC - 3
State: TEXAS (48)

Area Income Characteristics	Loan Amount at Origination <=$100,000		Loan Amount at Origination >$100,000 But <=$250,000		Loan Amount at Origination >$250,000		Loans to Businesses with Gross Annual Revenues <= $1 Million		Memo Item: Loans by Affiliates	
	Num of Loans	Amount (000s)	Num of Loans	Amount (000s)	Num of Loans	Amount (000s)	Num of Loans	Amount (000s)	Num of Loans	Amount (000s)
DALLAS COUNTY (113), TX										
MSA 19124										
Outside Assessment Area										
Median Family Income < 10%	0	0	0	0	0	0	0	0	0	0
Median Family Income 10-20%	0	0	0	0	0	0	0	0	0	0
Median Family Income 20-30%	0	0	0	0	0	0	0	0	0	0
Median Family Income 30-40%	0	0	0	0	0	0	0	0	0	0
Median Family Income 40-50%	0	0	0	0	0	0	0	0	0	0
Median Family Income 50-60%	0	0	0	0	0	0	0	0	0	0
Median Family Income 60-70%	0	0	0	0	0	0	0	0	0	0
Median Family Income 70-80%	0	0	0	0	0	0	0	0	0	0
Median Family Income 80-90%	0	0	0	0	0	0	0	0	0	0
Median Family Income 90-100%	1	33	0	0	0	0	1	33	0	0
Median Family Income 100-110%	0	0	0	0	0	0	0	0	0	0
Median Family Income 110-120%	0	0	0	0	0	0	0	0	0	0
Median Family Income >= 120%	0	0	0	0	0	0	0	0	0	0
Median Family Income Not Known	0	0	0	0	0	0	0	0	0	0
Tract Not Known	0	0	0	0	0	0	0	0	0	0
County Total	1	33	0	0	0	0	1	33	0	0

2020 Institution Disclosure Statement - Table 1-2
Loans by County
Small Business Loans - Purchases
Institution: CITIZENS BANK OF LAFAYETTE

Respondent ID: 0000001711
Agency: FDIC - 3
State: TEXAS (48)

Area Income Characteristics	Loan Amount at Origination <=$100,000		Loan Amount at Origination >$100,000 But <=$250,000		Loan Amount at Origination >$250,000		Loans to Businesses with Gross Annual Revenues <= $1 Million		Memo Item: Loans by Affiliates	
	Num of Loans	Amount (000s)	Num of Loans	Amount (000s)	Num of Loans	Amount (000s)	Num of Loans	Amount (000s)	Num of Loans	Amount (000s)
HARRIS COUNTY (201), TX										
MSA 26420										
Outside Assessment Area										
Median Family Income < 10%	0	0	0	0	0	0	0	0	0	0
Median Family Income 10-20%	0	0	0	0	0	0	0	0	0	0
Median Family Income 20-30%	0	0	0	0	0	0	0	0	0	0
Median Family Income 30-40%	0	0	0	0	0	0	0	0	0	0
Median Family Income 40-50%	0	0	0	0	0	0	0	0	0	0
Median Family Income 50-60%	0	0	0	0	0	0	0	0	0	0
Median Family Income 60-70%	0	0	0	0	0	0	0	0	0	0
Median Family Income 70-80%	0	0	0	0	0	0	0	0	0	0
Median Family Income 80-90%	0	0	0	0	0	0	0	0	0	0
Median Family Income 90-100%	0	0	0	0	0	0	0	0	0	0
Median Family Income 100-110%	0	0	0	0	0	0	0	0	0	0
Median Family Income 110-120%	0	0	0	0	0	0	0	0	0	0
Median Family Income >= 120%	1	72	0	0	0	0	1	72	0	0
Median Family Income Not Known	0	0	0	0	0	0	0	0	0	0
Tract Not Known	0	0	0	0	0	0	0	0	0	0
County Total	1	72	0	0	0	0	1	72	0	0
TOTAL INSIDE AA IN STATE	0	0	0	0	0	0	0	0	0	0
TOTAL OUTSIDE AA IN STATE	2	105	1	192	0	0	3	297	0	0
STATE TOTAL	2	105	1	192	0	0	3	297	0	0

2020 Institution Disclosure Statement - Table 1-2
Loans by County
Small Business Loans - Purchases
Institution: CITIZENS BANK OF LAFAYETTE

Respondent ID: 0000001711
Agency: FDIC - 3
State: VERMONT (50)

Area Income Characteristics	Loan Amount at Origination <=$100,000		Loan Amount at Origination >$100,000 But <=$250,000		Loan Amount at Origination >$250,000		Loans to Businesses with Gross Annual Revenues <= $1 Million		Memo Item: Loans by Affiliates	
	Num of Loans	Amount (000s)	Num of Loans	Amount (000s)	Num of Loans	Amount (000s)	Num of Loans	Amount (000s)	Num of Loans	Amount (000s)
WASHINGTON COUNTY (023), VT										
MSA NA										
Outside Assessment Area										
Low Income	0	0	0	0	0	0	0	0	0	0
Moderate Income	0	0	0	0	0	0	0	0	0	0
Middle Income	1	32	0	0	0	0	1	32	0	0
Upper Income	0	0	0	0	0	0	0	0	0	0
Income Not Known	0	0	0	0	0	0	0	0	0	0
Tract Not Known	0	0	0	0	0	0	0	0	0	0
County Total	1	32	0	0	0	0	1	32	0	0
TOTAL INSIDE AA IN STATE	0	0	0	0	0	0	0	0	0	0
TOTAL OUTSIDE AA IN STATE	1	32	0	0	0	0	1	32	0	0
STATE TOTAL	1	32	0	0	0	0	1	32	0	0

2020 Institution Disclosure Statement - Table 1-2
Loans by County
Small Business Loans - Purchases
Institution: CITIZENS BANK OF LAFAYETTE

Respondent ID: 0000001711
Agency: FDIC - 3
State: VIRGINIA (51)

Area Income Characteristics	Loan Amount at Origination <=$100,000		Loan Amount at Origination >$100,000 But <=$250,000		Loan Amount at Origination >$250,000		Loans to Businesses with Gross Annual Revenues <= $1 Million		Memo Item: Loans by Affiliates	
	Num of Loans	Amount (000s)	Num of Loans	Amount (000s)	Num of Loans	Amount (000s)	Num of Loans	Amount (000s)	Num of Loans	Amount (000s)
PRINCE WILLIAM COUNTY (153), VA										
MSA 47894										
Outside Assessment Area										
Low Income	0	0	0	0	0	0	0	0	0	0
Moderate Income	0	0	0	0	0	0	0	0	0	0
Middle Income	0	0	0	0	0	0	0	0	0	0
Upper Income	0	0	1	118	0	0	1	118	0	0
Income Not Known	0	0	0	0	0	0	0	0	0	0
Tract Not Known	0	0	0	0	0	0	0	0	0	0
County Total	0	0	1	118	0	0	1	118	0	0
RUSSELL COUNTY (167), VA										
MSA NA										
Outside Assessment Area										
Low Income	0	0	0	0	0	0	0	0	0	0
Moderate Income	0	0	0	0	0	0	0	0	0	0
Middle Income	1	80	0	0	0	0	1	80	0	0
Upper Income	0	0	0	0	0	0	0	0	0	0
Income Not Known	0	0	0	0	0	0	0	0	0	0
Tract Not Known	0	0	0	0	0	0	0	0	0	0
County Total	1	80	0	0	0	0	1	80	0	0
TOTAL INSIDE AA IN STATE	0	0	0	0	0	0	0	0	0	0
TOTAL OUTSIDE AA IN STATE	1	80	1	118	0	0	2	198	0	0
STATE TOTAL	1	80	1	118	0	0	2	198	0	0

2020 Institution Disclosure Statement - Table 1-2
Loans by County
Small Business Loans - Purchases
Institution: CITIZENS BANK OF LAFAYETTE

Respondent ID: 0000001711
Agency: FDIC - 3
State: WASHINGTON (53)

Area Income Characteristics	Loan Amount at Origination <=$100,000		Loan Amount at Origination >$100,000 But <=$250,000		Loan Amount at Origination >$250,000		Loans to Businesses with Gross Annual Revenues <= $1 Million		Memo Item: Loans by Affiliates	
	Num of Loans	Amount (000s)	Num of Loans	Amount (000s)	Num of Loans	Amount (000s)	Num of Loans	Amount (000s)	Num of Loans	Amount (000s)
ISLAND COUNTY (029), WA										
MSA NA										
Outside Assessment Area										
Low Income	0	0	0	0	0	0	0	0	0	0
Moderate Income	0	0	0	0	0	0	0	0	0	0
Middle Income	0	0	0	0	0	0	0	0	0	0
Upper Income	0	0	1	149	0	0	1	149	0	0
Income Not Known	0	0	0	0	0	0	0	0	0	0
Tract Not Known	0	0	0	0	0	0	0	0	0	0
County Total	0	0	1	149	0	0	1	149	0	0
WHATCOM COUNTY (073), WA										
MSA 13380										
Outside Assessment Area										
Low Income	0	0	0	0	0	0	0	0	0	0
Moderate Income	0	0	0	0	0	0	0	0	0	0
Middle Income	0	0	1	133	0	0	1	133	0	0
Upper Income	0	0	0	0	0	0	0	0	0	0
Income Not Known	0	0	0	0	0	0	0	0	0	0
Tract Not Known	0	0	0	0	0	0	0	0	0	0
County Total	0	0	1	133	0	0	1	133	0	0
TOTAL INSIDE AA IN STATE	0	0	0	0	0	0	0	0	0	0
TOTAL OUTSIDE AA IN STATE	0	0	2	282	0	0	2	282	0	0
STATE TOTAL	0	0	2	282	0	0	2	282	0	0

2020 Institution Disclosure Statement - Table 1-2
Loans by County
Small Business Loans - Purchases
Institution: CITIZENS BANK OF LAFAYETTE

Respondent ID: 0000001711
Agency: FDIC - 3
State: WISCONSIN (55)

Area Income Characteristics	Loan Amount at Origination <=$100,000		Loan Amount at Origination >$100,000 But <=$250,000		Loan Amount at Origination >$250,000		Loans to Businesses with Gross Annual Revenues <= $1 Million		Memo Item: Loans by Affiliates	
	Num of Loans	Amount (000s)	Num of Loans	Amount (000s)	Num of Loans	Amount (000s)	Num of Loans	Amount (000s)	Num of Loans	Amount (000s)
MILWAUKEE COUNTY (079), WI										
MSA 33340										
Outside Assessment Area										
Median Family Income < 10%	0	0	0	0	0	0	0	0	0	0
Median Family Income 10-20%	0	0	0	0	0	0	0	0	0	0
Median Family Income 20-30%	0	0	0	0	0	0	0	0	0	0
Median Family Income 30-40%	0	0	0	0	0	0	0	0	0	0
Median Family Income 40-50%	0	0	0	0	0	0	0	0	0	0
Median Family Income 50-60%	0	0	0	0	0	0	0	0	0	0
Median Family Income 60-70%	0	0	0	0	0	0	0	0	0	0
Median Family Income 70-80%	0	0	0	0	0	0	0	0	0	0
Median Family Income 80-90%	0	0	0	0	0	0	0	0	0	0
Median Family Income 90-100%	0	0	0	0	0	0	0	0	0	0
Median Family Income 100-110%	0	0	0	0	0	0	0	0	0	0
Median Family Income 110-120%	0	0	0	0	0	0	0	0	0	0
Median Family Income >= 120%	1	93	0	0	0	0	1	93	0	0
Median Family Income Not Known	0	0	0	0	0	0	0	0	0	0
Tract Not Known	0	0	0	0	0	0	0	0	0	0
County Total	1	93	0	0	0	0	1	93	0	0
TOTAL INSIDE AA IN STATE	0	0	0	0	0	0	0	0	0	0
TOTAL OUTSIDE AA IN STATE	1	93	0	0	0	0	1	93	0	0
STATE TOTAL	1	93	0	0	0	0	1	93	0	0
TOTAL ACROSS ALL STATES										
TOTAL INSIDE AA	0	0	0	0	0	0	0	0	0	0
TOTAL OUTSIDE AA	36	1,945	20	3,106	1	311	55	4,963	0	0
TOTAL INSIDE & OUTSIDE	36	1,945	20	3,106	1	311	55	4,963	0	0

2020 Institution Disclosure Statement - Table 2-1
Loans by County
Small Farm Loans - Originations
Institution: CITIZENS BANK OF LAFAYETTE

Respondent ID: 0000001711
Agency: FDIC - 3
State: KENTUCKY (21)

Area Income Characteristics	Loan Amount at Origination <=$100,000		Loan Amount at Origination >$100,000 But <=$250,000		Loan Amount at Origination >$250,000		Loans to Farms with Gross Annual Revenues <= $1 Million		Memo Item: Loans by Affiliates	
	Num of Loans	Amount (000s)	Num of Loans	Amount (000s)	Num of Loans	Amount (000s)	Num of Loans	Amount (000s)	Num of Loans	Amount (000s)
ALLEN COUNTY (003), KY										
MSA 14540										
Outside Assessment Area										
Low Income	0	0	0	0	0	0	0	0	0	0
Moderate Income	3	31	1	131	0	0	4	162	0	0
Middle Income	2	16	2	236	3	1,225	7	1,477	0	0
Upper Income	0	0	0	0	0	0	0	0	0	0
Income Not Known	0	0	0	0	0	0	0	0	0	0
Tract Not Known	0	0	0	0	0	0	0	0	0	0
County Total	5	47	3	367	3	1,225	11	1,639	0	0
CHRISTIAN COUNTY (047), KY										
MSA 17300										
Outside Assessment Area										
Low Income	0	0	0	0	0	0	0	0	0	0
Moderate Income	0	0	0	0	0	0	0	0	0	0
Middle Income	0	0	1	170	0	0	1	170	0	0
Upper Income	0	0	0	0	0	0	0	0	0	0
Income Not Known	0	0	0	0	0	0	0	0	0	0
Tract Not Known	0	0	0	0	0	0	0	0	0	0
County Total	0	0	1	170	0	0	1	170	0	0
MONROE COUNTY (171), KY										
MSA NA										
Outside Assessment Area										
Low Income	0	0	0	0	0	0	0	0	0	0
Moderate Income	3	53	0	0	1	300	4	353	0	0
Middle Income	0	0	0	0	0	0	0	0	0	0
Upper Income	0	0	0	0	0	0	0	0	0	0
Income Not Known	0	0	0	0	0	0	0	0	0	0
Tract Not Known	0	0	0	0	0	0	0	0	0	0
County Total	3	53	0	0	1	300	4	353	0	0
TOTAL INSIDE AA IN STATE	0	0	0	0	0	0	0	0	0	0

2020 Institution Disclosure Statement - Table 2-1

Loans by County

Small Farm Loans - Originations

Institution: CITIZENS BANK OF LAFAYETTE

Respondent ID: 0000001711

Agency: FDIC - 3

State: KENTUCKY (21)

Area Income Characteristics	Loan Amount at Origination <=$100,000		Loan Amount at Origination >$100,000 But <=$250,000		Loan Amount at Origination >$250,000		Loans to Farms with Gross Annual Revenues <= $1 Million		Memo Item: Loans by Affiliates	
	Num of Loans	Amount (000s)	Num of Loans	Amount (000s)	Num of Loans	Amount (000s)	Num of Loans	Amount (000s)	Num of Loans	Amount (000s)
TOTAL OUTSIDE AA IN STATE	8	100	4	537	4	1,525	16	2,162	0	0
STATE TOTAL	8	100	4	537	4	1,525	16	2,162	0	0

2020 Institution Disclosure Statement - Table 2-1
Loans by County
Small Farm Loans - Originations
Institution: CITIZENS BANK OF LAFAYETTE

Respondent ID: 0000001711
Agency: FDIC - 3
State: MISSISSIPPI (28)

Area Income Characteristics	Loan Amount at Origination <=$100,000		Loan Amount at Origination >$100,000 But <=$250,000		Loan Amount at Origination >$250,000		Loans to Farms with Gross Annual Revenues <= $1 Million		Memo Item: Loans by Affiliates	
	Num of Loans	Amount (000s)	Num of Loans	Amount (000s)	Num of Loans	Amount (000s)	Num of Loans	Amount (000s)	Num of Loans	Amount (000s)
OKTIBBEHA COUNTY (105), MS										
MSA NA										
Outside Assessment Area										
Low Income	0	0	0	0	0	0	0	0	0	0
Moderate Income	0	0	0	0	0	0	0	0	0	0
Middle Income	0	0	0	0	0	0	0	0	0	0
Upper Income	1	15	0	0	0	0	1	15	0	0
Income Not Known	0	0	0	0	0	0	0	0	0	0
Tract Not Known	0	0	0	0	0	0	0	0	0	0
County Total	1	15	0	0	0	0	1	15	0	0
TOTAL INSIDE AA IN STATE	0	0	0	0	0	0	0	0	0	0
TOTAL OUTSIDE AA IN STATE	1	15	0	0	0	0	1	15	0	0
STATE TOTAL	1	15	0	0	0	0	1	15	0	0

2020 Institution Disclosure Statement - Table 2-1
Loans by County
Small Farm Loans - Originations
Institution: CITIZENS BANK OF LAFAYETTE

Respondent ID: 0000001711
Agency: FDIC - 3
State: TENNESSEE (47)

Area Income Characteristics	Loan Amount at Origination <=$100,000		Loan Amount at Origination >$100,000 But <=$250,000		Loan Amount at Origination >$250,000		Loans to Farms with Gross Annual Revenues <= $1 Million		Memo Item: Loans by Affiliates	
	Num of Loans	Amount (000s)	Num of Loans	Amount (000s)	Num of Loans	Amount (000s)	Num of Loans	Amount (000s)	Num of Loans	Amount (000s)
BEDFORD COUNTY (003), TN										
MSA NA										
Inside AA 0008										
Low Income	0	0	0	0	0	0	0	0	0	0
Moderate Income	0	0	0	0	0	0	0	0	0	0
Middle Income	5	246	1	217	0	0	6	463	0	0
Upper Income	4	71	1	149	1	323	6	543	0	0
Income Not Known	0	0	0	0	0	0	0	0	0	0
Tract Not Known	0	0	0	0	0	0	0	0	0	0
County Total	9	317	2	366	1	323	12	1,006	0	0
BRADLEY COUNTY (011), TN										
MSA 17420										
Outside Assessment Area										
Low Income	0	0	0	0	0	0	0	0	0	0
Moderate Income	0	0	0	0	0	0	0	0	0	0
Middle Income	0	0	0	0	1	314	1	314	0	0
Upper Income	0	0	0	0	0	0	0	0	0	0
Income Not Known	0	0	0	0	0	0	0	0	0	0
Tract Not Known	0	0	0	0	0	0	0	0	0	0
County Total	0	0	0	0	1	314	1	314	0	0
CANNON COUNTY (015), TN										
MSA 34980										
Outside Assessment Area										
Low Income	0	0	0	0	0	0	0	0	0	0
Moderate Income	2	93	0	0	0	0	2	93	0	0
Middle Income	1	26	1	250	0	0	2	276	0	0
Upper Income	0	0	0	0	0	0	0	0	0	0
Income Not Known	0	0	0	0	0	0	0	0	0	0
Tract Not Known	0	0	0	0	0	0	0	0	0	0
County Total	3	119	1	250	0	0	4	369	0	0

2020 Institution Disclosure Statement - Table 2-1
Loans by County
Small Farm Loans - Originations
Institution: CITIZENS BANK OF LAFAYETTE

Respondent ID: 0000001711
Agency: FDIC - 3
State: TENNESSEE (47)

Area Income Characteristics	Loan Amount at Origination <=$100,000		Loan Amount at Origination >$100,000 But <=$250,000		Loan Amount at Origination >$250,000		Loans to Farms with Gross Annual Revenues <= $1 Million		Memo Item: Loans by Affiliates	
	Num of Loans	Amount (000s)	Num of Loans	Amount (000s)	Num of Loans	Amount (000s)	Num of Loans	Amount (000s)	Num of Loans	Amount (000s)
CLAY COUNTY (027), TN										
MSA NA										
Inside AA 0005										
Low Income	0	0	0	0	0	0	0	0	0	0
Moderate Income	4	109	0	0	0	0	4	109	0	0
Middle Income	6	131	0	0	0	0	6	131	0	0
Upper Income	0	0	0	0	0	0	0	0	0	0
Income Not Known	0	0	0	0	0	0	0	0	0	0
Tract Not Known	0	0	0	0	0	0	0	0	0	0
County Total	10	240	0	0	0	0	10	240	0	0
COFFEE COUNTY (031), TN										
MSA NA										
Inside AA 0009										
Low Income	0	0	0	0	0	0	0	0	0	0
Moderate Income	0	0	0	0	0	0	0	0	0	0
Middle Income	2	21	1	200	0	0	3	221	0	0
Upper Income	1	10	0	0	0	0	1	10	0	0
Income Not Known	0	0	0	0	0	0	0	0	0	0
Tract Not Known	0	0	0	0	0	0	0	0	0	0
County Total	3	31	1	200	0	0	4	231	0	0
DEKALB COUNTY (041), TN										
MSA NA										
Inside AA 0007										
Low Income	0	0	0	0	0	0	0	0	0	0
Moderate Income	0	0	0	0	0	0	0	0	0	0
Middle Income	4	84	1	111	0	0	5	195	0	0
Upper Income	12	219	0	0	0	0	12	219	0	0
Income Not Known	0	0	0	0	0	0	0	0	0	0
Tract Not Known	0	0	0	0	0	0	0	0	0	0
County Total	16	303	1	111	0	0	17	414	0	0

2020 Institution Disclosure Statement - Table 2-1
Loans by County
Small Farm Loans - Originations
Institution: CITIZENS BANK OF LAFAYETTE

Respondent ID: 0000001711
Agency: FDIC - 3
State: TENNESSEE (47)

Area Income Characteristics	Loan Amount at Origination <=$100,000		Loan Amount at Origination >$100,000 But <=$250,000		Loan Amount at Origination >$250,000		Loans to Farms with Gross Annual Revenues <= $1 Million		Memo Item: Loans by Affiliates	
	Num of Loans	Amount (000s)	Num of Loans	Amount (000s)	Num of Loans	Amount (000s)	Num of Loans	Amount (000s)	Num of Loans	Amount (000s)
FRANKLIN COUNTY (051), TN										
MSA NA										
Inside AA 0010										
Low Income	0	0	0	0	0	0	0	0	0	0
Moderate Income	0	0	0	0	0	0	0	0	0	0
Middle Income	4	164	0	0	0	0	3	80	0	0
Upper Income	1	50	0	0	0	0	1	50	0	0
Income Not Known	0	0	0	0	0	0	0	0	0	0
Tract Not Known	0	0	0	0	0	0	0	0	0	0
County Total	5	214	0	0	0	0	4	130	0	0
GRUNDY COUNTY (061), TN										
MSA NA										
Outside Assessment Area										
Low Income	0	0	0	0	0	0	0	0	0	0
Moderate Income	0	0	0	0	0	0	0	0	0	0
Middle Income	0	0	0	0	0	0	0	0	0	0
Upper Income	1	60	0	0	0	0	1	60	0	0
Income Not Known	0	0	0	0	0	0	0	0	0	0
Tract Not Known	0	0	0	0	0	0	0	0	0	0
County Total	1	60	0	0	0	0	1	60	0	0
JACKSON COUNTY (087), TN										
MSA NA										
Inside AA 0006										
Low Income	0	0	0	0	0	0	0	0	0	0
Moderate Income	3	26	0	0	0	0	3	26	0	0
Middle Income	14	495	2	369	0	0	16	864	0	0
Upper Income	0	0	0	0	0	0	0	0	0	0
Income Not Known	0	0	0	0	0	0	0	0	0	0
Tract Not Known	0	0	0	0	0	0	0	0	0	0
County Total	17	521	2	369	0	0	19	890	0	0

2020 Institution Disclosure Statement - Table 2-1
Loans by County
Small Farm Loans - Originations
Institution: CITIZENS BANK OF LAFAYETTE

Respondent ID: 0000001711
Agency: FDIC - 3
State: TENNESSEE (47)

Area Income Characteristics	Loan Amount at Origination <=$100,000		Loan Amount at Origination >$100,000 But <=$250,000		Loan Amount at Origination >$250,000		Loans to Farms with Gross Annual Revenues <= $1 Million		Memo Item: Loans by Affiliates	
	Num of Loans	Amount (000s)	Num of Loans	Amount (000s)	Num of Loans	Amount (000s)	Num of Loans	Amount (000s)	Num of Loans	Amount (000s)
LINCOLN COUNTY (103), TN										
MSA NA										
Outside Assessment Area										
Low Income	0	0	0	0	0	0	0	0	0	0
Moderate Income	0	0	0	0	0	0	0	0	0	0
Middle Income	1	61	0	0	0	0	1	61	0	0
Upper Income	0	0	0	0	0	0	0	0	0	0
Income Not Known	0	0	0	0	0	0	0	0	0	0
Tract Not Known	0	0	0	0	0	0	0	0	0	0
County Total	1	61	0	0	0	0	1	61	0	0
MACON COUNTY (111), TN										
MSA 34980										
Inside AA 0002										
Low Income	0	0	0	0	0	0	0	0	0	0
Moderate Income	42	1,173	6	1,063	4	1,123	52	3,359	0	0
Middle Income	22	399	5	660	1	375	28	1,434	0	0
Upper Income	0	0	0	0	0	0	0	0	0	0
Income Not Known	0	0	0	0	0	0	0	0	0	0
Tract Not Known	0	0	0	0	0	0	0	0	0	0
County Total	64	1,572	11	1,723	5	1,498	80	4,793	0	0
MORGAN COUNTY (129), TN										
MSA 28940										
Outside Assessment Area										
Low Income	0	0	0	0	0	0	0	0	0	0
Moderate Income	0	0	0	0	0	0	0	0	0	0
Middle Income	0	0	1	207	0	0	1	207	0	0
Upper Income	0	0	0	0	0	0	0	0	0	0
Income Not Known	0	0	0	0	0	0	0	0	0	0
Tract Not Known	0	0	0	0	0	0	0	0	0	0
County Total	0	0	1	207	0	0	1	207	0	0

2020 Institution Disclosure Statement - Table 2-1
Loans by County
Small Farm Loans - Originations
Institution: CITIZENS BANK OF LAFAYETTE

Respondent ID: 0000001711
Agency: FDIC - 3
State: TENNESSEE (47)

Area Income Characteristics	Loan Amount at Origination <=$100,000		Loan Amount at Origination >$100,000 But <=$250,000		Loan Amount at Origination >$250,000		Loans to Farms with Gross Annual Revenues <= $1 Million		Memo Item: Loans by Affiliates	
	Num of Loans	Amount (000s)	Num of Loans	Amount (000s)	Num of Loans	Amount (000s)	Num of Loans	Amount (000s)	Num of Loans	Amount (000s)
PERRY COUNTY (135), TN										
MSA NA										
Outside Assessment Area										
Low Income	0	0	0	0	0	0	0	0	0	0
Moderate Income	0	0	0	0	0	0	0	0	0	0
Middle Income	0	0	1	240	0	0	1	240	0	0
Upper Income	0	0	0	0	0	0	0	0	0	0
Income Not Known	0	0	0	0	0	0	0	0	0	0
Tract Not Known	0	0	0	0	0	0	0	0	0	0
County Total	0	0	1	240	0	0	1	240	0	0
PUTNAM COUNTY (141), TN										
MSA NA										
Outside Assessment Area										
Low Income	0	0	0	0	0	0	0	0	0	0
Moderate Income	0	0	0	0	0	0	0	0	0	0
Middle Income	1	13	0	0	0	0	1	13	0	0
Upper Income	0	0	0	0	0	0	0	0	0	0
Income Not Known	0	0	0	0	0	0	0	0	0	0
Tract Not Known	0	0	0	0	0	0	0	0	0	0
County Total	1	13	0	0	0	0	1	13	0	0
ROBERTSON COUNTY (147), TN										
MSA 34980										
Outside Assessment Area										
Low Income	0	0	0	0	0	0	0	0	0	0
Moderate Income	0	0	0	0	0	0	0	0	0	0
Middle Income	3	180	2	350	0	0	5	530	0	0
Upper Income	0	0	0	0	0	0	0	0	0	0
Income Not Known	0	0	0	0	0	0	0	0	0	0
Tract Not Known	0	0	0	0	0	0	0	0	0	0
County Total	3	180	2	350	0	0	5	530	0	0

2020 Institution Disclosure Statement - Table 2-1
Loans by County
Small Farm Loans - Originations
Institution: CITIZENS BANK OF LAFAYETTE

Respondent ID: 0000001711
Agency: FDIC - 3
State: TENNESSEE (47)

Area Income Characteristics	Loan Amount at Origination <=$100,000		Loan Amount at Origination >$100,000 But <=$250,000		Loan Amount at Origination >$250,000		Loans to Farms with Gross Annual Revenues <= $1 Million		Memo Item: Loans by Affiliates	
	Num of Loans	Amount (000s)	Num of Loans	Amount (000s)	Num of Loans	Amount (000s)	Num of Loans	Amount (000s)	Num of Loans	Amount (000s)
RUTHERFORD COUNTY (149), TN										
MSA 34980										
Outside Assessment Area										
Low Income	0	0	0	0	0	0	0	0	0	0
Moderate Income	0	0	0	0	0	0	0	0	0	0
Middle Income	0	0	0	0	0	0	0	0	0	0
Upper Income	1	25	0	0	0	0	1	25	0	0
Income Not Known	0	0	0	0	0	0	0	0	0	0
Tract Not Known	0	0	0	0	0	0	0	0	0	0
County Total	1	25	0	0	0	0	1	25	0	0
SMITH COUNTY (159), TN										
MSA 34980										
Inside AA 0003										
Low Income	0	0	0	0	0	0	0	0	0	0
Moderate Income	3	95	1	190	0	0	4	285	0	0
Middle Income	5	292	1	160	0	0	6	452	0	0
Upper Income	0	0	0	0	0	0	0	0	0	0
Income Not Known	0	0	0	0	0	0	0	0	0	0
Tract Not Known	0	0	0	0	0	0	0	0	0	0
County Total	8	387	2	350	0	0	10	737	0	0
SUMNER COUNTY (165), TN 2/										
MSA 34980										
Inside AA 0001										
Low Income	0	0	0	0	0	0	0	0	0	0
Moderate Income	11	132	3	457	0	0	14	589	0	0
Middle Income	2	105	0	0	0	0	2	105	0	0
Upper Income	0	0	0	0	0	0	0	0	0	0
Income Not Known	0	0	0	0	0	0	0	0	0	0
Tract Not Known	0	0	0	0	0	0	0	0	0	0
County Total	13	237	3	457	0	0	16	694	0	0

Footnote:

2/ County only partially included in the institution's assessment area(s). At least one census tract in the county is not included in the institution's assessment area definition.

2020 Institution Disclosure Statement - Table 2-1
Loans by County
Small Farm Loans - Originations
Institution: CITIZENS BANK OF LAFAYETTE

Respondent ID: 0000001711
Agency: FDIC - 3
State: TENNESSEE (47)

Area Income Characteristics	Loan Amount at Origination <=$100,000		Loan Amount at Origination >$100,000 But <=$250,000		Loan Amount at Origination >$250,000		Loans to Farms with Gross Annual Revenues <= $1 Million		Memo Item: Loans by Affiliates	
	Num of Loans	Amount (000s)	Num of Loans	Amount (000s)	Num of Loans	Amount (000s)	Num of Loans	Amount (000s)	Num of Loans	Amount (000s)
TROUSDALE COUNTY (169), TN										
MSA 34980										
Outside Assessment Area										
Low Income	0	0	0	0	0	0	0	0	0	0
Moderate Income	0	0	0	0	0	0	0	0	0	0
Middle Income	1	29	1	135	0	0	2	164	0	0
Upper Income	0	0	0	0	0	0	0	0	0	0
Income Not Known	0	0	0	0	0	0	0	0	0	0
Tract Not Known	0	0	0	0	0	0	0	0	0	0
County Total	1	29	1	135	0	0	2	164	0	0
WARREN COUNTY (177), TN										
MSA NA										
Outside Assessment Area										
Low Income	0	0	0	0	0	0	0	0	0	0
Moderate Income	0	0	0	0	0	0	0	0	0	0
Middle Income	1	50	0	0	0	0	1	50	0	0
Upper Income	0	0	0	0	0	0	0	0	0	0
Income Not Known	0	0	0	0	0	0	0	0	0	0
Tract Not Known	0	0	0	0	0	0	0	0	0	0
County Total	1	50	0	0	0	0	1	50	0	0
WHITE COUNTY (185), TN										
MSA NA										
Outside Assessment Area										
Low Income	0	0	0	0	0	0	0	0	0	0
Moderate Income	0	0	0	0	0	0	0	0	0	0
Middle Income	0	0	1	125	0	0	1	125	0	0
Upper Income	0	0	0	0	0	0	0	0	0	0
Income Not Known	0	0	0	0	0	0	0	0	0	0
Tract Not Known	0	0	0	0	0	0	0	0	0	0
County Total	0	0	1	125	0	0	1	125	0	0

Footnote:

2/ County only partially included in the institution's assessment area(s). At least one census tract in the county is not included in the institution's assessment area definition.

2020 Institution Disclosure Statement - Table 2-1
Loans by County
Small Farm Loans - Originations
Institution: CITIZENS BANK OF LAFAYETTE

Respondent ID: 0000001711
Agency: FDIC - 3
State: TENNESSEE (47)

Area Income Characteristics	Loan Amount at Origination <=$100,000		Loan Amount at Origination >$100,000 But <=$250,000		Loan Amount at Origination >$250,000		Loans to Farms with Gross Annual Revenues <= $1 Million		Memo Item: Loans by Affiliates	
	Num of Loans	Amount (000s)	Num of Loans	Amount (000s)	Num of Loans	Amount (000s)	Num of Loans	Amount (000s)	Num of Loans	Amount (000s)
WILSON COUNTY (189), TN 2/										
MSA 34980										
Outside Assessment Area										
Low Income	0	0	0	0	0	0	0	0	0	0
Moderate Income	0	0	0	0	0	0	0	0	0	0
Middle Income	0	0	1	105	0	0	1	105	0	0
Upper Income	0	0	0	0	0	0	0	0	0	0
Income Not Known	0	0	0	0	0	0	0	0	0	0
Tract Not Known	0	0	0	0	0	0	0	0	0	0
County Total	0	0	1	105	0	0	1	105	0	0
TOTAL INSIDE AA IN STATE	145	3,822	22	3,576	6	1,821	172	9,135	0	0
TOTAL OUTSIDE AA IN STATE	12	537	8	1,412	1	314	21	2,263	0	0
STATE TOTAL	157	4,359	30	4,988	7	2,135	193	11,398	0	0
TOTAL ACROSS ALL STATES										
TOTAL INSIDE AA	145	3,822	22	3,576	6	1,821	172	9,135	0	0
TOTAL OUTSIDE AA	21	652	12	1,949	5	1,839	38	4,440	0	0
TOTAL INSIDE & OUTSIDE	166	4,474	34	5,525	11	3,660	210	13,575	0	0

Footnote:

2/ County only partially included in the institution's assessment area(s). At least one census tract in the county is not included in the institution's assessment area definition.

2020 Institution Disclosure Statement - Table 3
Assessment Area/Non-Assessment Area Activity
Small Business Loans
Institution: CITIZENS BANK OF LAFAYETTE

Respondent ID: 0000001711
Agency: FDIC - 3

ASSESSMENT AREA LOANS	Originations		Originations to Businesses with <= $1 million revenue		Purchases	
	Num of Loans	Amount (000s)	Num of Loans	Amount (000s)	Num of Loans	Amount (000s)
TN - SUMNER COUNTY (165) - MSA 34980 2/	69	4,963	69	4,963	0	0
TN - MACON COUNTY (111) - MSA 34980	241	10,406	241	10,406	0	0
TN - SMITH COUNTY (159) - MSA 34980	28	3,858	28	3,858	0	0
TN - WILSON COUNTY (189) - MSA 34980 2/	50	2,328	50	2,328	0	0
TN - CLAY COUNTY (027) - MSA NA	42	2,769	42	2,769	0	0
TN - JACKSON COUNTY (087) - MSA NA	43	1,591	43	1,591	0	0
TN - DEKALB COUNTY (041) - MSA NA	91	3,202	87	2,154	0	0
TN - BEDFORD COUNTY (003) - MSA NA	93	7,200	79	2,592	0	0
TN - COFFEE COUNTY (031) - MSA NA	127	13,077	104	7,814	0	0
TN - FRANKLIN COUNTY (051) - MSA NA	42	2,753	38	1,185	0	0

Footnote:
2/ County only partially included in the institution's assessment area(s). At least one census tract in the county is not included in the institution's assessment area definition.

2020 Institution Disclosure Statement - Table 4
Assessment Area/Non-Assessment Area Activity
Small Farm Loans
Institution: CITIZENS BANK OF LAFAYETTE

Respondent ID: 0000001711
Agency: FDIC - 3

ASSESSMENT AREA LOANS	Originations		Originations to Farms with <= $1 million revenue		Purchases	
	Num of Loans	Amount (000s)	Num of Loans	Amount (000s)	Num of Loans	Amount (000s)
TN - SUMNER COUNTY (165) - MSA 34980 2/	16	694	16	694	0	0
TN - MACON COUNTY (111) - MSA 34980	80	4,793	80	4,793	0	0
TN - SMITH COUNTY (159) - MSA 34980	10	737	10	737	0	0
TN - CLAY COUNTY (027) - MSA NA	10	240	10	240	0	0
TN - JACKSON COUNTY (087) - MSA NA	19	890	19	890	0	0
TN - DEKALB COUNTY (041) - MSA NA	17	414	17	414	0	0
TN - BEDFORD COUNTY (003) - MSA NA	12	1,006	12	1,006	0	0
TN - COFFEE COUNTY (031) - MSA NA	4	231	4	231	0	0
TN - FRANKLIN COUNTY (051) - MSA NA	5	214	4	130	0	0

Footnote:
2/ County only partially included in the institution's assessment area(s). At least one census tract in the county is not included in the institution's assessment area definition.

2020 Institution Disclosure Statement - Table 5

Community Development/Consortium-Third Party Activity

Respondent ID: 0000001711

Institution: CITIZENS BANK OF LAFAYETTE

Agency: FDIC - 3

			Memo Item: Loans by Affiliates	
	Num of Loans	Amount (000s)	Num of Loans	Amount (000s)
Community Development Loans				
Originated	24	16,652	0	0
Purchased	0	0	0	0
Total	24	16,652	0	0
Consortium/Third Party Loans (optional)				

2020 Institution Disclosure Statement - Table 6
Assessment Area(s) by Tract
* denotes no loans made in specified tracts
Institution: CITIZENS BANK OF LAFAYETTE

Respondent ID: 0000001711
Agency: FDIC - 3

ASSESSMENT AREA - 0001

SUMNER COUNTY (165), TN 2/

MSA: 34980

Moderate Income

0201.01 0201.02

Middle Income

0206.01 0206.02

ASSESSMENT AREA - 0002

MACON COUNTY (111), TN

MSA: 34980

Moderate Income

9701.00 9703.00 9704.00

Middle Income

9702.00

ASSESSMENT AREA - 0003

SMITH COUNTY (159), TN

MSA: 34980

Moderate Income

9750.00 9751.00 9753.00*

Middle Income

9752.00 9754.00

ASSESSMENT AREA - 0004

WILSON COUNTY (189), TN 2/

MSA: 34980

Low Income

0307.00

Moderate Income

0304.01 0304.02 0305.00 0306.00

Footnote:
2/ County only partially included in the institution's assessment area(s). At least one census tract in the county is not included in the institution's assessment area definition.

Middle Income

0301.02 0308.00 0310.00

ASSESSMENT AREA - 0005

CLAY COUNTY (027), TN

MSA: NA

Moderate Income

9550.00

Middle Income

9551.00

ASSESSMENT AREA - 0006

JACKSON COUNTY (087), TN

MSA: NA

Moderate Income

9604.00

Middle Income

9601.00 9602.00 9603.00

ASSESSMENT AREA - 0007

DEKALB COUNTY (041), TN

MSA: NA

Middle Income

9201.01 9201.02 9202.00

Upper Income

9203.00

ASSESSMENT AREA - 0008

BEDFORD COUNTY (003), TN

MSA: NA

Moderate Income

9506.00

Footnote:
2/ County only partially included in the institution's assessment area(s). At least one census tract in the county is not included in the institution's assessment area definition.

Middle Income

9502.00 9503.00 9504.01 9504.02 9505.00 9507.00

Upper Income

9501.00 9508.00

ASSESSMENT AREA - 0009

COFFEE COUNTY (031), TN

MSA: NA

Moderate Income

9709.00

Middle Income

9701.00 9702.00* 9703.00* 9704.00 9705.00 9707.00 9708.01 9710.00

Upper Income

9706.00 9708.02

Income Not Known

9801.00*

ASSESSMENT AREA - 0010

FRANKLIN COUNTY (051), TN

MSA: NA

Middle Income

9601.00 9602.02 9603.00 9604.00 9605.00 9606.00 9608.00

Upper Income

9602.01 9607.00*

OUTSIDE ASSESSMENT AREA

LIMESTONE COUNTY (083), AL

MSA: 26620

Upper Income

0212.00

MARICOPA COUNTY (013), AZ

Footnote:
2/ County only partially included in the institution's assessment area(s). At least one census tract in the county is not included in the institution's assessment area definition.

MSA: 38060
Median Family Income >= 120%

8135.00
PIMA COUNTY (019), AZ
MSA: 46060
Median Family Income >= 120%

0040.61
LONOKE COUNTY (085), AR
MSA: 30780
Middle Income

0204.00
FRESNO COUNTY (019), CA
MSA: 23420
Median Family Income >= 120%

0042.08
LASSEN COUNTY (035), CA
MSA: NA
Upper Income

0403.05
LOS ANGELES COUNTY (037), CA
MSA: 31084
Median Family Income 50-60%

1914.20
Median Family Income 80-90%

5302.03
Median Family Income 100-110%

4318.00
PLACER COUNTY (061), CA

Footnote:
2/ County only partially included in the institution's assessment area(s). At least one census tract in the county is not included in the institution's assessment area definition.

MSA: 40900
Middle Income
0210.45
RIVERSIDE COUNTY (065), CA
MSA: 40140
Median Family Income 110-120%
0424.01
SAN MATEO COUNTY (081), CA
MSA: 41884
Median Family Income >= 120%
6092.01
SANTA CRUZ COUNTY (087), CA
MSA: 42100
Upper Income
1005.00
ARAPAHOE COUNTY (005), CO
MSA: 19740
Median Family Income >= 120%
0067.08
DOUGLAS COUNTY (035), CO
MSA: 19740
Upper Income
0139.01
JEFFERSON COUNTY (059), CO
MSA: 19740
Median Family Income >= 120%
0605.00
KENT COUNTY (001), DE

Footnote:
2/ County only partially included in the institution's assessment area(s). At least one census tract in the county is not included in the institution's assessment area definition.

MSA: 20100
Middle Income
0422.01
BROWARD COUNTY (011), FL
MSA: 22744
Median Family Income >= 120%
0703.04 1103.42
HILLSBOROUGH COUNTY (057), FL
MSA: 45300
Median Family Income >= 120%
0102.12
FULTON COUNTY (121), GA
MSA: 12060
Median Family Income 30-40%
0018.00
GRADY COUNTY (131), GA
MSA: NA
Middle Income
9502.00
DUPAGE COUNTY (043), IL
MSA: 16984
Median Family Income >= 120%
8402.02
CLAY COUNTY (021), IN
MSA: 45460
Middle Income
0402.00
HAMILTON COUNTY (057), IN

Footnote:
2/ County only partially included in the institution's assessment area(s). At least one census tract in the county is not included in the institution's assessment area definition.

MSA: 26900
Upper Income
1103.00
HENDRICKS COUNTY (063), IN
MSA: 26900
Upper Income
2106.04
ALLEN COUNTY (003), KY
MSA: 14540
Moderate Income
9206.00
Middle Income
9201.00 9202.00 9204.00 9205.00
Upper Income
9203.00
BARREN COUNTY (009), KY
MSA: NA
Middle Income
9509.00
CHRISTIAN COUNTY (047), KY
MSA: 17300
Middle Income
2011.00
HARDIN COUNTY (093), KY
MSA: 21060
Moderate Income
0015.00
JEFFERSON COUNTY (111), KY

Footnote:
2/ County only partially included in the institution's assessment area(s). At least one census tract in the county is not included in the institution's assessment area definition.

MSA: 31140
Median Family Income 90-100%

0122.04
MONROE COUNTY (171), KY
MSA: NA
Moderate Income

9302.00
LINCOLN COUNTY (015), ME
MSA: NA
Middle Income

9755.00
ANNE ARUNDEL COUNTY (003), MD
MSA: 12580
Median Family Income 100-110%

7409.00
Median Family Income >= 120%

7407.02
MONTGOMERY COUNTY (031), MD
MSA: 23224
Median Family Income 110-120%

7015.06
NORFOLK COUNTY (021), MA
MSA: 14454
Median Family Income >= 120%

4111.00
WORCESTER COUNTY (027), MA
MSA: 49340
Median Family Income 60-70%

Footnote:
2/ County only partially included in the institution's assessment area(s). At least one census tract in the county is not included in the institution's assessment area definition.

7106.00
LENAWEE COUNTY (091), MI
MSA: NA
Moderate Income

0616.00
STEARNS COUNTY (145), MN
MSA: 41060
Middle Income

0006.01
SWIFT COUNTY (151), MN
MSA: NA
Middle Income

9601.00
COVINGTON COUNTY (031), MS
MSA: 25620
Moderate Income

9504.00
LAMAR COUNTY (073), MS
MSA: 25620
Middle Income

0205.00
MADISON COUNTY (089), MS
MSA: 27140
Middle Income

0308.00
OKTIBBEHA COUNTY (105), MS
MSA: NA
Upper Income

Footnote:
2/ County only partially included in the institution's assessment area(s). At least one census tract in the county is not included in the institution's assessment area definition.

9501.00
ST. LOUIS CITY (510), MO
MSA: 41180
Middle Income

1273.00
SARPY COUNTY (153), NE
MSA: 36540
Upper Income

0102.03
CLARK COUNTY (003), NV
MSA: 29820
Median Family Income >= 120%

0029.47
ROCKINGHAM COUNTY (015), NH
MSA: 40484
Middle Income

0570.00
HUDSON COUNTY (017), NJ
MSA: 35614
Median Family Income 110-120%

0059.00
MONMOUTH COUNTY (025), NJ
MSA: 35154
Median Family Income >= 120%

8105.02
OCEAN COUNTY (029), NJ
MSA: 35154
Median Family Income 70-80%

Footnote:
2/ County only partially included in the institution's assessment area(s). At least one census tract in the county is not included in the institution's assessment area definition.

7228.00
CIBOLA COUNTY (006), NM
MSA: NA
Moderate Income

9742.01
LEA COUNTY (025), NM
MSA: NA
Upper Income

0007.03
NEW YORK COUNTY (061), NY
MSA: 35614
Median Family Income >= 120%

0137.00
OTSEGO COUNTY (077), NY
MSA: NA
Upper Income

5902.02
MCDOWELL COUNTY (111), NC
MSA: NA
Middle Income

9705.00
FRANKLIN COUNTY (049), OH
MSA: 18140
Median Family Income >= 120%

0066.00
LEXINGTON COUNTY (063), SC
MSA: 17900
Moderate Income

Footnote:
2/ County only partially included in the institution's assessment area(s). At least one census tract in the county is not included in the institution's assessment area definition.

0213.07

BRADLEY COUNTY (011), TN

MSA: 17420

Middle Income

0111.00

CANNON COUNTY (015), TN

MSA: 34980

Moderate Income

9601.00

Middle Income

9603.00

CHEATHAM COUNTY (021), TN

MSA: 34980

Middle Income

0701.03

CUMBERLAND COUNTY (035), TN

MSA: NA

Moderate Income

9704.00 9705.02

DAVIDSON COUNTY (037), TN

MSA: 34980

Median Family Income 70-80%

0127.02 0156.26

Median Family Income 80-90%

0103.01 0112.00

Median Family Income 90-100%

0132.02

Median Family Income 110-120%

0156.09

Footnote:
2/ County only partially included in the institution's assessment area(s). At least one census tract in the county is not included in the institution's assessment area definition.

Median Family Income >= 120%

0154.01 0179.01 0188.03

FENTRESS COUNTY (049), TN

MSA: NA

Moderate Income

9651.00

Middle Income

9650.00

GILES COUNTY (055), TN

MSA: NA

Middle Income

9205.00 9206.00

GRUNDY COUNTY (061), TN

MSA: NA

Upper Income

9551.00

HAMILTON COUNTY (065), TN

MSA: 16860

Middle Income

0008.00 0104.33

KNOX COUNTY (093), TN

MSA: 28940

Upper Income

0057.01

LINCOLN COUNTY (103), TN

MSA: NA

Middle Income

9750.00 9753.00

Footnote:
2/ County only partially included in the institution's assessment area(s). At least one census tract in the county is not included in the institution's assessment area definition.

MARSHALL COUNTY (117), TN

MSA: NA

Middle Income

9554.00

Upper Income

9550.00 9551.00

MAURY COUNTY (119), TN

MSA: 34980

Moderate Income

0104.00

Upper Income

0111.01

MONTGOMERY COUNTY (125), TN

MSA: 17300

Middle Income

1010.02

MOORE COUNTY (127), TN

MSA: NA

Middle Income

9302.00

Upper Income

9301.00

MORGAN COUNTY (129), TN

MSA: 28940

Middle Income

1102.00

OVERTON COUNTY (133), TN

MSA: NA

Footnote:
2/ County only partially included in the institution's assessment area(s). At least one census tract in the county is not included in the institution's assessment area definition.

Middle Income

9503.02

PERRY COUNTY (135), TN

MSA: NA

Middle Income

9301.00

PUTNAM COUNTY (141), TN

MSA: NA

Moderate Income

0003.02 0007.00 0008.00

Middle Income

0009.00 0011.00

Upper Income

0003.03 0010.00 0012.00

ROBERTSON COUNTY (147), TN

MSA: 34980

Low Income

0803.02

Middle Income

0801.04 0802.00 0804.02 0805.00 0806.03

RUTHERFORD COUNTY (149), TN

MSA: 34980

Low Income

0418.00

Moderate Income

0416.00

Middle Income

0401.01 0402.00 0405.02 0407.01 0409.01 0409.03 0413.02 0420.00

Upper Income

Footnote:
2/ County only partially included in the institution's assessment area(s). At least one census tract in the county is not included in the institution's assessment area definition.

0408.05 0408.06 0410.00 0411.01

SCOTT COUNTY (151), TN

MSA: NA

Middle Income

9751.00

SUMNER COUNTY (165), TN 2/

MSA: 34980

Moderate Income

0203.00 0207.00 0208.00 0211.05

Middle Income

0202.03 0206.03 0209.01 0211.06

Upper Income

0210.05 0210.06 0210.08 0212.01

TROUSDALE COUNTY (169), TN

MSA: 34980

Moderate Income

0902.00

Middle Income

0901.00

WARREN COUNTY (177), TN

MSA: NA

Moderate Income

9304.00 9305.00 9306.00

Middle Income

9302.00 9308.00

Upper Income

9301.00

WHITE COUNTY (185), TN

MSA: NA

Footnote:
2/ County only partially included in the institution's assessment area(s). At least one census tract in the county is not included in the institution's assessment area definition.

Moderate Income

9354.00

Middle Income

9350.00 9353.00

WILLIAMSON COUNTY (187), TN

MSA: 34980

Upper Income

0503.07 0511.00

WILSON COUNTY (189), TN 2/

MSA: 34980

Middle Income

0301.01 0309.04

Upper Income

0302.02 0302.04 0303.07 0303.09

BEXAR COUNTY (029), TX

MSA: 41700

Median Family Income >= 120%

1911.01

DALLAS COUNTY (113), TX

MSA: 19124

Median Family Income 90-100%

0173.06

HARRIS COUNTY (201), TX

MSA: 26420

Median Family Income >= 120%

2511.00

WASHINGTON COUNTY (023), VT

MSA: NA

Footnote:
2/ County only partially included in the institution's assessment area(s). At least one census tract in the county is not included in the institution's assessment area definition.

Middle Income

9551.00

PRINCE WILLIAM COUNTY (153), VA

MSA: 47894

Upper Income

9013.06

RUSSELL COUNTY (167), VA

MSA: NA

Middle Income

0304.02

ISLAND COUNTY (029), WA

MSA: NA

Upper Income

9705.00

WHATCOM COUNTY (073), WA

MSA: 13380

Middle Income

0106.00

MILWAUKEE COUNTY (079), WI

MSA: 33340

Median Family Income >= 120%

1872.00

Footnote:
2/ County only partially included in the institution's assessment area(s). At least one census tract in the county is not included in the institution's assessment area definition.

2020 Institution Disclosure Statement - Table E-1

Error Status Information

Respondent ID: 0000001711

Institution: CITIZENS BANK OF LAFAYETTE

Agency: FDIC - 3

Record Identifier: [11]	Total Composite Records on File	Total Composite Records Without Errors	Total Validity[10] Errors	Percentage of Validity Errors
Transmittal Sheet	1	1	0	0.00%
Small Business Loans	214	214	0	0.00%
Small Farm Loans	54	54	0	0.00%
Community Development Loans	1	1	0	0.00%
Consortium/Third Party Loans (Optional)	0	0	0	0.00%
Assessment Area	61	61	0	0.00%
Total	331	331	0	0.00%

Footnote:

10. A validity edit helps to verify the accuracy of the data reported. An institution's CRA submission that passes all validity edits does not ensure 100% accurate data. True accuracy is determined during the examination process.

11. A record represents one row of data reported to the Federal Reserve Board. This does not in any way represent the number of loans originated or purchased by the institution.

SECTION 7 (2)

MODIFIED HMDA LARs

2017 HMDA Notice and Modified LAR

```
2|1711|3|1|1|1|2|40|3|1|34980|47|111|9703.00|4|5|7|||||8|||||4|5|NA|0||||NA|2|1
2|1711|3|1|1|3|2|50|3|1|34980|47|165|0203.00|2|5|5|||||8|||||1|5|128|0||||NA|2|1
2|1711|3|1|1|3|2|32|3|1|NA|21|171|9302.00|2|5|5|||||8|||||2|5|23|0||||NA|2|1
2|1711|3|1|1|1|2|40|3|1|34980|47|111|9703.00|2|5|5|||||8|||||1|5|125|0||||NA|2|1
2|1711|3|1|1|1|2|176|3|1|34980|47|111|9703.00|2|5|5|||||8|||||1|5|344|0||||NA|2|1
2|1711|3|1|1|3|2|70|3|1|34980|47|111|9703.00|2|2|5|||||5|||||1|2|82|0||||NA|2|1
2|1711|3|1|1|1|2|80|3|1|34980|47|111|9702.00|2|5|5|||||8|||||1|5|29|0||||NA|2|1
2|1711|3|1|1|1|2|160|3|1|34980|47|169|0901.00|2|5|5|||||8|||||1|5|29|0||||NA|2|1
2|1711|3|1|1|1|2|24|3|1|NA|47|041|9201.02|2|5|5|||||8|||||2|5|9|0||||NA|2|1
2|1711|3|1|2|1|2|54|3|1|NA|47|087|9604.00|2|5|5|||||8|||||1|5|192|0||||NA|2|1
2|1711|3|1|1|2|2|60|3|1|NA|47|051|9603.00|2|5|5|||||8|||||1|5|47|0||||NA|2|1
2|1711|3|1|1|3|2|160|3|1|34980|47|149|0404.03|2|5|5|||||8|||||1|5|436|0||||NA|2|1
2|1711|3|1|1|1|2|118|3|1|34980|47|165|0207.00|2|5|5|||||8|||||1|5|88|0||||NA|2|1
2|1711|3|1|1|3|2|96|3|1|NA|47|087|9604.00|2|5|5|||||8|||||1|5|56|0||||NA|2|1
2|1711|3|1|1|3|2|129|3|1|34980|47|111|9703.00|4|5|7|||||8|||||4|5|NA|0||||NA|2|1
2|1711|3|1|2|3|2|48|3|1|34980|47|111|9703.00|2|5|5|||||8|||||2|5|53|0||||NA|2|1
2|1711|3|1|2|1|2|65|3|1|34980|47|165|0201.02|2|2|5|||||5|||||1|2|30|0||||NA|2|1
2|1711|3|1|1|1|2|56|3|1|34980|47|111|9703.00|4|5|7|||||8|||||4|5|NA|0||||NA|2|1
2|1711|3|1|2|3|2|32|3|1|34980|47|111|9703.00|2|5|5|||||8|||||1|5|85|0||||NA|2|1
2|1711|3|1|1|1|1|16|3|1|NA|47|041|9203.00|2|2|5|||||5|||||2|1|25|0||||NA|2|1
2|1711|3|1|1|3|2|52|3|1|34980|47|165|0202.03|2|5|5|||||8|||||1|5|128|0||||NA|2|1
2|1711|3|1|1|1|2|48|3|1|34980|47|165|0201.02|2|5|5|||||8|||||2|5|51|0||||NA|2|1
2|1711|3|1|2|3|2|92|3|1|34980|47|165|0202.09|2|5|5|||||8|||||1|5|128|0||||NA|2|1
2|1711|3|1|1|3|2|50|3|1|34980|47|165|0203.00|2|5|5|||||8|||||1|5|128|0||||NA|2|1
2|1711|3|1|1|3|2|636|3|1|34980|47|165|0201.02|4|5|7|||||8|||||4|5|NA|0||||NA|2|1
2|1711|3|1|1|3|2|135|3|1|NA|47|087|9603.00|2|2|5|||||5|||||1|2|108|0||||NA|2|1
2|1711|3|1|1|1|2|272|3|1|34980|47|189|0302.02|2|5|5|||||8|||||1|5|128|0||||NA|2|1
2|1711|3|1|2|1|2|51|3|1|34980|47|111|9702.00|2|5|5|||||8|||||1|5|27|0||||NA|2|1
2|1711|3|1|1|3|1|96|3|1|NA|47|087|9604.00|2|5|5|||||8|||||1|5|34|0||||NA|2|1
2|1711|3|1|2|1|2|45|3|1|34980|47|165|0206.03|2|5|5|||||8|||||2|5|44|0||||NA|2|1
2|1711|3|1|1|3|1|97|3|1|NA|47|027|9551.00|2|2|5|||||5|||||1|2|41|0||||NA|2|1
2|1711|3|1|1|1|1|32|3|1|34980|47|111|9701.00|2|5|5|||||8|||||1|5|41|0||||03.25|2|1
2|1711|3|1|1|1|2|109|3|1|NA|47|003|9505.00|4|5|7|||||8|||||4|5|NA|0||||NA|2|1
2|1711|3|1|2|1|2|12|3|1|34980|47|169|0901.00|2|5|5|||||8|||||1|5|126|0||||NA|2|1
2|1711|3|1|1|3|2|38|3|1|NA|47|087|9603.00|2|5|5|||||8|||||2|5|14|0||||NA|2|1
2|1711|3|1|1|1|2|86|3|1|34980|47|111|9703.00|4|5|7|||||8|||||4|5|NA|0||||NA|2|1
2|1711|3|1|1|1|1|73|3|1|34980|47|165|0201.02|2|5|5|||||8|||||1|5|46|0||||03.77|2|1
2|1711|3|1|1|3|1|64|3|1|NA|47|127|9302.00|2|2|5|||||5|||||1|2|31|0||||NA|2|1
2|1711|3|1|1|3|2|33|3|1|NA|47|051|9604.00|1|5|5|||||8|||||2|5|115|0||||NA|2|1
2|1711|3|1|2|1|2|230|3|1|34980|47|111|9704.00|2|2|5|||||5|||||1|2|74|0||||NA|2|1
2|1711|3|1|1|3|1|69|3|1|NA|21|171|9303.00|2|2|5|||||5|||||1|2|56|0||||02.50|2|1
2|1711|3|1|1|3|1|202|3|1|NA|47|031|9708.02|2|5|5|||||8|||||1|5|38|0||||NA|2|1
2|1711|3|1|1|3|1|218|3|1|NA|47|051|9602.02|2|2|5|||||5|||||1|2|101|0||||NA|2|1
2|1711|3|1|1|3|1|24|3|1|NA|47|041|9202.00|2|5|5|||||8|||||2|5|33|0||||03.71|2|1
2|1711|3|1|1|1|2|124|3|1|NA|47|041|9203.00|2|2|5|||||5|||||1|2|114|0||||NA|2|1
2|1711|3|1|2|3|1|51|3|1|34980|47|111|9701.00|2|2|5|||||5|||||1|2|48|0||||02.47|2|1
2|1711|3|1|1|1|1|38|3|1|34980|47|111|9702.00|2|2|5|||||5|||||1|2|39|0||||02.45|2|1
2|1711|3|1|1|1|2|53|3|1|34980|47|111|9703.00|2|2|5|||||5|||||1|2|172|0||||NA|2|1
2|1711|3|1|1|1|1|58|3|4|NA|47|031|9707.00|2|2|5|||||5|||||1|2|44|0||||NA|2|1
2|1711|3|1|2|3|1|27|3|1|NA|47|027|9550.00|2|5|5|||||8|||||1|5|51|0||||06.55|2|1
2|1711|3|1|1|3|1|25|3|1|NA|47|041|9202.00|2|2|5|||||5|||||1|2|58|0||||02.89|2|1
2|1711|3|1|1|3|1|61|3|1|34980|47|111|9703.00|2|5|5|||||8|||||1|5|48|0||||NA|2|1
2|1711|3|1|2|1|1|60|3|1|34980|47|111|9702.00|2|5|5|||||8|||||1|5|23|0||||03.95|2|1
2|1711|3|1|1|3|1|57|3|1|NA|47|127|9302.00|2|2|5|||||5|||||1|2|50|0||||NA|2|2
2|1711|3|1|2|3|1|70|3|4|34980|47|111|9704.00|2|5|5|||||8|||||2|5|35|0||||NA|2|1
2|1711|3|1|2|3|1|50|3|1|34980|47|165|0201.02|2|5|5|||||8|||||1|5|42|0||||02.08|2|1
2|1711|3|1|1|2|1|40|3|1|NA|47|041|9203.00|2|5|5|||||8|||||1|5|19|0||||02.50|2|1
2|1711|3|1|1|1|1|85|3|1|34980|47|111|9702.00|2|2|5|||||5|||||1|2|61|0||||01.64|2|1
2|1711|3|1|1|3|1|75|3|1|NA|47|031|9710.00|2|5|5|||||8|||||2|5|16|0||||03.22|2|1
2|1711|3|1|1|1|1|140|3|1|34980|47|111|9704.00|2|2|5|||||5|||||1|2|61|0||||02.16|2|1
```

```
2|1711|3|1|1|3|1|50|3|1|34980|47|189|0308.00|2|2|5|||||5|||||1|2|26|0||||02.99|2|1
2|1711|3|1|2|1|1|66|3|3|34980|47|111|9702.00|2|2|5|||||5|||||1|2|60|0||||NA|2|1
2|1711|3|1|1|1|1|275|3|1|NA|47|031|9708.02|2|5|2|||||8|||||2|5|170|0||||01.54|2|1
2|1711|3|1|1|3|1|63|3|1|NA|47|031|9708.01|2|5|5|||||8|||||2|5|36|0||||01.75|2|1
2|1711|3|1|1|3|1|27|3|1|NA|21|171|9302.00|2|2|5|||||5|||||1|2|25|0||||02.47|2|1
2|1711|3|1|1|3|1|41|3|1|NA|47|051|9604.00|2|2|5|||||5|||||1|2|65|0||||NA|2|2
2|1711|3|1|1|1|1|115|3|1|NA|47|041|9203.00|2|2|5|||||5|||||1|2|67|0||||03.22|2|1
2|1711|3|1|1|1|1|10|3|4|34980|47|111|9701.00|1|5|5|||||8|||||1|5|32|0||||NA|2|1
2|1711|3|1|1|2|1|25|3|1|34980|47|165|0201.02|2|5|5|||||8|||||2|5|35|0||||04.02|2|1
2|1711|3|1|1|1|1|50|3|1|34980|47|111|9701.00|2|5|5|||||8|||||2|5|33|0||||02.28|2|1
2|1711|3|1|1|3|1|144|3|1|NA|47|051|9602.02|2|2|5|||||5|||||1|2|52|0||||01.63|2|1
2|1711|3|1|1|1|1|32|3|1|34980|47|111|9704.00|2|5|5|||||8|||||1|5|16|0||||02.55|2|1
2|1711|3|1|2|3|1|42|3|1|34980|47|111|9702.00|2|2|5|||||5|||||1|2|48|0||||05.09|2|1
2|1711|3|1|1|3|1|111|3|1|NA|47|031|9702.00|2|5|5|||||8|||||2|5|36|0||||01.79|2|1
2|1711|3|1|2|3|1|70|3|1|34980|47|111|9704.00|2|2|5|||||5|||||1|2|93|0||||01.88|2|1
2|1711|3|1|1|3|1|54|3|1|NA|47|051|9604.00|2|2|5|||||5|||||1|2|46|0||||02.12|2|1
2|1711|3|1|1|3|1|50|3|1|34980|47|111|9703.00|2|5|5|||||8|||||2|5|29|0||||03.04|2|1
2|1711|3|1|1|3|1|73|3|1|NA|47|087|9604.00|2|2|5|||||5|||||1|2|57|0||||02.02|2|1
2|1711|3|1|2|1|1|44|3|1|34980|47|111|9701.00|2|2|5|||||5|||||1|2|53|0||||04.41|2|1
2|1711|3|1|1|1|1|84|3|1|14540|21|003|9201.00|2|5|5|||||8|||||1|5|36|9||||03.19|2|1
2|1711|3|1|2|1|1|38|3|1|14540|21|003|9204.00|2|5|5|||||8|||||2|5|36|0||||03.89|2|1
2|1711|3|1|1|3|1|55|3|1|34980|47|111|9702.00|2|2|5|||||5|||||1|2|103|0||||NA|2|2
2|1711|3|1|1|1|1|53|3|4|34980|47|111|9701.00|2|5|5|||||8|||||1|5|24|0||||NA|2|1
2|1711|3|1|1|1|2|20|3|1|34980|47|111|9703.00|2|5|5|||||8|||||1|5|13|0||||NA|2|1
2|1711|3|1|1|3|1|85|3|1|NA|47|061|9552.00|2|2|5|||||5|||||1|2|92|0||||NA|2|1
2|1711|3|1|2|3|1|55|3|1|NA|47|041|9203.00|2|5|5|||||8|||||1|5|33|0||||03.05|2|1
2|1711|3|1|1|1|1|71|3|4|34980|47|111|9702.00|1|5|5|||||8|||||2|5|26|0||||NA|2|1
2|1711|3|1|1|1|1|62|3|1|14540|21|003|9205.00|2|2|5|||||5|||||1|2|43|0||||NA|2|1
2|1711|3|1|1|3|1|137|3|1|34980|47|165|0207.00|2|2|2|||||2|||||2|1|41|0||||01.79|2|1
2|1711|3|1|2|3|2|64|3|1|34980|47|165|0201.02|2|5|5|||||8|||||1|5|128|0||||NA|2|1
2|1711|3|1|1|2|1|26|3|1|NA|47|051|9602.02|2|5|5|||||8|||||1|5|52|0||||04.17|2|2
2|1711|3|1|1|3|1|34|3|1|34980|47|111|9701.00|2|5|5|||||8|||||1|5|17|0||||02.41|2|1
2|1711|3|1|2|1|1|29|3|1|NA|21|171|9304.00|1|5|5|||||8|||||1|5|18|0||||04.14|2|1
2|1711|3|1|1|3|1|82|3|1|NA|47|027|9550.00|2|2|5|||||5|||||1|2|31|0||||03.69|2|1
2|1711|3|1|1|3|1|122|3|1|NA|47|027|9550.00|2|2|5|||||5|||||1|2|30|0||||03.80|2|1
2|1711|3|1|2|2|1|4|3|1|34980|47|165|0201.02|2|5|5|||||8|||||2|5|62|0||||NA|2|3
2|1711|3|1|1|1|1|72|3|4|34980|47|111|9702.00|1|5|5|||||8|||||2|5|26|0||||NA|2|1
2|1711|3|1|1|3|1|54|3|1|34980|47|189|0310.00|2|2|5|||||5|||||1|2|62|0||||02.71|2|1
2|1711|3|1|1|3|1|163|3|1|34980|47|111|9704.00|2|2|5|||||5|||||1|2|98|0||||04.53|2|1
2|1711|3|1|2|1|1|65|3|3|34980|47|111|9701.00|2|5|5|||||8|||||1|5|45|0||||NA|2|1
2|1711|3|1|1|3|1|61|3|1|NA|21|171|9302.00|2|2|5|||||5|||||1|2|104|0||||03.05|2|1
2|1711|3|1|1|1|2|60|3|1|NA|47|141|0011.00|2|5|5|||||8|||||1|5|74|0||||NA|2|1
2|1711|3|1|1|1|1|48|3|4|34980|47|111|9703.00|2|2|5|||||5|||||1|2|26|0||||NA|2|1
2|1711|3|1|1|1|1|100|3|4|NA|47|003|9501.00|2|5|5|||||8|||||1|5|47|0||||NA|2|1
2|1711|3|1|1|1|2|132|3|1|34980|47|187|0509.04|2|5|2|||||8|||||1|5|314|0||||NA|2|1
2|1711|3|1|1|1|2|122|3|1|34980|47|037|0128.02|2|5|5|||||8|||||1|5|795|0||||NA|2|1
2|1711|3|1|1|1|1|90|3|1|NA|47|003|9502.00|2|5|5|||||8|||||1|5|52|0||||01.74|2|1
2|1711|3|1|1|1|1|83|3|1|NA|47|087|9602.00|2|2|5|||||5|||||2|1|44|0||||03.20|2|1
2|1711|3|1|1|1|2|104|3|1|34980|47|169|0901.00|2|2|5|||||5|||||1|1|229|0||||NA|2|1
2|1711|3|1|1|2|2|117|3|1|NA|47|031|9702.00|2|5|5|||||8|||||1|5|73|0||||NA|2|1
2|1711|3|1|1|1|1|95|3|3|34980|47|169|0901.00|2|2|5|||||5|||||1|2|29|0||||NA|2|1
2|1711|3|1|1|3|2|56|3|1|NA|47|177|9302.00|2|2|5|||||5|||||1|2|59|0||||NA|2|1
2|1711|3|1|1|1|2|152|3|1|34980|47|037|0103.01|2|2|5|||||5|||||2|1|119|0||||NA|2|1
2|1711|3|1|1|1|2|51|3|1|34980|47|111|9703.00|4|5|7|||||8|||||4|5|NA|0||||NA|2|1
2|1711|3|1|1|3|1|70|3|1|NA|47|003|9504.02|2|2|5|||||5|||||2|1|94|0||||NA|2|1
2|1711|3|1|1|1|1|58|3|1|34980|47|159|9754.00|2|5|5|||||8|||||1|5|44|0||||03.16|2|1
2|1711|3|1|2|1|1|62|3|1|34980|47|111|9703.00|1|5|5|||||8|||||2|5|29|0||||05.21|2|1
2|1711|3|1|2|1|1|92|3|3|34980|47|165|0201.02|2|5|5|||||8|||||1|5|67|0||||NA|2|1
2|1711|3|1|1|1|2|248|3|1|34980|47|189|0310.00|2|2|5|||||5|||||1|1|301|0||||NA|2|1
2|1711|3|1|2|1|2|50|3|1|34980|47|159|9752.00|2|5|5|||||8|||||1|5|22|0||||NA|2|1
2|1711|3|1|2|1|2|24|3|1|34980|47|165|0201.02|2|5|5|||||8|||||1|5|42|0||||NA|2|1
```

```
2|1711|3|1|1|2|1|7|3|1|NA|47|051|9602.01|2|2|5|||||5|||||1|2|66|0||||NA|2|3
2|1711|3|1|2|1|1|52|3|3|34980|47|165|0202.08|2|5|5|||||8|||||1|5|25|0||||NA|2|1
2|1711|3|1|2|1|1|78|3|1|NA|47|027|9551.00|2|5|5|||||8|||||2|5|37|0||||01.81|2|1
2|1711|3|1|1|1|1|85|3|4|NA|47|031|9705.00|2|2|5|||||5|||||2|1|45|0||||NA|2|1
2|1711|3|1|2|3|1|54|3|1|NA|47|087|9603.00|2|2|5|||||5|||||1|2|29|0||||01.55|2|1
2|1711|3|1|3|3|2|288|3|1|NA|47|177|9305.00|2|2|5|||||5|||||1|2|NA|0||||NA|2|1
2|1711|3|1|1|1|2|101|3|1|34980|47|037|0102.02|2|2|5|||||5|||||2|1|119|0||||NA|2|1
2|1711|3|1|1|1|1|16|3|3|34980|47|111|9704.00|2|2|5|||||5|||||2|1|43|0||||NA|2|1
2|1711|3|1|1|1|2|105|3|1|NA|47|041|9203.00|2|5|5|||||8|||||1|5|37|0||||NA|2|1
2|1711|3|1|1|3|1|319|3|1|NA|47|087|9601.00|2|2|5|||||5|||||1|2|77|0||||NA|2|1
2|1711|3|1|1|1|2|30|3|2|NA|47|041|9203.00|2|5|5|||||8|||||1|5|51|0||||NA|2|1
2|1711|3|1|1|1|1|86|3|1|34980|47|111|9701.00|2|2|5|||||5|||||1|2|72|0||||01.93|2|1
2|1711|3|1|1|1|2|81|3|1|NA|47|003|9507.00|2|5|5|||||8|||||1|5|63|0||||NA|2|1
2|1711|3|1|1|1|1|28|3|1|14540|21|003|9206.00|2|5|5|||||8|||||1|5|31|0||||03.04|2|1
2|1711|3|1|2|3|1|67|3|3|34980|47|111|9702.00|2|2|5|||||5|||||2|1|43|0||||NA|2|1
2|1711|3|1|1|1|1|70|3|1|34980|47|111|9702.00|2|5|5|||||8|||||2|5|40|9||||04.03|2|1
2|1711|3|1|1|3|1|1807|3|1|34980|47|111|9702.00|2|2|5|||||5|||||1|2|828|0||||NA|2|1
2|1711|3|1|1|1|1|346|3|1|NA|47|031|9708.02|2|2|2|||||2|||||1|1|99|0||||NA|2|1
2|1711|3|1|2|3|1|65|3|1|34980|47|165|0206.02|2|2|5|||||5|||||1|2|37|0||||02.64|2|1
2|1711|3|1|1|1|1|168|3|1|34980|47|111|9703.00|2|2|5|||||5|||||1|2|152|0||||01.70|2|1
2|1711|3|2|1|1|2|80|3|1|34980|47|165|0201.02|2|5|5|||||8|||||1|5|NA|0||||NA|2|1
2|1711|3|1|2|1|1|14|3|3|NA|21|009|9509.00|1|5|5|||||8|||||1|5|21|0||||NA|2|1
2|1711|3|1|2|3|1|76|3|1|34980|47|159|9750.00|2|5|5|||||8|||||1|5|19|0||||01.61|2|1
2|1711|3|1|1|1|1|90|3|1|NA|47|041|9202.00|2|2|5|||||5|||||2|1|45|0||||03.06|2|1
2|1711|3|1|1|1|1|43|3|1|34980|47|111|9702.00|2|2|5|||||5|||||1|2|186|0||||NA|2|1
2|1711|3|1|2|2|1|85|3|1|34980|47|165|0201.02|2|2|5|||||5|||||1|2|28|0||||02.49|2|1
2|1711|3|1|1|1|2|110|3|1|34980|47|189|0305.00|2|5|5|||||8|||||1|5|414|0||||NA|2|1
2|1711|3|1|1|3|1|26|3|1|34980|47|111|9704.00|2|5|5|||||8|||||1|5|26|0||||05.11|2|1
2|1711|3|1|1|1|2|144|3|1|34980|47|189|0306.00|4|5|7|||||8|||||4|5|NA|0||||NA|2|1
2|1711|3|1|1|1|1|62|3|4|NA|47|031|9708.01|2|2|5|||||5|||||1|2|20|0||||NA|2|1
2|1711|3|1|2|1|2|68|3|1|34980|47|165|0201.02|2|2|5|||||5|||||1|2|82|0||||NA|2|1
2|1711|3|1|1|1|2|88|3|1|34980|47|111|9703.00|2|5|5|||||8|||||1|5|NA|0||||02.98|2|1
2|1711|3|1|1|2|1|10|3|1|34980|47|149|0409.05|2|5|5|||||8|||||2|5|108|0||||NA|2|3
2|1711|3|1|1|3|2|58|3|1|34980|47|111|9701.00|2|5|5|||||8|||||1|5|40|0||||NA|2|1
2|1711|3|1|1|1|1|147|3|1|NA|47|051|9602.01|2|2|5|||||5|||||2|1|91|0||||02.25|2|1
2|1711|3|1|1|3|1|500|3|1|34980|47|111|9703.00|4|5|7|||||8|||||4|5|NA|0||||NA|2|1
2|1711|3|1|1|2|1|8|3|1|34980|47|165|0201.02|2|5|5|||||8|||||2|5|117|0||||NA|2|3
2|1711|3|1|1|1|2|10|3|1|34980|47|111|9701.00|2|5|5|||||8|||||1|5|55|0||||NA|2|1
2|1711|3|1|2|3|1|23|3|4|34980|47|111|9704.00|2|2|5|||||5|||||1|2|60|0||||NA|2|1
2|1711|3|1|1|1|1|85|3|4|NA|47|031|9705.00|2|2|5|||||5|||||2|1|45|0||||NA|2|1
2|1711|3|1|2|1|1|65|3|1|34980|47|189|0310.00|2|5|5|||||8|||||2|5|32|0||||03.23|2|1
2|1711|3|1|2|1|1|48|3|1|34980|47|111|9702.00|1|5|5|||||8|||||2|5|27|0||||06.71|2|1
2|1711|3|1|1|3|2|175|3|1|34980|47|189|0301.01|2|5|5|||||8|||||2|5|115|0||||02.95|2|1
2|1711|3|1|1|3|1|67|3|1|34980|47|015|9601.00|2|5|5|||||8|||||1|5|37|0||||03.26|2|1
2|1711|3|1|1|1|1|60|3|1|34980|47|165|0201.01|2|2|5|||||5|||||1|2|NA|0||||02.51|2|1
2|1711|3|1|1|1|1|60|3|2|34980|47|111|9703.00|2|2|5|||||5|||||1|2|63|0||||NA|2|1
2|1711|3|1|1|1|2|58|3|1|34980|47|111|9703.00|2|2|5|||||5|||||1|2|186|0||||NA|2|1
2|1711|3|1|2|2|1|20|3|3|34980|47|111|9701.00|2|5|5|||||8|||||1|5|31|0||||NA|2|1
2|1711|3|1|1|1|1|63|3|1|34980|47|159|9754.00|2|2|5|||||5|||||1|2|100|0||||04.54|2|2
2|1711|3|1|1|1|2|33|3|1|34980|47|111|9703.00|2|2|5|||||5|||||1|2|44|0||||NA|2|1
2|1711|3|1|1|1|2|160|3|1|34980|47|165|0205.03|2|5|5|||||8|||||1|5|414|0||||NA|2|1
2|1711|3|1|1|2|2|25|3|1|NA|47|003|9506.00|2|2|5|||||5|||||1|2|213|0||||NA|2|3
2|1711|3|1|1|1|1|40|3|1|34980|47|165|0203.00|2|5|5|||||8|||||1|5|50|0||||02.91|2|1
2|1711|3|1|1|3|1|133|3|1|NA|47|031|9708.01|2|5|5|||||8|||||1|5|45|0||||NA|2|1
2|1711|3|1|1|2|2|10|3|1|34980|47|037|0102.02|2|2|5|||||5|||||2|1|119|0||||NA|2|3
2|1711|3|1|2|1|1|32|3|3|34980|47|169|0901.00|2|5|5|||||8|||||2|5|24|0||||NA|2|1
2|1711|3|1|2|1|2|64|3|1|34980|47|111|9703.00|2|5|5|||||8|||||1|5|258|0||||NA|2|1
2|1711|3|1|1|3|1|44|3|1|34980|47|111|9701.00|2|2|5|||||5|||||1|2|29|0||||02.92|2|1
2|1711|3|1|2|1|2|55|3|1|34980|47|111|9701.00|2|2|5|||||5|||||1|1|28|0||||01.78|2|1
2|1711|3|1|1|1|2|40|3|1|34980|47|111|9703.00|2|2|5|||||5|||||1|2|111|0||||NA|2|1
2|1711|3|1|1|1|1|59|3|3|34980|47|111|9701.00|2|5|5|||||8|||||2|5|30|0||||NA|2|1
```

```
2|1711|3|1|1|1|2|56|3|1|34980|47|189|0307.00|4|5|7|||||8|||||4|5|NA|0||||NA|2|1
2|1711|3|1|1|1|2|250|3|1|34980|47|111|9703.00|2|2|5|||||5|||||1|2|186|0||||01.83|2|1
2|1711|3|1|1|3|1|65|3|1|34980|47|149|0403.08|1|1|5|||||5|||||1|2|41|0||||01.80|2|1
2|1711|3|1|1|3|2|108|3|1|34980|47|037|0128.02|2|5|5|||||8|||||1|5|795|0||||NA|2|1
2|1711|3|1|1|1|2|70|3|3|34980|47|165|0201.02|2|2|5|||||5|||||1|2|113|0||||NA|2|1
2|1711|3|1|1|2|2|48|3|1|NA|47|041|9201.01|2|2|5|||||5|||||2|1|71|0||||NA|2|1
2|1711|3|1|1|1|2|130|3|1|34980|47|111|9703.00|2|2|5|||||5|||||1|2|186|0||||01.83|2|1
2|1711|3|1|1|1|2|83|3|1|34980|47|111|9704.00|2|2|5|||||5|||||1|2|22|0||||NA|2|1
2|1711|3|1|1|3|1|70|3|1|NA|47|003|9502.00|2|5|5|||||8|||||1|5|39|0||||02.65|2|1
2|1711|3|1|1|1|2|112|3|1|34980|47|189|0306.00|2|2|5|||||5|||||1|2|115|0||||NA|2|1
2|1711|3|1|1|1|1|106|3|1|34980|47|165|0201.01|2|2|5|||||5|||||1|2|162|0||||03.52|2|1
2|1711|3|1|2|3|1|88|3|1|34980|47|165|0201.02|2|2|5|||||5|||||1|2|77|0||||03.91|2|1
2|1711|3|1|2|1|1|44|3|1|34980|47|111|9702.00|2|5|5|||||8|||||2|5|32|0||||02.96|2|1
2|1711|3|1|1|1|1|45|3|1|34980|47|111|9703.00|2|2|5|||||5|||||1|2|44|0||||NA|2|2
2|1711|3|1|2|1|1|16|3|3|34980|47|111|9704.00|1|5|5|||||8|||||2|5|16|0||||NA|2|1
2|1711|3|1|2|1|1|16|3|1|NA|47|087|9602.00|2|5|5|||||8|||||1|5|29|0||||04.54|2|1
2|1711|3|1|1|3|1|93|3|1|34980|47|111|9704.00|2|2|5|||||5|||||1|2|59|0||||03.79|2|1
2|1711|3|1|2|1|1|71|3|3|34980|47|165|0203.00|2|5|5|||||8|||||2|5|34|0||||NA|2|1
2|1711|3|1|1|2|1|5|3|1|34980|47|165|0201.02|2|5|5|||||8|||||1|5|27|0||||NA|2|3
2|1711|3|1|2|3|1|50|3|1|34980|47|111|9702.00|2|5|5|||||8|||||1|5|23|0||||03.85|2|1
2|1711|3|1|1|1|1|79|3|1|34980|47|111|9704.00|2|2|5|||||5|||||1|2|36|0||||04.08|2|1
2|1711|3|1|2|1|2|109|3|4|34980|47|189|0301.01|2|5|5|||||8|||||2|5|95|0||||NA|2|1
2|1711|3|1|2|1|1|47|3|1|NA|47|051|9602.01|2|5|5|||||8|||||2|5|24|0||||02.13|2|1
2|1711|3|1|1|3|1|60|3|1|34980|47|111|9703.00|2|5|5|||||8|||||2|5|68|0||||03.74|2|1
2|1711|3|1|2|3|1|70|3|1|34980|47|159|9754.00|2|5|5|||||8|||||1|5|61|0||||02.69|2|1
2|1711|3|1|2|1|1|40|3|1|NA|47|041|9202.00|2|2|5|||||5|||||1|2|69|0||||04.21|2|1
2|1711|3|1|1|3|1|51|3|1|34980|47|015|9601.00|2|5|5|||||8|||||2|5|23|0||||01.88|2|1
2|1711|3|1|1|3|1|54|3|1|34980|47|111|9701.00|2|5|5|||||8|||||2|5|20|0||||01.66|2|1
2|1711|3|1|2|1|1|34|3|1|34980|47|111|9703.00|2|5|5|||||8|||||2|5|32|0||||04.62|2|1
2|1711|3|1|1|1|2|64|3|1|NA|47|041|9202.00|2|5|5|||||8|||||1|5|96|0||||NA|2|1
2|1711|3|1|2|1|1|52|3|1|NA|47|027|9550.00|2|2|5|||||5|||||1|2|38|0||||03.43|2|1
2|1711|3|1|1|3|2|96|3|1|34980|47|149|0403.06|2|5|5|||||8|||||1|5|296|0||||NA|2|1
2|1711|3|1|1|2|1|6|3|1|34980|47|111|9703.00|2|5|5|||||8|||||2|5|24|0||||NA|2|3
2|1711|3|1|2|3|1|58|3|1|34980|47|015|9601.00|2|2|5|||||5|||||1|2|25|0||||03.28|2|1
2|1711|3|1|2|1|2|11|3|1|34980|47|165|0206.01|2|5|5|||||8|||||2|5|52|0||||NA|2|1
2|1711|3|1|2|1|2|33|3|1|NA|47|087|9602.00|2|2|5|||||5|||||1|2|66|0||||NA|2|1
2|1711|3|1|1|3|2|87|3|1|34980|47|149|0403.02|2|5|5|||||8|||||1|5|436|0||||NA|2|1
2|1711|3|1|1|3|1|111|3|1|34980|47|165|0201.02|2|2|5|||||5|||||1|2|95|0||||04.06|2|1
2|1711|3|1|1|3|1|69|3|1|NA|47|031|9704.00|2|2|5|||||5|||||1|2|18|0||||01.66|2|1
2|1711|3|1|1|1|1|104|3|1|34980|47|189|0305.00|2|2|5|||||5|||||1|1|NA|0||||NA|2|1
2|1711|3|1|1|2|1|25|3|3|34980|47|111|9702.00|2|5|5|||||8|||||2|5|11|0||||NA|2|1
2|1711|3|1|2|1|1|124|3|1|34980|47|165|0201.01|2|5|5|||||8|||||1|5|49|0||||03.90|2|1
2|1711|3|1|1|3|2|39|3|1|NA|47|087|9604.00|2|2|5|||||5|||||1|2|57|0||||NA|2|1
2|1711|3|1|1|3|1|250|3|3|34980|47|111|9704.00|2|2|5|||||5|||||1|2|105|0||||NA|2|1
2|1711|3|1|1|1|1|98|3|1|NA|47|027|9550.00|2|2|5|||||5|||||1|2|73|0||||02.74|2|1
2|1711|3|1|1|2|1|12|3|1|34980|47|165|0206.01|2|2|5|||||3|||||1|2|78|0||||NA|2|3
2|1711|3|1|1|2|1|12|3|1|NA|47|031|9705.00|2|5|5|||||8|||||2|5|57|0||||NA|2|3
2|1711|3|1|2|3|1|40|3|1|NA|47|041|9201.02|2|5|5|||||8|||||1|5|37|0||||01.89|2|1
2|1711|3|1|1|1|1|50|3|1|34980|47|111|9702.00|2|2|5|||||5|||||1|2|30|0||||NA|2|1
2|1711|3|1|1|1|2|100|3|1|NA|47|003|9502.00|2|5|5|||||8|||||2|5|59|0||||NA|2|1
2|1711|3|1|2|3|1|19|3|1|14540|21|003|9206.00|2|5|5|||||8|||||1|5|75|0||||04.91|2|1
2|1711|3|1|2|3|1|58|3|3|34980|47|111|9702.00|2|2|5|||||5|||||1|2|36|0||||NA|2|1
2|1711|3|1|1|1|2|160|3|1|34980|47|189|0308.00|2|2|5|||||5|||||1|1|1156|0||||NA|2|1
2|1711|3|1|1|1|1|215|3|1|NA|47|041|9203.00|2|2|5|||||5|||||1|2|94|0||||02.32|2|1
2|1711|3|1|1|3|1|67|3|1|34980|47|111|9701.00|2|5|5|||||8|||||1|5|54|0||||02.64|2|1
2|1711|3|1|1|1|2|55|3|1|27740|47|019|0717.00|2|5|5|||||8|||||2|5|NA|0||||NA|2|1
2|1711|3|1|2|3|1|35|3|1|34980|47|165|0209.02|2|5|5|||||8|||||2|5|20|0||||NA|2|1
2|1711|3|1|1|1|2|64|3|3|34980|47|111|9704.00|3|5|6|||||8|||||3|5|56|0||||NA|2|1
2|1711|3|1|1|1|1|170|3|1|34980|47|165|0210.02|2|2|5|||||5|||||2|1|74|0||||02.51|2|1
2|1711|3|1|1|1|1|108|3|1|NA|47|041|9203.00|2|2|5|||||5|||||1|2|51|0||||02.16|2|1
2|1711|3|1|1|1|1|69|3|1|34980|47|111|9702.00|2|2|5|||||5|||||1|2|186|0||||NA|2|1
```

```
2|1711|3|1|1|1|2|247|3|1|NA|47|041|9201.02|2|2|5|||||5|||||1|2|136|0||||NA|2|1
2|1711|3|1|1|3|1|26|3|1|NA|47|087|9604.00|2|2|5|||||5|||||1|2|101|0||||NA|2|2
2|1711|3|1|1|1|1|27|3|1|NA|47|041|9202.00|2|5|5|||||8|||||2|5|17|0||||05.13|2|1
2|1711|3|1|1|1|1|64|3|1|NA|47|027|9550.00|2|5|5|||||8|||||2|5|45|0||||02.20|2|1
2|1711|3|1|1|1|1|123|3|1|34980|47|165|0206.02|2|5|5|||||8|||||2|5|75|0||||03.94|2|1
2|1711|3|1|1|3|1|131|3|1|NA|47|041|9201.01|2|2|5|||||5|||||2|1|136|0||||02.16|2|1
2|1711|3|1|1|1|2|54|3|1|NA|47|031|9709.00|2|5|5|||||8|||||1|5|62|0||||NA|2|1
2|1711|3|1|2|1|1|42|3|1|NA|47|051|9602.01|2|2|5|||||5|||||1|2|69|0||||05.25|2|1
2|1711|3|1|1|1|1|400|3|1|34980|47|037|0156.10|2|2|5|||||5|||||1|2|147|0||||02.15|2|1
2|1711|3|1|1|1|2|110|3|1|34980|47|189|0306.00|2|5|5|||||8|||||1|5|121|0||||NA|2|1
2|1711|3|1|1|1|1|85|3|1|34980|47|165|0201.02|2|2|5|||||5|||||1|2|59|0||||NA|2|2
2|1711|3|1|1|3|2|830|3|1|28940|47|145|0302.01|4|5|7|||||8|||||4|5|NA|0||||NA|2|1
2|1711|3|1|1|3|1|60|3|1|34980|47|165|0201.02|2|5|5|||||8|||||1|5|52|0||||NA|2|1
2|1711|3|1|1|1|2|132|3|1|34980|47|015|9601.00|2|2|5|||||5|||||1|2|86|0||||NA|2|1
2|1711|3|1|1|1|2|80|3|1|NA|47|051|9602.01|2|5|5|||||8|||||1|5|63|0||||NA|2|1
2|1711|3|1|1|1|2|63|3|1|NA|47|041|9202.00|2|5|5|||||8|||||2|5|37|0||||NA|2|1
2|1711|3|1|1|1|2|92|3|1|34980|47|037|0155.02|2|5|5|||||8|||||1|5|1459|0||||NA|2|1
2|1711|3|1|1|3|1|50|3|4|34980|47|159|9752.00|2|2|5|||||5|||||1|2|15|0||||NA|2|1
2|1711|3|1|1|3|1|56|3|3|34980|47|111|9703.00|2|5|5|||||8|||||1|5|17|0||||NA|2|1
2|1711|3|1|1|1|2|60|3|1|34980|47|111|9702.00|2|2|5|||||5|||||1|2|NA|0||||NA|2|1
2|1711|3|1|2|1|2|37|3|1|34980|47|111|9702.00|2|5|5|||||8|||||1|5|NA|0||||NA|2|1
2|1711|3|1|2|3|2|65|3|1|34980|47|111|9704.00|2|2|5|||||5|||||1|2|110|0||||NA|2|1
2|1711|3|1|2|3|1|39|3|1|34980|47|165|0201.02|2|5|5|||||8|||||1|5|28|0||||02.42|2|1
2|1711|3|1|1|1|1|563|3|1|NA|47|003|9507.00|2|5|5|||||8|||||2|5|109|0||||NA|2|1
2|1711|3|1|1|3|1|640|3|1|34980|47|187|0503.04|2|2|5|||||5|||||1|2|144|0||||NA|2|1
2|1711|3|1|1|1|2|42|3|1|34980|47|165|0201.02|4|5|7|||||8|||||4|5|NA|0||||NA|2|1
2|1711|3|1|1|2|1|5|3|1|34980|47|111|9704.00|2|5|5|||||8|||||1|5|55|0||||NA|2|3
2|1711|3|1|2|1|2|61|3|1|34980|47|169|0901.00|4|5|7|||||8|||||4|5|NA|0||||NA|2|1
2|1711|3|1|1|3|1|50|3|1|NA|47|087|9601.00|2|2|5|||||5|||||1|2|24|0||||02.56|2|1
2|1711|3|1|1|3|1|160|3|1|NA|21|009|9509.00|2|2|5|||||5|||||1|2|68|0||||NA|2|1
2|1711|3|1|2|1|2|183|3|1|34980|47|165|0201.01|4|5|7|||||8|||||4|5|NA|0||||NA|2|1
2|1711|3|1|1|1|1|138|3|4|NA|47|031|9708.01|2|5|5|||||8|||||2|5|33|0||||NA|2|1
2|1711|3|1|1|1|2|185|3|1|34980|47|189|0301.01|2|5|5|||||8|||||1|5|72|0||||NA|2|1
2|1711|3|1|1|1|2|466|3|1|18880|12|131|9506.03|2|5|3|||||8|||||1|5|493|0||||NA|2|1
2|1711|3|1|1|2|1|70|3|4|34980|47|165|0201.01|2|2|5|||||5|||||1|2|54|0||||NA|2|1
2|1711|3|1|1|1|1|34|3|1|NA|47|051|9602.02|2|2|5|||||5|||||1|2|58|0||||NA|2|1
2|1711|3|1|1|3|1|45|3|1|NA|47|027|9550.00|2|2|5|||||5|||||1|2|44|0||||01.96|2|1
2|1711|3|1|2|1|2|13|3|1|NA|47|027|9551.00|2|5|5|||||8|||||1|5|23|0||||NA|2|1
2|1711|3|1|1|1|1|62|3|1|NA|47|027|9550.00|2|2|5|||||5|||||1|2|121|0||||01.70|2|1
2|1711|3|1|2|1|2|50|3|1|34980|47|111|9703.00|2|2|5|||||5|||||1|2|94|0||||NA|2|1
2|1711|3|1|1|2|2|31|3|1|NA|47|087|9602.00|2|5|5|||||8|||||1|5|57|0||||NA|2|1
2|1711|3|1|1|1|1|115|3|1|NA|47|087|9601.00|2|2|5|||||5|||||1|2|101|0||||02.81|2|1
2|1711|3|1|1|1|2|108|3|1|NA|47|107|9707.00|2|5|5|||||8|||||1|5|61|0||||NA|2|1
2|1711|3|1|1|1|2|352|3|1|34980|47|189|0310.00|2|5|5|||||8|||||1|5|1459|0||||NA|2|1
2|1711|3|1|1|3|2|46|3|1|34980|47|165|0206.01|2|2|5|||||5|||||1|2|80|0||||NA|2|1
2|1711|3|1|2|1|1|34|3|1|34980|47|111|9702.00|2|5|5|||||8|||||1|5|19|0||||05.00|2|1
2|1711|3|1|1|1|1|189|3|1|34980|47|165|0201.02|2|2|5|||||5|||||2|1|55|0||||02.53|2|1
2|1711|3|1|1|1|2|100|3|1|34980|47|169|0901.00|4|5|7|||||8|||||4|5|NA|0||||NA|2|1
2|1711|3|1|1|1|2|122|3|1|34980|47|147|0806.03|2|2|5|||||5|||||2|1|119|0||||NA|2|1
2|1711|3|1|2|1|1|90|2|1|34980|47|189|0310.00|2|2|5|||||5|||||1|2|80|0||||02.20|2|1
2|1711|3|1|1|1|2|70|3|1|34980|47|111|9704.00|2|5|5|||||8|||||1|5|22|0||||NA|2|1
2|1711|3|1|2|3|2|81|3|1|34980|47|111|9701.00|2|5|5|||||8|||||1|5|11|0||||NA|2|1
2|1711|3|1|1|3|1|140|3|1|NA|47|003|9508.00|2|2|5|||||5|||||1|2|38|0||||NA|2|1
2|1711|3|1|1|1|2|275|3|1|34980|47|037|0156.31|2|2|5|||||5|||||1|2|109|0||||NA|2|1
2|1711|3|1|2|1|1|112|3|3|34980|47|111|9704.00|2|2|5|||||5|||||1|2|54|0||||NA|2|1
2|1711|3|1|2|3|1|20|3|1|34980|47|111|9704.00|2|5|5|||||8|||||2|5|13|0||||02.82|2|1
2|1711|3|1|1|1|1|130|3|1|NA|47|003|9507.00|2|5|5|||||8|||||1|5|47|0||||02.87|2|1
2|1711|3|1|1|3|1|92|3|1|34980|47|165|0201.02|2|2|5|||||5|||||2|1|72|0||||03.39|2|1
2|1711|3|1|2|1|2|40|3|1|34980|47|111|9703.00|2|2|5|||||5|||||1|2|71|0||||NA|2|1
2|1711|3|1|1|1|2|348|3|1|18880|12|131|9506.02|2|5|5|||||8|||||2|5|209|0||||NA|2|1
2|1711|3|1|1|3|1|80|3|1|NA|47|041|9202.00|2|2|5|||||5|||||1|2|62|0||||01.68|2|1
```

```
2|1711|3|1|1|1|2|168|3|1|34980|47|189|0306.00|4|5|7|||||8|||||4|5|NA|0||||NA|2|1
2|1711|3|1|2|3|1|48|3|1|NA|47|087|9603.00|2|2|5|||||5|||||1|2|50|0||||02.33|2|1
2|1711|3|1|1|1|1|563|3|1|NA|47|003|9507.00|2|5|5|||||8|||||2|5|109|0||||NA|2|1
2|1711|3|1|1|3|2|88|3|1|34980|47|165|0201.01|2|5|5|||||8|||||1|5|NA|0||||NA|2|1
2|1711|3|1|1|1|1|124|3|1|NA|47|041|9202.00|2|2|5|||||5|||||2|1|204|0||||02.77|2|1
2|1711|3|1|2|1|1|73|3|1|34980|47|111|9701.00|2|5|5|||||8|||||1|5|91|0||||03.75|2|1
2|1711|3|1|1|3|2|65|3|1|34980|47|111|9703.00|2|2|5|||||5|||||1|2|186|0||||NA|2|1
2|1711|3|1|1|3|1|80|3|1|34980|47|189|0305.00|2|5|5|||||8|||||2|5|29|0||||01.58|2|1
2|1711|3|1|1|2|1|200|3|1|34980|47|015|9603.00|2|2|5|||||5|||||1|1|42|0||||03.65|2|1
2|1711|3|1|1|1|1|45|3|1|NA|47|003|9508.00|2|5|5|||||8|||||2|5|43|0||||02.12|2|1
2|1711|3|1|1|3|2|136|3|1|34980|47|111|9703.00|2|5|5|||||8|||||1|5|151|0||||NA|2|1
2|1711|3|1|1|1|2|65|3|1|NA|47|031|9709.00|2|2|3|||||5|||||1|2|83|0||||NA|2|1
2|1711|3|1|2|1|2|130|3|1|NA|47|003|9507.00|2|5|5|||||8|||||1|5|305|0||||02.65|2|1
2|1711|3|1|1|2|2|40|3|1|34980|47|169|0901.00|2|5|5|||||8|||||1|5|74|0||||NA|2|1
2|1711|3|1|1|2|1|11|3|1|NA|47|041|9202.00|2|5|5|||||8|||||2|5|22|0||||04.46|2|2
2|1711|3|1|1|3|2|60|3|1|NA|47|051|9603.00|2|5|5|||||8|||||1|5|38|0||||NA|2|1
2|1711|3|1|1|2|1|55|3|4|NA|47|051|9603.00|2|2|5|||||5|||||1|2|60|0||||NA|2|2
2|1711|3|1|2|1|1|37|3|4|34980|47|111|9702.00|2|2|5|||||5|||||2|2|90|0||||NA|2|1
2|1711|3|1|2|3|2|24|3|1|34980|47|111|9704.00|2|2|5|||||5|||||2|2|32|0||||NA|2|1
2|1711|3|1|1|1|2|50|3|1|34980|47|111|9703.00|2|5|5|||||8|||||1|5|39|0||||NA|2|1
2|1711|3|1|1|2|1|50|3|1|34980|47|189|0310.00|2|2|5|||||5|||||1|2|32|0||||03.83|2|1
2|1711|3|1|1|1|2|65|3|1|34980|47|111|9702.00|2|2|5|||||5|||||1|2|26|0||||NA|2|1
2|1711|3|1|2|1|1|107|3|3|34980|47|111|9704.00|2|2|5|||||5|||||2|1|67|0||||NA|2|1
2|1711|3|1|1|3|1|100|3|3|34980|47|111|9702.00|2|2|5|||||5|||||1|2|73|0||||NA|2|1
2|1711|3|1|2|1|2|200|3|1|34980|47|111|9704.00|2|2|5|||||5|||||1|2|103|0||||NA|2|1
2|1711|3|1|1|1|2|164|3|1|NA|47|155|0810.00|2|5|2|||||8|||||1|5|179|0||||NA|2|1
2|1711|3|1|2|1|2|40|3|1|34980|47|169|0901.00|2|5|5|||||8|||||1|5|74|0||||NA|2|1
2|1711|3|1|2|1|1|20|3|2|NA|47|041|9201.01|2|2|5|||||5|||||2|1|120|0||||NA|2|1
2|1711|3|1|1|1|1|180|3|4|34980|47|111|9703.00|2|2|5|||||5|||||1|2|80|0||||NA|2|1
2|1711|3|1|1|2|1|25|3|4|NA|47|041|9202.00|2|5|5|||||8|||||1|5|36|0||||NA|2|2
2|1711|3|1|2|1|2|35|3|1|34980|47|111|9701.00|2|5|5|||||8|||||2|5|27|0||||NA|2|1
2|1711|3|1|2|1|1|98|3|3|34980|47|111|9702.00|2|5|5|||||8|||||2|5|49|0||||NA|2|1
2|1711|3|1|1|1|2|75|3|1|34980|47|189|0305.00|2|5|5|||||8|||||1|5|121|0||||NA|2|1
2|1711|3|1|2|1|2|16|3|3|34980|47|111|9704.00|1|1|5|||||5|||||1|2|62|0||||NA|2|1
2|1711|3|1|2|1|1|175|3|3|34980|47|165|0201.02|2|2|5|||||5|||||1|2|66|0||||NA|2|1
2|1711|3|1|2|1|1|9|3|3|14540|21|003|9206.00|2|5|5|||||8|||||2|5|34|0||||NA|2|1
2|1711|3|1|1|1|2|60|3|1|14540|21|003|9204.00|2|5|5|||||8|||||1|5|54|0||||NA|2|1
2|1711|3|1|1|2|2|15|3|1|34980|47|169|0901.00|2|5|5|||||8|||||1|5|74|0||||NA|2|3
2|1711|3|1|1|1|2|49|3|1|34980|47|165|0201.02|4|5|7|||||8|||||4|5|NA|0||||NA|2|1
2|1711|3|1|1|1|2|102|3|1|NA|47|031|9708.02|2|5|5|||||8|||||1|5|16|0||||NA|2|1
2|1711|3|1|1|3|2|5|3|1|34980|47|111|9703.00|2|2|5|||||5|||||1|2|88|0||||NA|2|2
2|1711|3|1|1|3|1|60|3|3|34980|47|111|9701.00|2|5|5|||||8|||||2|5|21|0||||NA|2|1
2|1711|3|1|2|1|2|1462|3|1|NA|47|003|9504.02|2|5|5|||||8|||||2|5|401|0||||NA|2|1
```

2018
HMDA Notice
and
Modified LAR

```
2|549300W4TWSN8U8TGD72|1|31|2|1|1|325000|3|TN|47127|47127930100|2|||||5||||2|4|5||||8||||2|4|2|5|2|4|35-44|No|9999|NA|77|0|Exempt|3|1|11
2|549300W4TWSN8U8TGD72|1|1|2|2|1|45000|1|TN|47031|47031970700|2|||||2|||||1|1|5||||5||||1|1|1|2|2|1|55-64|Yes|55-64|Yes|20|0|Exempt|2|1|1
2|549300W4TWSN8U8TGD72|1|31|2|1|3|135000|1|TN|47169|47169090200|2||||5||||1|4|5||||8||||1|4|1|5|1|4|25-34|No|9999|NA|NA|0|Exempt|3|2|11
2|549300W4TWSN8U8TGD72|1|1|2|2|1|25000|1|TN|47159|47159975200|2||||2||||1|1|5||||5||||1|1|1|2|1|1|35-44|No|35-44|No|30|0|Exempt|2|1|111
2|549300W4TWSN8U8TGD72|1|1|2|1|1|65000|1|TN|47003|47003950500|2|||||5||||2|4|5||||8||||2|4|2|5|2|4|25-34|No|9999|NA|32|0|Exempt|2|1|1111
2|549300W4TWSN8U8TGD72|1|4|2|2|1|55000|1|TN|47031|47031970200|2|||||5||||2|4|5||||8||||2|4|1|5|2|4|35-44|No|9999|NA|63|0|Exempt|2|1|1111
2|549300W4TWSN8U8TGD72|1|1|2|2|1|25000|1|TN|47051|47051960202|2||||2||||2|2|5||||5||||2|2|1|2|2|2|35-44|No|45-54|No|27|0|Exempt|2|1|111
2|549300W4TWSN8U8TGD72|1|31|2|1|1|115000|1|TN|47149|47149040905|2|||||5||||2|4|5||||8||||2|4|2|5|2|4|35-44|No|9999|NA|116|0|Exempt|2|2|1
2|549300W4TWSN8U8TGD72|1|31|2|1|1|175000|1|TN|47111|47111970300|2|||||5||||1|4|5||||8||||1|4|1|5|1|4|45-54|No|9999|NA|77|0|Exempt|2|1|11
2|549300W4TWSN8U8TGD72|1|1|2|1|3|65000|2|TN|47041|47041920200|2|||||2||||2|2|5||||5||||2|2|1|1|2|2|55-64|Yes|25-34|No|104|0|Exempt|3|1|1
2|549300W4TWSN8U8TGD72|1|1|2|2|3|55000|1|TN|47111|47111970200|2|||||5||||2|4|5||||8||||2|4|1|5|2|4|45-54|No|9999|NA|95|0|Exempt|3|1|1111
2|549300W4TWSN8U8TGD72|1|2|2|1|3|55000|1|TN|47111|47111970200|2||||5||||1|4|5||||8||||1|4|1|5|1|4|55-64|Yes|9999|NA|74|0|Exempt|3|1|111
2|549300W4TWSN8U8TGD72|1|31|2|1|3|155000|1|KY|21227|21227011401|2|||||2||||1|1|5||||5||||1|1|1|2|1|1|>74|Yes|>74|Yes|86|0|Exempt|3|1|111
2|549300W4TWSN8U8TGD72|1|1|2|1|3|135000|1|TN|47111|47111970400|2|||||5||||1|4|5||||8||||1|4|1|5|1|4|<25|No|9999|NA|66|0|Exempt|3|1|1111|
2|549300W4TWSN8U8TGD72|1|1|2|1|3|215000|1|TN|47189|47189030500|2|||||5||||1|4|5||||8||||1|4|1|5|1|4|65-74|Yes|9999|NA|414|0|Exempt|3|1|1
2|549300W4TWSN8U8TGD72|1|1|2|1|3|115000|1|TN|47111|47111970300|2||||2||||1|1|5||||5||||1|1|1|2|1|1|55-64|No|55-64|No|186|0|Exempt|3|2|1
2|549300W4TWSN8U8TGD72|1|1|2|1|3|115000|1|TN|47111|47111970300|2|||||2||||2|2|5||||5||||2|2|1|2|2|2|35-44|No|35-44|No|264|0|Exempt|3|1|1
2|549300W4TWSN8U8TGD72|1|1|2|2|1|85000|1|TN|47169|47169090100|2|||||2||||1|1|5||||5||||1|1|1|2|1|1|25-34|No|25-34|No|65|0|Exempt|2|1|111
2|549300W4TWSN8U8TGD72|1|31|2|1|1|65000|1|TN|47031|47031970801|2|||||5||||2|4|5||||8||||2|4|2|5|2|4|55-64|No|9999|NA|62|0|Exempt|2|1|111
2|549300W4TWSN8U8TGD72|1|1|2|2|1|115000|2|TN|47111|47111970200|2|||||2||||1|1|5||||5||||1|1|1|2|1|1|55-64|No|65-74|Yes|52|0|Exempt|3|1|1
2|549300W4TWSN8U8TGD72|1|1|2|2|1|25000|1|TN|47111|47111970400|2|||||5||||2|4|5||||8||||2|4|2|5|2|4|45-54|No|9999|NA|71|0|Exempt|2|1|1111
2|549300W4TWSN8U8TGD72|1|1|2|1|1|305000|1|TN|47111|47111970200|2|||||2||||1|1|5||||5||||1|1|1|2|1|1|55-64|No|55-64|No|206|0|Exempt|2|1|1
2|549300W4TWSN8U8TGD72|1|1|2|1|1|445000|1|TN|47189|47189030500|2|||||2||||1|1|5||||5||||1|1|1|2|1|1|55-64|No|45-54|No|259|0|Exempt|2|1|1
2|549300W4TWSN8U8TGD72|1|31|2|1|1|135000|1|TN|47003|47003950100|2|||||5||||2|4|5||||8||||2|4|1|5|2|4|55-64|No|9999|NA|80|0|Exempt|2|1|11
2|549300W4TWSN8U8TGD72|1|1|2|1|1|75000|4|TN|47127|47127930100|2|||||5||||2|4|5||||8||||2|4|2|5|2|4|35-44|No|9999|NA|48|0|Exempt|3|1|1111
2|549300W4TWSN8U8TGD72|1|31|2|1|1|75000|4|TN|47051|47051960201|2|||||5||||2|4|5||||8||||2|4|1|5|2|4|>74|Yes|9999|NA|71|0|Exempt|3|1|1111
2|549300W4TWSN8U8TGD72|1|1|2|1|1|365000|1|TN|47111|47111970200|2|||||5||||1|4|5||||8||||1|4|1|5|1|4|45-54|No|9999|NA|204|0|Exempt|2|1|11
2|549300W4TWSN8U8TGD72|1|1|2|1|3|55000|1|TN|47003|47003950800|2|||||5||||2|4|5||||8||||2|4|1|5|2|4|25-34|No|9999|NA|33|0|Exempt|3|1|1111
2|549300W4TWSN8U8TGD72|1|1|2|1|3|105000|1|TN|47149|47149042100|2|||||5||||2|4|5||||8||||2|4|1|5|2|4|35-44|No|9999|NA|61|0|Exempt|3|1|111
2|549300W4TWSN8U8TGD72|1|1|2|1|1|135000|1|TN|47141|47141001000|2|||||2||||2|2|5||||5||||2|2|1|2|2|2|45-54|No|45-54|No|102|0|Exempt|2|1|1
2|549300W4TWSN8U8TGD72|1|31|2|2|1|55000|1|TN|47111|47111970200|2|||||2||||2|2|5||||5||||2|2|1|2|2|2|35-44|No|35-44|No|50|0|Exempt|2|1|11
2|549300W4TWSN8U8TGD72|1|1|2|1|1|85000|1|TN|47041|47041920300|2|||||2||||2|2|5||||5||||2|2|1|2|2|2|45-54|No|45-54|No|53|0|Exempt|2|1|111
2|549300W4TWSN8U8TGD72|1|1|2|1|1|65000|1|TN|47111|47111970200|1|||||5||||1|4|5||||8||||1|4|2|5|1|4|<25|No|9999|NA|26|0|Exempt|2|1|1111|1
2|549300W4TWSN8U8TGD72|1|31|2|2|1|65000|1|TN|47027|47027955000|2|||||2||||2|2|5||||5||||2|2|1|2|2|2|45-54|No|45-54|No|90|0|Exempt|2|1|11
2|549300W4TWSN8U8TGD72|1|2|2|2|1|45000|1|TN|47041|47041920300|2|||||5||||2|4|5||||8||||2|4|1|5|2|4|45-54|No|9999|NA|36|0|Exempt|2|1|1111
2|549300W4TWSN8U8TGD72|1|1|2|1|3|65000|1|TN|47103|47103975601|2|||||2||||2|2|3||||5||||2|2|1|2|2|2|35-44|No|35-44|No|84|0|Exempt|3|1|111
2|549300W4TWSN8U8TGD72|1|1|2|1|1|215000|1|TN|47041|47041920300|2|||||5||||2|4|5||||8||||2|4|2|5|2|4|55-64|Yes|9999|NA|80|0|Exempt|2|1|11
2|549300W4TWSN8U8TGD72|1|31|2|1|1|45000|1|TN|47111|47111970300|2|||||2||||2|2|5||||5||||2|2|1|2|2|2|45-54|No|45-54|No|149|0|Exempt|2|2|1
2|549300W4TWSN8U8TGD72|1|1|2|1|1|85000|1|TN|47111|47111970200|2|||||2||||1|1|5||||5||||1|1|1|2|1|1|35-44|No|25-34|No|83|0|Exempt|2|1|111
2|549300W4TWSN8U8TGD72|1|1|2|1|3|65000|1|TN|47111|47111970400|2|||||5||||1|4|5||||8||||1|4|1|5|1|4|55-64|No|9999|NA|52|0|Exempt|3|1|1111
2|549300W4TWSN8U8TGD72|1|1|2|2|1|25000|4|TN|47111|47111970300|2|||||5||||2|4|5||||8||||2|4|2|5|2|4|<25|No|9999|NA|20|0|Exempt|3|1|1111|1
2|549300W4TWSN8U8TGD72|1|4|2|1|1|35000|1|TN|47041|47041920300|2|||||2||||2|2|5||||5||||2|2|1|2|2|2|65-74|Yes|65-74|Yes|68|0|Exempt|2|2|1
2|549300W4TWSN8U8TGD72|1|31|2|1|3|125000|1|TN|47165|47165020102|2|||||2||||2|2|5||||5||||2|2|1|2|2|2|55-64|No|55-64|No|85|0|Exempt|3|1|1
2|549300W4TWSN8U8TGD72|1|1|2|1|3|125000|1|TN|47189|47189030303|2|||||5||||2|4|5||||8||||2|4|1|5|2|4|45-54|No|9999|NA|1075|0|Exempt|3|1|1
2|549300W4TWSN8U8TGD72|1|1|2|1|3|85000|1|TN|47031|47031971000|2|||||2||||2|2|5||||5||||2|2|1|2|2|2|45-54|No|45-54|No|87|0|Exempt|3|1|111
2|549300W4TWSN8U8TGD72|1|1|2|2|1|45000|1|TN|47087|47087960400|2|||||5||||2|4|5||||8||||2|4|1|5|2|4|65-74|Yes|9999|NA|56|0|Exempt|2|1|111
2|549300W4TWSN8U8TGD72|1|1|2|1|3|95000|1|TN|47165|47165020300|2|||||2||||2|2|5||||5||||2|2|1|2|2|2|55-64|Yes|55-64|No|28|0|Exempt|3|1|11
2|549300W4TWSN8U8TGD72|1|1|2|2|1|25000|1|TN|47159|47159975200|2|||||5||||1|4|5||||8||||1|4|1|5|1|4|55-64|No|9999|NA|35|0|Exempt|2|1|1111
2|549300W4TWSN8U8TGD72|1|1|2|1|3|225000|1|TN|47189|47189030102|4|||||5||||3|4|7||||8||||3|4|4|5|3|4|8888|NA|9999|NA|NA|0|Exempt|3|1|1111
2|549300W4TWSN8U8TGD72|1|1|2|1|1|85000|1|TN|47003|47003950401|2|||||5||||2|4|5||||8||||2|4|1|5|2|4|25-34|No|9999|NA|NA|0|Exempt|3|1|1111
2|549300W4TWSN8U8TGD72|1|31|2|1|1|35000|3|TN|47031|47031970900|2|||||5||||2|4|5||||8||||2|4|1|5|2|4|35-44|No|9999|NA|44|0|Exempt|3|1|111
2|549300W4TWSN8U8TGD72|1|1|2|1|1|45000|4|TN|47003|47003950600|2|||||2||||2|2|5||||5||||2|2|1|2|2|2|55-64|No|45-54|No|59|0|Exempt|3|1|111
2|549300W4TWSN8U8TGD72|1|1|2|1|3|45000|1|TN|47111|47111970300|2|||||2||||1|1|5||||5||||1|2|1|2|1|1|55-64|Yes|55-64|Yes|44|0|Exempt|3|2|1
2|549300W4TWSN8U8TGD72|1|31|2|1|3|65000|1|TN|47111|47111970400|4|||||5||||3|4|7||||8||||3|4|4|5|3|4|8888|NA|9999|NA|NA|0|Exempt|3|1|1111
2|549300W4TWSN8U8TGD72|1|31|2|2|3|115000|1|TN|47111|47111970400|4|||||5||||3|4|7||||8||||3|4|4|5|3|4|8888|NA|9999|NA|NA|0|Exempt|3|1|111
2|549300W4TWSN8U8TGD72|1|31|2|1|3|95000|1|TN|47037|47037011300|2|||||5||||2|4|5||||8||||2|4|1|5|2|4|45-54|No|9999|NA|1346|0|Exempt|3|1|1
2|549300W4TWSN8U8TGD72|1|31|2|1|3|325000|1|TN|47165|47165020800|2|||||5||||2|4|5||||8||||2|4|1|5|2|4|55-64|No|9999|NA|294|0|Exempt|3|1|1
2|549300W4TWSN8U8TGD72|1|31|2|1|1|95000|1|TN|47127|47127930100|2|||||2||||2|2|5||||5||||2|2|1|2|2|2|25-34|No|25-34|No|50|0|Exempt|2|1|11
2|549300W4TWSN8U8TGD72|1|1|2|1|1|65000|3|TN|47003|47003950500|2|||||5||||2|4|5||||8||||2|4|1|5|2|4|45-54|No|9999|NA|52|0|Exempt|3|1|1111
2|549300W4TWSN8U8TGD72|1|31|2|2|1|35000|4|TN|47041|47041920102|2|||||2||||2|2|5||||5||||2|2|2|1|2|2|65-74|Yes|45-54|No|35|0|Exempt|3|1|1
2|549300W4TWSN8U8TGD72|1|1|2|2|1|95000|1|TN|47165|47165021005|2|||||5||||2|4|5||||8||||2|4|1|5|2|4|45-54|No|9999|NA|61|0|Exempt|2|1|1111
2|549300W4TWSN8U8TGD72|1|1|2|2|1|95000|1|TN|47165|47165020602|2|||||2||||2|2|5||||5||||2|2|1|2|2|2|55-64|No|45-54|No|95|0|Exempt|2|1|111
2|549300W4TWSN8U8TGD72|1|1|2|1|3|85000|1|TN|47103|47103975601|2|||||2||||1|1|3||||5||||1|1|1|2|1|1|35-44|No|35-44|No|84|0|Exempt|3|1|111
2|549300W4TWSN8U8TGD72|1|1|2|1|1|145000|1|TN|47111|47111970100|2|||||2||||1|1|5||||5||||1|1|1|2|1|1|<25|No|<25|No|60|0|Exempt|2|1|1111|1
2|549300W4TWSN8U8TGD72|1|31|2|1|1|85000|1|TN|47111|47111970100|2|||||2||||2|2|5||||5||||2|2|1|2|2|2|55-64|Yes|45-54|No|27|0|Exempt|2|1|1
2|549300W4TWSN8U8TGD72|1|1|2|2|1|65000|4|TN|47041|47041920102|2|||||5||||2|4|5||||8||||2|4|2|5|2|4|55-64|No|9999|NA|23|0|Exempt|3|1|1111
2|549300W4TWSN8U8TGD72|1|2|2|1|1|75000|1|TN|47169|47169090100|2|||||5||||2|4|5||||8||||2|4|2|5|2|4|35-44|No|9999|NA|32|0|Exempt|2|1|1111
2|549300W4TWSN8U8TGD72|1|31|2|1|1|35000|1|KY|21003|21003920500|2|||||5||||1|4|5||||8||||1|4|2|5|1|4|45-54|No|9999|NA|46|0|Exempt|2|1|1111
2|549300W4TWSN8U8TGD72|1|1|2|2|1|45000|1|TN|47177|47177930300|2|||||5||||1|4|5||||8||||1|4|1|5|1|4|55-64|No|9999|NA|46|0|Exempt|2|1|1111
2|549300W4TWSN8U8TGD72|1|1|2|1|3|75000|1|TN|47165|47165020208|2|||||5||||1|4|5||||8||||1|4|2|5|1|4|65-74|Yes|9999|NA|NA|0|Exempt|3|1|111
2|549300W4TWSN8U8TGD72|1|31|2|1|1|65000|1|TN|47111|47111970300|2|||||2||||1|1|5||||5||||1|1|1|2|1|1|55-64|No|65-74|Yes|72|0|Exempt|2|1|1
2|549300W4TWSN8U8TGD72|1|1|2|1|3|85000|1|TN|47111|47111970300|2|||||2||||2|2|5||||5||||2|2|1|2|2|2|35-44|No|35-44|No|264|0|Exempt|3|1|11
2|549300W4TWSN8U8TGD72|1|1|2|1|3|105000|1|TN|47051|47051960600|2|||||5||||2|4|5||||8||||2|4|1|5|2|4|25-34|No|9999|NA|77|0|Exempt|3|1|111
2|549300W4TWSN8U8TGD72|1|31|2|1|1|25000|1|KY|21003|21003920400|2|||||5||||2|4|5||||8||||2|4|2|5|2|4|55-64|Yes|9999|NA|40|0|Exempt|2|1|11
2|549300W4TWSN8U8TGD72|1|1|2|1|3|85000|1|TN|47031|47031970801|2|||||5||||1|4|5||||8||||1|4|2|5|1|4|65-74|Yes|9999|NA|54|0|Exempt|3|1|111
2|549300W4TWSN8U8TGD72|1|31|2|1|3|25000|1|TN|47031|47031971000|2|||||5||||1|4|5||||8||||1|4|1|5|1|4|55-64|Yes|9999|NA|43|0|Exempt|3|1|11
2|549300W4TWSN8U8TGD72|1|31|2|1|1|105000|1|TN|47111|47111970200|2|||||2||||1|1|5||||5||||1|1|1|2|1|1|35-44|No|35-44|No|35|0|Exempt|2|1|1
2|549300W4TWSN8U8TGD72|1|4|2|1|1|25000|1|TN|47003|47003950600|2|||||2||||2|2|5||||5||||2|2|1|2|2|2|25-34|No|25-34|No|81|0|Exempt|2|1|111
2|549300W4TWSN8U8TGD72|1|1|2|1|3|35000|1|TN|47027|47027955100|1|11|||||1|11||||2|2|5||||5||||2|2|1|2|2|2|45-54|No|45-54|No|80|0|Exempt|3|1
2|549300W4TWSN8U8TGD72|1|1|2|1|3|205000|1|TN|47165|47165021205|2|||||2||||2|2|5||||5||||2|2|1|2|2|2|55-64|Yes|55-64|No|77|0|Exempt|3|1|1
2|549300W4TWSN8U8TGD72|1|1|2|1|3|45000|1|TN|47111|47111970100|2|||||2||||2|2|5||||5||||2|2|1|2|2|2|35-44|No|35-44|No|205|0|Exempt|3|1|11
2|549300W4TWSN8U8TGD72|1|1|2|1|3|155000|4|TN|47189|47189030102|3|||||5||||3|4|6||||8||||3|4|3|5|3|4|8888|NA|9999|NA|37|0|Exempt|3|1|1111
2|549300W4TWSN8U8TGD72|1|1|2|2|1|85000|1|TN|47189|47189030101|2|||||2||||2|2|5||||5||||2|2|1|2|2|2|>74|Yes|65-74|Yes|46|0|Exempt|2|1|111
2|549300W4TWSN8U8TGD72|1|1|2|2|1|95000|3|TN|47165|47165020601|2|||||5||||2|4|5||||8||||2|4|1|5|2|4|55-64|No|9999|NA|52|0|Exempt|3|1|1111
2|549300W4TWSN8U8TGD72|1|1|2|1|3|25000|4|TN|47041|47041920200|2|||||5||||2|4|5||||8||||2|4|1|5|2|4|<25|No|9999|NA|112|0|Exempt|3|1|1111|
2|549300W4TWSN8U8TGD72|1|1|2|2|1|55000|3|TN|47051|47051960202|2|||||2||||2|2|5||||5||||2|2|1|2|2|2|55-64|No|65-74|Yes|32|0|Exempt|3|1|11
2|549300W4TWSN8U8TGD72|1|1|2|1|3|45000|4|TN|47111|47111970200|2|||||2||||2|2|5||||5||||2|2|1|2|2|2|55-64|Yes|45-54|No|75|0|Exempt|3|1|11
2|549300W4TWSN8U8TGD72|1|1|2|1|1|115000|4|TN|47027|47027955100|2|||||5||||2|4|5||||8||||2|4|1|5|2|4|25-34|No|9999|NA|44|0|Exempt|3|1|111
2|549300W4TWSN8U8TGD72|1|31|2|1|3|205000|1|TN|47149|47149040102|2|||||5||||2|4|5||||8||||2|4|1|5|2|4|55-64|Yes|9999|NA|244|0|Exempt|3|1|
2|549300W4TWSN8U8TGD72|1|1|2|2|1|165000|1|TN|47165|47165020603|2|||||2||||2|2|5||||5||||2|2|1|2|2|2|35-44|No|45-54|No|57|0|Exempt|2|1|11
2|549300W4TWSN8U8TGD72|1|1|2|1|1|55000|1|TN|47111|47111970300|2|||||5||||2|4|5||||8||||2|4|2|5|2|4|45-54|No|9999|NA|31|0|Exempt|2|1|1111
2|549300W4TWSN8U8TGD72|1|1|2|1|3|105000|1|TN|47087|47087960300|2|||||2||||1|1|5||||5||||1|1|1|2|1|1|25-34|No|25-34|No|235|0|Exempt|3|1|1
2|549300W4TWSN8U8TGD72|1|31|2|1|1|45000|1|TN|47111|47111970400|2|||||2||||2|2|5||||5||||2|2|1|2|2|2|25-34|No|<25|No|53|0|Exempt|2|1|1111
2|549300W4TWSN8U8TGD72|1|2|2|1|1|25000|1|TN|47111|47111970400|2|||||5||||2|4|5||||8||||2|4|1|5|2|4|45-54|No|9999|NA|31|0|Exempt|2|1|1111
2|549300W4TWSN8U8TGD72|1|4|2|1|1|35000|1|TN|47111|47111970200|2|||||2||||2|2|5||||5||||2|2|2|2|2|2|35-44|No|45-54|No|36|0|Exempt|2|1|111
2|549300W4TWSN8U8TGD72|1|2|2|1|1|15000|1|TN|47111|47111970300|2|||||5||||1|4|5||||8||||1|4|1|5|1|4|25-34|No|9999|NA|21|0|Exempt|2|1|1111
2|549300W4TWSN8U8TGD72|1|4|2|1|1|55000|1|TN|47111|47111970300|2|||||2||||1|1|5||||5||||1|1|1|2|1|1|55-64|Yes|55-64|No|38|0|Exempt|2|2|11
2|549300W4TWSN8U8TGD72|1|31|2|1|1|15000|3|TN|47111|47111970300|2|||||5||||1|4|5||||8||||1|4|2|5|1|4|45-54|No|9999|NA|22|0|Exempt|3|1|111
2|549300W4TWSN8U8TGD72|1|1|2|1|3|65000|1|TN|47051|47051960100|2|||||5||||1|4|5||||8||||1|4|1|5|1|4|45-54|No|9999|NA|115|0|Exempt|3|1|111
```

2|549300W4TWSN8U8TGD72|1|1|2|1|3|185000|1|TN|47111|47111970400|2|||||5||||2|4|5||||8||||2|4|1|5|2|4|45-54|No|9999|NA|174|0|Exempt|3|1|11
2|549300W4TWSN8U8TGD72|1|2|2|2|1|55000|3|KY|21003|21003920600|2|||||5||||2|4|5||||8||||2|4|1|5|2|4|25-34|No|9999|NA|41|0|Exempt|3|1|1111
2|549300W4TWSN8U8TGD72|1|1|2|1|1|65000|4|TN|47015|47015960100|2|||||2||||1|1|5||||5||||1|1|1|2|1|1|55-64|No|55-64|No|60|0|Exempt|3|1|111
2|549300W4TWSN8U8TGD72|1|1|2|1|3|155000|1|TN|47165|47165020101|4|||||5||||3|4|7||||8||||3|4|4|5|3|4|8888|NA|9999|NA|NA|0|Exempt|3|1|1111
2|549300W4TWSN8U8TGD72|1|31|2|1|1|215000|4|TN|47051|47051960201|2|||||2||||2|2|5||||5||||2|2|1|2|2|2|45-54|No|35-44|No|75|0|Exempt|3|1|1
2|549300W4TWSN8U8TGD72|1|31|2|1|1|15000|1|TN|47103|47103975500|2|||||2||||2|2|5||||5||||2|2|1|2|2|2|35-44|No|35-44|No|58|0|Exempt|2|1|11
2|549300W4TWSN8U8TGD72|1|31|2|2|1|45000|3|TN|47031|47031970802|2|||||5||||2|4|5||||8||||2|4|1|5|2|4|35-44|No|9999|NA|40|0|Exempt|3|1|111
2|549300W4TWSN8U8TGD72|1|31|2|1|1|75000|4|TN|47003|47003950300|2|||||5||||2|4|5||||8||||2|4|1|5|2|4|45-54|No|9999|NA|36|0|Exempt|3|1|111
2|549300W4TWSN8U8TGD72|1|2|2|2|1|15000|3|KY|21003|21003920600|2|||||5||||2|4|5||||8||||2|4|1|5|2|4|35-44|No|9999|NA|48|0|Exempt|3|1|1111
2|549300W4TWSN8U8TGD72|1|1|2|1|1|485000|1|TN|47189|47189030304|2|||||5||||2|4|5||||8||||2|4|2|5|2|4|55-64|No|9999|NA|219|0|Exempt|2|1|11
2|549300W4TWSN8U8TGD72|1|31|2|2|1|55000|1|TN|47041|47041920300|2|||||2||||2|2|5||||5||||2|2|1|2|2|2|35-44|No|35-44|No|68|0|Exempt|2|1|11
2|549300W4TWSN8U8TGD72|1|1|2|1|3|65000|4|TN|47041|47041920200|2|||||2||||2|2|5||||5||||2|2|2|1|2|2|45-54|No|45-54|No|42|0|Exempt|3|2|111
2|549300W4TWSN8U8TGD72|1|1|2|1|1|125000|1|TN|47031|47031971000|2|||||2||||2|2|5||||5||||2|2|1|2|2|2|55-64|No|45-54|No|79|0|Exempt|2|1|11
2|549300W4TWSN8U8TGD72|1|1|2|1|1|115000|1|TN|47111|47111970200|2|||||2||||2|2|5||||5||||2|2|1|2|2|2|55-64|No|55-64|No|62|0|Exempt|2|1|11
2|549300W4TWSN8U8TGD72|1|1|2|2|1|145000|1|TN|47189|47189031000|2|||||2||||2|2|5||||5||||2|2|2|1|2|2|55-64|No|55-64|Yes|84|0|Exempt|2|1|1
2|549300W4TWSN8U8TGD72|1|31|2|1|3|25000|1|TN|47111|47111970200|2|||||5||||1|4|5||||8||||1|4|1|5|1|4|55-64|Yes|9999|NA|74|0|Exempt|3|1|11
2|549300W4TWSN8U8TGD72|1|1|2|1|3|185000|1|TN|47003|47003950401|2|||||2||||2|2|5||||5||||2|2|1|2|2|2|55-64|Yes|65-74|Yes|66|0|Exempt|3|1|
2|549300W4TWSN8U8TGD72|1|4|2|2|1|45000|3|TN|47165|47165020206|2|||||2||||2|2|5||||5||||2|2|1|2|2|2|55-64|Yes|55-64|No|95|0|Exempt|3|2|11
2|549300W4TWSN8U8TGD72|1|4|2|2|1|35000|1|TN|47061|47061955300|2|||||2||||2|2|5||||5||||2|2|1|2|2|2|55-64|No|45-54|No|30|0|Exempt|2|1|111
2|549300W4TWSN8U8TGD72|1|1|2|1|3|105000|1|TN|47111|47111970300|2|||||2||||1|1|5||||5||||1|1|1|2|1|1|35-44|No|35-44|No|113|0|Exempt|3|1|1
2|549300W4TWSN8U8TGD72|1|4|2|1|1|35000|1|TN|47003|47003950800|2|||||5||||2|4|5||||8||||2|4|2|5|2|4|55-64|No|9999|NA|58|0|Exempt|2|2|1111
2|549300W4TWSN8U8TGD72|1|31|2|2|3|35000|2|TN|47031|47031970802|2|||||2||||2|2|5||||5||||2|2|1|2|2|2|45-54|No|45-54|No|10|0|Exempt|3|1|11
2|549300W4TWSN8U8TGD72|1|31|2|1|3|65000|1|TN|47111|47111970100|2|||||5||||1|4|5||||8||||1|4|1|5|1|4|55-64|No|9999|NA|38|0|Exempt|3|1|111
2|549300W4TWSN8U8TGD72|1|1|2|2|3|205000|1|TN|47111|47111970200|2|||||5||||1|4|5||||8||||1|4|1|5|1|4|65-74|Yes|9999|NA|269|0|Exempt|3|1|1
2|549300W4TWSN8U8TGD72|1|1|2|1|3|155000|1|TN|47027|47027955000|2|||||5||||2|4|5||||8||||2|4|1|5|2|4|35-44|No|9999|NA|42|0|Exempt|3|1|111
2|549300W4TWSN8U8TGD72|1|1|2|1|3|75000|1|TN|47165|47165020208|2|||||2||||1|1|5||||5||||1|1|1|2|1|1|65-74|Yes|55-64|No|28|0|Exempt|3|1|11
2|549300W4TWSN8U8TGD72|1|31|2|1|1|105000|1|TN|47051|47051960201|2|||||2||||2|2|5||||5||||2|2|1|2|2|2|35-44|No|25-34|No|143|0|Exempt|2|1|
2|549300W4TWSN8U8TGD72|1|1|2|1|1|65000|2|KY|21003|21003920500|2|||||2||||2|2|5||||5||||2|2|1|2|2|2|<25|No|<25|No|30|0|Exempt|3|1|1111|11
2|549300W4TWSN8U8TGD72|1|31|2|1|1|95000|1|TN|47111|47111970400|2|||||2||||2|2|5||||5||||2|2|1|2|2|2|35-44|No|25-34|No|113|0|Exempt|2|1|1
2|549300W4TWSN8U8TGD72|1|31|2|1|3|55000|2|TN|47041|47041920300|2|||||5||||2|4|5||||8||||2|4|2|5|2|4|45-54|No|9999|NA|126|0|Exempt|3|1|11
2|549300W4TWSN8U8TGD72|1|1|2|2|3|105000|1|TN|47111|47111970300|2|||||5||||2|4|5||||8||||2|4|1|5|2|4|25-34|No|9999|NA|50|0|Exempt|3|1|111
2|549300W4TWSN8U8TGD72|1|1|2|1|3|425000|1|TN|47111|47111970300|2|||||2||||2|2|5||||5||||2|2|1|2|2|2|35-44|No|35-44|No|104|0|Exempt|3|1|1
2|549300W4TWSN8U8TGD72|1|31|2|1|1|85000|4|TN|47041|47041920300|2|||||5||||2|4|5||||8||||2|4|1|5|2|4|45-54|No|9999|NA|36|0|Exempt|3|1|111
2|549300W4TWSN8U8TGD72|1|1|2|1|1|155000|1|TN|47031|47031970802|2|||||5||||2|4|5||||8||||2|4|2|5|2|4|55-64|No|9999|NA|68|0|Exempt|2|1|111
2|549300W4TWSN8U8TGD72|1|1|2|1|3|45000|4|TN|47037|47037010802|2|||||2||||2|2|5||||5||||2|2|1|2|2|2|55-64|No|45-54|No|75|0|Exempt|3|1|111
2|549300W4TWSN8U8TGD72|1|1|2|1|3|35000|1|TN|47111|47111970100|1|||||5||||1|4|5||||8||||1|4|1|5|1|4|35-44|No|9999|NA|25|0|Exempt|3|1|1111
2|549300W4TWSN8U8TGD72|1|31|2|1|1|55000|3|TN|47111|47111970300|2|||||2||||1|1|5||||5||||1|1|1|2|1|1|25-34|No|25-34|No|49|0|Exempt|3|1|11
2|549300W4TWSN8U8TGD72|1|31|2|1|1|25000|4|TN|47165|47165020403|2|||||5||||2|4|5||||8||||2|4|2|5|2|4|55-64|No|9999|NA|46|0|Exempt|3|1|111
2|549300W4TWSN8U8TGD72|1|31|2|1|3|375000|1|TN|47189|47189030402|2|||||5||||2|4|5||||8||||2|4|2|5|2|4|55-64|Yes|9999|NA|47|0|Exempt|3|1|1
2|549300W4TWSN8U8TGD72|1|1|2|2|3|125000|1|TN|47165|47165020208|2|||||5||||2|4|5||||8||||2|4|1|5|2|4|45-54|No|9999|NA|57|0|Exempt|3|1|111
2|549300W4TWSN8U8TGD72|1|4|2|2|1|25000|1|TN|47111|47111970400|2|||||5||||2|4|5||||8||||2|4|2|5|2|4|55-64|No|9999|NA|47|0|Exempt|2|1|1111
2|549300W4TWSN8U8TGD72|1|1|2|1|3|115000|1|TN|47165|47165020602|2|||||2||||1|1|5||||5||||1|1|1|2|1|1|55-64|Yes|65-74|Yes|142|0|Exempt|3|1
2|549300W4TWSN8U8TGD72|1|1|2|2|3|95000|1|TN|47165|47165020300|2|||||5||||1|4|5||||8||||1|4|2|5|1|4|65-74|Yes|9999|NA|NA|0|Exempt|3|1|111
2|549300W4TWSN8U8TGD72|1|31|2|2|1|65000|1|TN|47003|47003950500|2|||||2||||2|2|5||||5||||2|2|1|2|2|2|55-64|No|45-54|No|70|0|Exempt|2|1|11
2|549300W4TWSN8U8TGD72|1|1|2|1|1|185000|1|TN|47111|47111970100|2|||||2||||1|1|5||||5||||1|1|1|2|1|1|35-44|No|25-34|No|72|0|Exempt|2|1|11
2|549300W4TWSN8U8TGD72|1|31|2|1|1|105000|3|TN|47111|47111970100|2|||||2||||1|1|5||||5||||1|1|1|2|1|1|65-74|Yes|65-74|Yes|75|0|Exempt|3|1
2|549300W4TWSN8U8TGD72|1|31|2|1|1|35000|1|KY|21171|21171930200|2|||||2||||1|1|5||||5||||1|1|1|2|1|1|65-74|Yes|25|0|Exempt|2|1|
2|549300W4TWSN8U8TGD72|1|31|2|1|3|55000|1|TN|47031|47031970802|2|||||2||||1|1|5||||5||||1|1|1|2|1|1|45-54|No|45-54|No|245|0|Exempt|3|1|1
2|549300W4TWSN8U8TGD72|1|1|2|2|1|135000|1|TN|47027|47027955000|2|||||2||||2|2|5||||5||||2|2|1|2|2|2|55-64|Yes|55-64|No|137|0|Exempt|2|1|
2|549300W4TWSN8U8TGD72|1|1|2|1|3|85000|1|TN|47111|47111970300|4|||||5||||3|4|7||||8||||3|4|4|5|3|4|8888|NA|9999|NA|NA|0|Exempt|3|1|1111|
2|549300W4TWSN8U8TGD72|1|31|2|1|1|55000|1|TN|47165|47165020102|2|||||5||||2|4|5||||8||||2|4|1|5|2|4|55-64|Yes|9999|NA|24|0|Exempt|2|1|11
2|549300W4TWSN8U8TGD72|1|1|2|2|1|25000|3|FL|12101|12101030905|2|||||2||||2|2|5||||5||||2|2|1|2|2|2|65-74|Yes|55-64|Yes|28|0|Exempt|3|1|1
2|549300W4TWSN8U8TGD72|1|4|2|1|1|35000|1|TN|47111|47111970200|2|||||2||||2|2|5||||5||||2|2|1|2|2|2|65-74|Yes|65-74|Yes|19|0|Exempt|2|1|1
2|549300W4TWSN8U8TGD72|1|1|2|1|3|55000|4|TN|47111|47111970300|2|||||2||||2|2|5||||5||||2|2|1|2|2|2|55-64|No|55-64|Yes|158|0|Exempt|3|1|1
2|549300W4TWSN8U8TGD72|1|31|2|1|1|55000|1|TN|47031|47031970700|2|||||5||||2|4|5||||8||||2|4|2|5|2|4|35-44|No|9999|NA|38|0|Exempt|2|1|111
2|549300W4TWSN8U8TGD72|1|1|2|2|3|245000|1|TN|47111|47111970400|4|||||5||||3|4|7||||8||||3|4|4|5|3|4|8888|NA|9999|NA|NA|0|Exempt|3|1|1111
2|549300W4TWSN8U8TGD72|1|1|2|2|1|25000|1|TN|47111|47111970300|2|||||5||||2|4|5||||8||||2|4|2|5|2|4|55-64|No|9999|NA|18|0|Exempt|2|1|1111
2|549300W4TWSN8U8TGD72|1|31|2|2|1|45000|1|KY|21003|21003920400|2|||||5||||2|4|5||||8||||2|4|2|5|2|4|55-64|No|9999|NA|17|0|Exempt|2|1|111
2|549300W4TWSN8U8TGD72|1|31|2|2|1|15000|1|TN|47111|47111970300|2|||||5||||1|4|5||||8||||1|4|1|5|1|4|65-74|Yes|9999|NA|17|0|Exempt|2|1|11
2|549300W4TWSN8U8TGD72|1|4|2|2|1|15000|1|TN|47111|47111970400|2|||||2||||2|2|5||||5||||2|2|1|2|2|2|45-54|No|45-54|No|46|0|Exempt|2|1|111
2|549300W4TWSN8U8TGD72|1|4|2|1|1|25000|1|TN|47165|47165020102|2|||||5||||2|4|5||||8||||2|4|2|5|2|4|45-54|No|9999|NA|54|0|Exempt|2|2|1111
2|549300W4TWSN8U8TGD72|1|1|2|2|1|35000|1|TN|47159|47159975200|2|||||2||||1|1|5||||5||||1|1|1|2|1|1|55-64|No|55-64|No|30|0|Exempt|2|1|111
2|549300W4TWSN8U8TGD72|1|4|2|2|1|15000|1|TN|47111|47111970200|2|||||5||||2|4|5||||8||||2|4|2|5|2|4|35-44|No|9999|NA|26|0|Exempt|2|1|1111
2|549300W4TWSN8U8TGD72|1|31|2|1|1|125000|1|TN|47165|47165020102|2|||||2||||1|1|5||||5||||1|1|1|2|1|1|45-54|No|45-54|No|NA|0|Exempt|3|1|1
2|549300W4TWSN8U8TGD72|1|1|2|1|1|235000|1|TN|47127|47127930100|2|||||5||||2|4|2||||8||||2|4|1|5|2|4|35-44|No|9999|NA|65|0|Exempt|2|1|111
2|549300W4TWSN8U8TGD72|1|31|2|2|1|75000|3|TN|47165|47165020602|2|||||2||||2|2|5||||5||||2|2|1|2|2|2|55-64|No|55-64|No|37|0|Exempt|3|1|11
2|549300W4TWSN8U8TGD72|1|1|2|1|1|165000|4|TN|47003|47003950100|2|||||2||||2|2|5||||5||||2|2|1|2|2|2|25-34|No|25-34|No|49|0|Exempt|3|1|11
2|549300W4TWSN8U8TGD72|1|1|2|2|2|155000|4|TN|47061|47061955300|2|||||2||||2|2|5||||5||||2|2|1|2|2|2|45-54|No|45-54|No|92|0|Exempt|3|1|11
2|549300W4TWSN8U8TGD72|1|1|2|2|3|105000|1|TN|47189|47189030101|2|||||2||||1|1|5||||5||||1|1|1|2|1|1|45-54|No|35-44|No|45|0|Exempt|3|1|11
2|549300W4TWSN8U8TGD72|1|1|2|1|3|55000|1|TN|47041|47041920101|2|||||5||||1|4|5||||8||||1|4|2|5|1|4|55-64|No|9999|NA|48|0|Exempt|3|1|1111
2|549300W4TWSN8U8TGD72|1|1|2|1|1|85000|3|TN|21003|21003920300|2|||||2||||2|2|5||||5||||2|2|2|1|2|2|55-64|No|55-64|No|42|0|Exempt|3|1|111
2|549300W4TWSN8U8TGD72|1|1|2|2|1|105000|4|TN|47165|47165020101|2|||||5||||2|4|5||||8||||2|4|1|5|2|4|35-44|No|9999|NA|83|0|Exempt|3|1|111
2|549300W4TWSN8U8TGD72|1|1|2|2|1|85000|1|KY|21003|21003920500|2|||||5||||2|4|5||||8||||2|4|1|5|2|4|65-74|Yes|9999|NA|38|0|Exempt|2|1|111
2|549300W4TWSN8U8TGD72|1|31|2|1|1|75000|3|TN|47027|47027955100|2|||||5||||2|4|5||||8||||2|4|2|5|2|4|65-74|Yes|9999|NA|33|0|Exempt|3|1|11
2|549300W4TWSN8U8TGD72|1|31|2|2|1|5000|1|TN|47189|47189030800|2|||||5||||1|4|5||||8||||1|4|2|5|1|4|65-74|Yes|9999|NA|28|0|Exempt|2|1|111
2|549300W4TWSN8U8TGD72|1|1|2|1|1|135000|3|TN|47003|47003950800|3|||||3||||3|3|6||||6||||3|3|3|3|3|45-54|No|35-44|No|50|0|Exempt|3|1|11
2|549300W4TWSN8U8TGD72|1|1|2|1|1|85000|4|TN|47051|47051960201|2|||||5||||2|4|5||||8||||2|4|2|5|2|4|35-44|No|9999|NA|48|0|Exempt|3|1|1111
2|549300W4TWSN8U8TGD72|1|31|2|2|3|5000|1|TN|47111|47111970200|2|||||2||||1|1|5||||5||||1|1|1|2|1|1|45-54|No|45-54|No|89|0|Exempt|3|1|111
2|549300W4TWSN8U8TGD72|1|1|2|2|1|35000|3|TN|47165|47165020101|2|||||2||||2|2|5||||5||||2|2|1|2|2|2|<25|No|<25|No|56|0|Exempt|3|1|1111|11
2|549300W4TWSN8U8TGD72|1|1|2|2|1|45000|1|TN|47031|47031970500|2|||||5||||1|4|5||||8||||1|4|2|5|1|4|55-64|Yes|9999|NA|33|0|Exempt|2|1|111
2|549300W4TWSN8U8TGD72|1|1|2|1|3|145000|1|TN|47189|47189030600|2|||||5||||2|4|5||||8||||2|4|1|5|2|4|55-64|No|9999|NA|80|0|Exempt|3|1|111
2|549300W4TWSN8U8TGD72|1|1|2|1|3|95000|1|TN|47165|47165020207|2|||||5||||1|4|5||||8||||1|4|1|5|1|4|65-74|Yes|9999|NA|NA|0|Exempt|3|1|111
2|549300W4TWSN8U8TGD72|1|31|2|2|3|75000|1|TN|47165|47165020204|2|||||5||||2|4|5||||8||||2|4|1|5|2|4|55-64|Yes|9999|NA|NA|0|Exempt|3|1|1
2|549300W4TWSN8U8TGD72|1|1|2|1|1|125000|1|TN|47159|47159975200|2|||||2||||1|1|5||||5||||1|1|2|1|1|1|55-64|Yes|55-64|No|85|0|Exempt|2|1|1
2|549300W4TWSN8U8TGD72|1|1|2|1|3|105000|1|TN|47189|47189030700|2|||||2||||2|2|5||||5||||2|2|1|2|2|2|55-64|No|45-54|No|80|0|Exempt|3|1|11
2|549300W4TWSN8U8TGD72|1|1|2|2|3|25000|1|TN|47111|47111970200|2|||||2||||1|1|5||||5||||1|1|1|2|1|1|45-54|No|45-54|No|89|0|Exempt|3|1|111
2|549300W4TWSN8U8TGD72|1|31|2|1|1|115000|1|TN|47163|47163043500|2|||||2||||2|2|5||||5||||2|2|1|2|2|2|55-64|Yes|55-64|No|135|0|Exempt|2|1
2|549300W4TWSN8U8TGD72|1|1|2|1|1|45000|1|TN|47041|47041920102|2|||||5||||2|4|5||||8||||2|4|2|5|2|4|25-34|No|9999|NA|53|0|Exempt|2|1|1111
2|549300W4TWSN8U8TGD72|1|31|2|1|1|215000|4|TN|47111|47111970300|2|||||2||||1|1|5||||5||||1|1|1|2|1|1|35-44|No|25-34|No|116|0|Exempt|3|1|
2|549300W4TWSN8U8TGD72|1|31|2|1|3|65000|1|KY|21171|21171930300|2|||||5||||1|4|5||||8||||1|4|2|5|1|4|55-64|Yes|9999|NA|51|0|Exempt|3|1|11
2|549300W4TWSN8U8TGD72|1|1|2|2|1|55000|1|TN|47111|47111970200|2|||||5||||1|4|5||||8||||1|4|1|5|1|4|35-44|No|9999|NA|43|0|Exempt|2|1|1111
2|549300W4TWSN8U8TGD72|1|31|2|1|1|165000|1|TN|47165|47165020209|2|||||2||||2|2|5||||5||||2|2|1|2|2|2|35-44|No|35-44|No|114|0|Exempt|2|1|
2|549300W4TWSN8U8TGD72|1|1|2|1|1|105000|1|TN|47159|47159975200|2|||||5||||2|4|2||||8||||2|4|2|5|2|4|35-44|No|9999|NA|29|0|Exempt|2|1|111
2|549300W4TWSN8U8TGD72|1|31|2|1|3|95000|1|TN|47111|47111970400|2|||||5||||1|4|5||||8||||1|4|1|5|1|4|55-64|No|9999|NA|83|0|Exempt|3|1|111
2|549300W4TWSN8U8TGD72|1|1|2|1|3|195000|1|TN|47165|47165020102|2|||||2||||1|1|5||||5||||1|1|1|2|1|1|35-44|No|35-44|No|217|0|Exempt|3|2|1
2|549300W4TWSN8U8TGD72|1|1|2|1|1|35000|4|TN|47169|47169090100|2|||||5||||2|4|5||||8||||2|4|1|5|2|4|55-64|No|9999|NA|19|0|Exempt|3|1|1111
2|549300W4TWSN8U8TGD72|1|1|2|2|3|65000|1|TN|47111|47111970100|4|||||5||||3|4|7||||8||||3|4|4|5|3|4|8888|NA|9999|NA|NA|0|Exempt|3|1|1111|
2|549300W4TWSN8U8TGD72|1|31|2|1|1|35000|1|TN|47165|47165020102|2|||||5||||2|4|5||||8||||2|4|1|5|2|4|65-74|Yes|9999|NA|21|0|Exempt|2|1|11
2|549300W4TWSN8U8TGD72|1|2|2|1|3|35000|1|TN|47041|47041920200|2|||||5||||2|4|5||||8||||2|4|1|5|2|4|45-54|No|9999|NA|41|0|Exempt|3|1|1111
2|549300W4TWSN8U8TGD72|1|31|2|2|1|185000|1|TN|47087|47087960200|2|||||2||||1|1|5||||5||||1|1|1|2|1|1|55-64|No|45-54|No|92|0|Exempt|2|1|1

```
2|549300W4TWSN8U8TGD72|1|1|2|2|1|65000|4|KY|21003|21003920600|2||||5||||2|4|5||||8|||||2|4|2|5|2|4|<25|No|9999|NA|33|0|Exempt|3|1|1111|1
2|549300W4TWSN8U8TGD72|1|2|2|1|3|35000|2|TN|47111|47111970100|2||||5||||1|4|5||||8|||||1|4|1|5|1|4|45-54|No|9999|NA|95|0|Exempt|3|1|1111
2|549300W4TWSN8U8TGD72|1|31|2|2|1|75000|2|TN|47111|47111970100|2||||5||||1|4|5||||8|||||1|4|1|5|1|4|65-74|Yes|9999|NA|10|0|Exempt|3|1|11
2|549300W4TWSN8U8TGD72|1|31|2|1|3|75000|1|TN|47165|47165020700|2||||5||||1|4|5||||8|||||1|4|2|5|1|4|25-34|No|9999|NA|32|0|Exempt|3|1|111
2|549300W4TWSN8U8TGD72|1|31|2|1|1|45000|1|TN|47111|47111970100|2||||2||||2|2|5||||5||||2|2|1|2|2|2|45-54|No|45-54|No|58|0|Exempt|2|2|11
2|549300W4TWSN8U8TGD72|1|4|2|1|1|25000|3|TN|47111|47111970400|2||||2||||1|1|5||||5||||1|1|1|2|1|1|25-34|No|25-34|No|55|0|Exempt|3|1|111
2|549300W4TWSN8U8TGD72|1|31|2|1|3|55000|1|TN|47165|47165020102|2||||5||||1|4|5||||8|||||1|4|1|5|1|4|55-64|No|9999|NA|40|0|Exempt|3|2|111
2|549300W4TWSN8U8TGD72|1|1|2|1|3|105000|1|TN|47111|47111970300|2||||5||||1|4|5||||8|||||1|4|1|5|1|4|45-54|No|9999|NA|NA|0|Exempt|3|1|111
2|549300W4TWSN8U8TGD72|1|1|2|1|3|215000|1|TN|47189|47189030600|2||||5||||1|4|5||||8|||||1|4|2|5|1|4|65-74|Yes|9999|NA|82|0|Exempt|3|1|11
2|549300W4TWSN8U8TGD72|1|31|2|2|3|35000|1|TN|47165|47165020102|2||||2||||1|1|5||||5||||1|1|1|2|1|1|35-44|No|25-34|No|81|0|Exempt|3|1|11
2|549300W4TWSN8U8TGD72|1|1|2|1|1|65000|4|TN|47111|47111970300|2||||5||||1|4|5||||8|||||1|4|2|5|1|4|45-54|No|9999|NA|30|0|Exempt|3|1|1111
2|549300W4TWSN8U8TGD72|1|4|2|1|1|65000|1|TN|47177|47177930200|2||||2||||2|2|5||||5||||2|2|1|2|2|2|45-54|No|45-54|No|51|0|Exempt|2|2|111
2|549300W4TWSN8U8TGD72|1|1|2|2|1|45000|1|TN|47189|47189031000|2||||2||||2|2|5||||5||||2|2|1|2|2|2|65-74|Yes|65-74|Yes|28|0|Exempt|2|1|1
2|549300W4TWSN8U8TGD72|1|1|2|1|1|55000|1|TN|47041|47041920200|2||||2||||2|2|5||||5||||2|2|1|2|2|2|35-44|No|35-44|No|137|0|Exempt|2|1|11
2|549300W4TWSN8U8TGD72|1|1|2|2|1|55000|3|TN|47111|47111970200|1||||5||||1|4|5||||8|||||1|4|1|5|1|4|55-64|No|9999|NA|20|0|Exempt|3|1|1111
2|549300W4TWSN8U8TGD72|1|4|2|1|1|25000|1|TN|47165|47165020601|2||||5||||2|4|5||||8|||||2|4|1|5|2|4|55-64|No|9999|NA|41|0|Exempt|2|1|1111
2|549300W4TWSN8U8TGD72|1|1|2|1|2|65000|3|KY|21009|21009950600|2||||5||||2|4|5||||8|||||2|4|1|5|2|4|35-44|No|9999|NA|43|0|Exempt|3|1|1111
2|549300W4TWSN8U8TGD72|1|1|2|2|1|65000|3|TN|47111|47111970400|2||||5||||2|4|5||||8|||||2|4|1|5|2|4|<25|No|9999|NA|30|0|Exempt|3|1|1111|1
2|549300W4TWSN8U8TGD72|1|1|2|1|1|35000|1|TN|47111|47111970200|2||||5||||2|4|5||||8|||||2|4|2|5|2|4|45-54|No|9999|NA|44|0|Exempt|2|1|1111
2|549300W4TWSN8U8TGD72|1|31|2|1|2|55000|1|TN|47041|47041920102|2||||2||||1|1|5||||5||||1|1|1|2|1|1|55-64|No|45-54|No|322|0|Exempt|3|1|1
2|549300W4TWSN8U8TGD72|1|1|2|1|1|35000|1|TN|47031|47031970801|2||||5||||2|4|5||||8|||||2|4|1|5|2|4|55-64|No|9999|NA|47|0|Exempt|2|1|1111
2|549300W4TWSN8U8TGD72|1|31|2|1|1|15000|1|TN|47111|47111970200|2||||2||||2|2|5||||5||||2|2|2|1|2|2|45-54|No|45-54|No|56|0|Exempt|2|1|11
2|549300W4TWSN8U8TGD72|1|1|2|1|1|455000|1|TN|47037|47037017902|2||||2||||3|3|5||||5||||3|3|1|2|3|3|25-34|No|25-34|No|209|0|Exempt|2|1|1
2|549300W4TWSN8U8TGD72|1|1|2|2|1|35000|4|TN|47159|47159975400|2||||5||||2|4|5||||8|||||2|4|1|5|2|4|45-54|No|9999|NA|60|0|Exempt|3|1|1111
2|549300W4TWSN8U8TGD72|1|31|2|1|1|55000|1|TN|47111|47111970400|2||||2||||2|2|5||||5||||2|2|1|2|2|2|35-44|No|25-34|No|47|0|Exempt|2|1|11
2|549300W4TWSN8U8TGD72|1|1|2|1|1|155000|1|TN|47051|47051960201|2||||5||||2|4|5||||8|||||2|4|2|5|2|4|55-64|Yes|9999|NA|130|0|Exempt|2|1|1
2|549300W4TWSN8U8TGD72|1|1|2|1|2|245000|1|TN|47003|47003950600|2||||2||||2|2|5||||5||||2|2|1|2|2|2|45-54|No|45-54|No|782|0|Exempt|3|1|1
2|549300W4TWSN8U8TGD72|1|1|2|1|1|105000|1|TN|47165|47165020603|2||||5||||1|4|5||||8|||||1|4|1|5|1|4|35-44|No|9999|NA|30|0|Exempt|2|1|111
2|549300W4TWSN8U8TGD72|1|31|2|1|3|135000|1|TN|47189|47189030202|2||||5||||2|4|5||||8|||||2|4|1|5|2|4|45-54|No|9999|NA|1346|0|Exempt|3|1|
2|549300W4TWSN8U8TGD72|1|1|2|2|3|215000|1|TN|47087|47087960300|2||||2||||1|1|5||||5||||1|1|1|2|1|1|55-64|No|55-64|Yes|112|0|Exempt|3|1|
2|549300W4TWSN8U8TGD72|1|31|2|1|1|185000|1|TN|47031|47031970802|2||||5||||2|4|5||||8|||||2|4|2|5|2|4|55-64|No|9999|NA|43|0|Exempt|2|1|11
2|549300W4TWSN8U8TGD72|1|1|2|1|1|435000|1|TN|47187|47187051202|2||||2||||2|2|2|1||||2|2|1||||2|2|1|1|2|2|35-44|No|55-64|Yes|76|0|Exempt|2
2|549300W4TWSN8U8TGD72|1|1|2|1|1|45000|1|TN|47051|47051960400|2||||5||||2|4|5||||8|||||2|4|1|5|2|4|45-54|No|9999|NA|54|0|Exempt|2|1|1111
2|549300W4TWSN8U8TGD72|1|1|2|1|3|305000|1|TN|47111|47111970300|4||||5||||3|4|7||||8|||||3|4|4|5|3|4|8888|NA|9999|NA|NA|0|Exempt|3|1|1111
2|549300W4TWSN8U8TGD72|1|1|2|2|3|45000|1|TN|47111|47111970400|2||||2||||1|1|5||||5||||1|1|1|2|1|1|35-44|No|35-44|No|44|0|Exempt|3|2|111
2|549300W4TWSN8U8TGD72|1|31|2|1|1|145000|3|TN|47031|47031971000|2||||2||||2|2|5||||5||||2|2|1|2|2|2|55-64|No|45-54|No|32|0|Exempt|3|1|1
2|549300W4TWSN8U8TGD72|1|1|2|1|3|75000|1|TN|47165|47165020102|2||||2||||1|1|5||||5||||1|1|1|2|1|1|45-54|No|45-54|No|114|0|Exempt|3|1|11
2|549300W4TWSN8U8TGD72|1|31|2|1|1|25000|1|TN|47111|47111970300|2||||5||||2|4|5||||8|||||2|4|2|5|2|4|55-64|No|9999|NA|48|0|Exempt|2|1|111
2|549300W4TWSN8U8TGD72|1|1|2|1|3|65000|1|TN|47031|47031970900|2||||2||||2|2|5||||5||||2|2|1|2|2|2|>74|Yes|55-64|No|46|0|Exempt|3|1|1111
2|549300W4TWSN8U8TGD72|1|4|2|2|1|45000|1|TN|47111|47111970200|2||||5||||2|4|5||||8|||||2|4|2|5|2|4|35-44|No|9999|NA|22|0|Exempt|2|2|1111
2|549300W4TWSN8U8TGD72|1|1|2|1|1|255000|1|TN|47027|47027955100|2||||5||||2|4|5||||8|||||2|4|1|5|2|4|35-44|No|9999|NA|199|0|Exempt|2|1|11
2|549300W4TWSN8U8TGD72|1|1|2|1|1|125000|1|TN|47149|47149040701|2||||5||||2|4|5||||8|||||2|4|2|5|2|4|65-74|Yes|9999|NA|65|0|Exempt|2|1|11
2|549300W4TWSN8U8TGD72|1|2|2|2|1|35000|1|TN|47111|47111970300|2||||2||||2|2|5||||5||||2|2|1|2|2|2|35-44|No|45-54|No|23|0|Exempt|2|1|111
2|549300W4TWSN8U8TGD72|1|2|2|1|3|15000|1|TN|47165|47165020300|2||||2||||2|1|5||||5||||1|1|1|2|1|1|55-64|Yes|55-64|No|28|0|Exempt|3|2|11
2|549300W4TWSN8U8TGD72|1|1|2|1|3|85000|1|TN|47165|47165020102|2||||2||||1|1|5||||5||||1|1|1|2|1|1|35-44|No|45-54|No|127|0|Exempt|3|1|11
2|549300W4TWSN8U8TGD72|1|31|2|2|3|25000|1|TN|47165|47165020903|2||||5||||2|4|5||||8|||||2|4|2|5|2|4|55-64|No|9999|NA|NA|0|Exempt|3|1|111
2|549300W4TWSN8U8TGD72|1|4|2|1|1|25000|1|TN|47041|47041920200|2||||5||||1|4|5||||8|||||1|4|2|5|1|4|25-34|No|9999|NA|28|0|Exempt|2|1|1111
2|549300W4TWSN8U8TGD72|1|1|2|1|1|155000|2|TN|47111|47111970400|2||||2||||2|2|5||||5||||2|2|1|2|2|2|55-64|No|55-64|No|37|0|Exempt|3|1|11
2|549300W4TWSN8U8TGD72|1|1|2|1|1|125000|3|TN|47027|47027955100|2||||2||||1|1|5||||5||||1|1|1|2|1|1|45-54|No|45-54|No|91|0|Exempt|2|1|11
2|549300W4TWSN8U8TGD72|1|4|2|1|1|95000|1|TN|47031|47031970801|2||||2||||2|2|5||||5||||2|2|2|1|2|2|55-64|No|45-54|No|261|0|Exempt|2|2|11
2|549300W4TWSN8U8TGD72|1|1|2|2|3|55000|1|TN|47111|47111970200|2||||2||||2|2|5||||5||||2|2|1|2|2|2|25-34|No|25-34|No|155|0|Exempt|3|1|11
2|549300W4TWSN8U8TGD72|1|31|2|1|3|165000|1|TN|47051|47051960201|2||||2||||2|2|5||||5||||2|2|1|2|2|2|45-54|No|45-54|No|404|0|Exempt|3|1|
2|549300W4TWSN8U8TGD72|1|1|2|1|1|65000|1|TN|47027|47027955100|2||||2||||1|1|5||||5||||1|1|1|2|1|1|45-54|No|45-54|No|45|0|Exempt|2|1|111
2|549300W4TWSN8U8TGD72|1|1|2|2|3|55000|1|TN|47111|47111970200|2||||5||||1|4|5||||8|||||1|4|1|5|1|4|45-54|No|9999|NA|95|0|Exempt|3|1|1111
2|549300W4TWSN8U8TGD72|1|1|2|1|1|105000|4|KY|21003|21003920100|2||||2||||2|2|5||||5||||2|2|1|2|2|2|45-54|No|35-44|No|58|0|Exempt|3|1|11
2|549300W4TWSN8U8TGD72|1|1|2|1|1|115000|1|TN|47111|47111970300|2||||5||||2|4|5||||8|||||2|4|2|5|2|4|35-44|No|9999|NA|46|0|Exempt|2|1|111
2|549300W4TWSN8U8TGD72|1|1|2|1|1|105000|1|TN|47111|47111970300|2||||2||||1|1|5||||5||||1|1|1|2|1|1|35-44|No|65-74|Yes|39|0|Exempt|2|1|1
2|549300W4TWSN8U8TGD72|1|31|2|1|1|35000|1|TN|47111|47111970300|2||||2||||1|1|5||||5||||1|1|1|2|1|1|55-64|Yes|65-74|Yes|34|0|Exempt|2|1|
2|549300W4TWSN8U8TGD72|1|31|2|2|1|35000|1|TN|47111|47111970200|2||||2||||1|1|5||||5||||1|1|1|2|1|1|55-64|No|45-54|No|28|0|Exempt|2|1|11
2|549300W4TWSN8U8TGD72|1|1|2|1|3|55000|1|TN|47165|47165020102|2||||2||||2|2|5||||5||||2|2|1|2|2|2|25-34|No|25-34|No|60|0|Exempt|3|1|111
2|549300W4TWSN8U8TGD72|1|31|2|1|3|735000|1|TN|47111|47111970300|4||||5||||3|4|7||||8|||||3|4|4|5|3|4|8888|NA|9999|NA|NA|0|Exempt|3|1|111
2|549300W4TWSN8U8TGD72|1|31|2|1|1|115000|1|TN|47031|47031970400|2||||5||||2|4|5||||8|||||2|4|1|5|2|4|35-44|No|9999|NA|47|0|Exempt|2|1|11
2|549300W4TWSN8U8TGD72|1|31|2|1|1|245000|1|TN|47111|47111970300|2||||2||||1|1|5||||5||||1|1|1|2|1|1|35-44|No|35-44|No|231|0|Exempt|2|1|
2|549300W4TWSN8U8TGD72|1|1|2|2|1|105000|1|TN|47165|47165020602|2||||2||||2|2|5||||5||||2|2|1|2|2|2|35-44|No|35-44|No|73|0|Exempt|2|1|11
2|549300W4TWSN8U8TGD72|1|1|2|1|3|65000|1|TN|47111|47111970100|2||||2||||2|2|5||||5||||2|2|1|2|2|2|35-44|No|35-44|No|205|0|Exempt|3|1|11
2|549300W4TWSN8U8TGD72|1|1|2|1|1|65000|2|TN|47015|47015960100|2||||5||||1|4|5||||8|||||1|4|1|5|1|4|65-74|Yes|9999|NA|21|0|Exempt|3|1|111
2|549300W4TWSN8U8TGD72|1|1|2|2|1|15000|1|TN|47111|47111970400|2||||2||||2|2|5||||5||||2|2|1|2|2|2|25-34|No|<25|No|36|0|Exempt|2|1|1111|
2|549300W4TWSN8U8TGD72|1|1|2|1|1|35000|1|TN|47111|47111970300|2||||5||||1|4|5||||8|||||1|4|2|5|1|4|55-64|No|9999|NA|38|0|Exempt|2|1|1111
2|549300W4TWSN8U8TGD72|1|31|2|1|1|65000|1|TN|47041|47041920200|2||||5||||1|4|5||||8|||||1|4|1|5|1|4|55-64|No|9999|NA|32|0|Exempt|2|1|111
2|549300W4TWSN8U8TGD72|1|1|2|1|3|635000|1|TN|47031|47031970900|2||||5||||2|4|5||||8|||||2|4|1|5|2|4|25-34|No|9999|NA|45|0|Exempt|3|1|111
2|549300W4TWSN8U8TGD72|1|31|2|1|1|155000|1|TN|47141|47141001300|2||||5||||2|4|5||||8|||||2|4|1|5|2|4|45-54|No|9999|NA|139|0|Exempt|2|1|1
2|549300W4TWSN8U8TGD72|1|1|2|1|3|55000|1|TN|47165|47165020300|2||||5||||2|4|5||||8|||||2|4|2|5|2|4|45-54|No|9999|NA|39|0|Exempt|3|1|1111
2|549300W4TWSN8U8TGD72|1|1|2|1|3|105000|1|TN|47189|47189030600|2||||5||||2|4|5||||8|||||2|4|2|5|2|4|65-74|Yes|9999|NA|97|0|Exempt|3|1|11
2|549300W4TWSN8U8TGD72|1|31|2|1|3|145000|1|TN|47169|47169090100|2||||5||||2|4|5||||8|||||2|4|1|5|2|4|45-54|No|9999|NA|429|0|Exempt|3|1|1
2|549300W4TWSN8U8TGD72|1|1|2|1|3|95000|1|TN|47111|47111970300|4||||5||||3|4|7||||8|||||3|4|4|5|3|4|8888|NA|9999|NA|NA|0|Exempt|3|1|1111|
2|549300W4TWSN8U8TGD72|1|1|2|1|1|125000|1|TN|47027|47027955000|2||||5||||1|4|5||||8|||||1|4|1|5|1|4|35-44|No|9999|NA|67|0|Exempt|2|1|111
2|549300W4TWSN8U8TGD72|1|1|2|1|1|55000|1|TN|47027|47027955000|2||||5||||1|4|5||||8|||||1|4|1|5|1|4|25-34|No|9999|NA|32|0|Exempt|2|1|1111
2|549300W4TWSN8U8TGD72|1|1|2|2|3|45000|1|TN|47111|47111970200|4||||5||||3|4|7||||8|||||3|4|4|5|3|4|8888|NA|9999|NA|NA|0|Exempt|3|1|1111|
2|549300W4TWSN8U8TGD72|1|32|2|1|1|445000|1|TN|47031|47031970900|2||||2||||2|2|5||||5||||2|2|1|2|2|2|35-44|No|35-44|No|170|0|Exempt|2|1|
2|549300W4TWSN8U8TGD72|1|1|2|1|3|75000|1|TN|47051|47051960202|2||||5||||2|4|5||||8|||||2|4|1|5|2|4|45-54|No|9999|NA|103|0|Exempt|3|1|111
2|549300W4TWSN8U8TGD72|1|1|2|1|3|95000|1|TN|47111|47111970300|2||||5||||1|4|5||||8|||||1|4|1|5|1|4|55-64|Yes|9999|NA|246|0|Exempt|3|1|11
2|549300W4TWSN8U8TGD72|1|1|2|1|1|45000|1|TN|47015|47015960200|2||||2||||1|1|5||||5||||1|1|1|2|1|1|55-64|No|45-54|No|32|0|Exempt|2|1|111
2|549300W4TWSN8U8TGD72|1|1|2|1|1|45000|5|TN|47159|47159975000|2||||2||||2|2|5||||5||||2|2|1|2|2|2|65-74|Yes|65-74|Yes|32|0|Exempt|3|1|1
2|549300W4TWSN8U8TGD72|1|31|2|1|3|25000|1|TN|47041|47041920300|2||||2||||2|2|5||||5||||2|2|1|2|2|2|65-74|Yes|55-64|No|55|0|Exempt|3|1|1
2|549300W4TWSN8U8TGD72|1|31|2|1|1|35000|1|TN|47041|47041920102|2||||5||||2|4|5||||8|||||2|4|2|5|2|4|65-74|Yes|9999|NA|19|0|Exempt|2|1|11
2|549300W4TWSN8U8TGD72|1|1|2|1|1|115000|1|TN|47027|47027955000|2||||5||||1|4|5||||8|||||1|4|1|5|1|4|<25|No|9999|NA|34|0|Exempt|2|1|1111|
2|549300W4TWSN8U8TGD72|1|31|2|1|3|555000|1|TN|47037|47037011300|2||||5||||2|4|5||||8|||||2|4|1|5|2|4|45-54|No|9999|NA|1346|0|Exempt|3|1|
2|549300W4TWSN8U8TGD72|1|1|2|1|1|135000|1|TN|47111|47111970300|2||||2||||1|1|5||||5||||1|1|1|2|1|1|45-54|No|55-64|No|73|0|Exempt|2|1|11
2|549300W4TWSN8U8TGD72|1|1|2|1|1|65000|1|TN|47031|47031970100|2||||5||||2|4|5||||8|||||2|4|1|5|2|4|55-64|No|9999|NA|36|0|Exempt|2|1|1111
2|549300W4TWSN8U8TGD72|1|1|2|1|1|135000|1|TN|47149|47149040701|2||||5||||2|4|5||||8|||||2|4|2|5|2|4|65-74|Yes|9999|NA|56|0|Exempt|2|1|11
2|549300W4TWSN8U8TGD72|1|2|2|1|3|45000|1|TN|47165|47165020102|4||||5||||3|4|7||||8|||||3|4|4|5|3|4|8888|NA|9999|NA|NA|0|Exempt|3|2|1111|
2|549300W4TWSN8U8TGD72|1|1|2|1|3|205000|1|TN|47169|47169090100|2||||5||||2|4|5||||8|||||2|4|2|5|2|4|25-34|No|9999|NA|NA|0|Exempt|3|1|111
2|549300W4TWSN8U8TGD72|1|1|2|1|1|95000|1|TN|47027|47027955000|2||||2||||1|1|5||||5||||1|1|1|2|1|1|65-74|Yes|65-74|Yes|82|0|Exempt|2|1|1
2|549300W4TWSN8U8TGD72|1|31|2|1|1|55000|1|KY|21003|21003920200|2||||5||||1|4|5||||8|||||1|4|1|5|1|4|55-64|Yes|9999|NA|76|0|Exempt|2|1|11
2|549300W4TWSN8U8TGD72|1|4|2|2|1|5000|4|TN|47041|47041920102|2||||5||||2|4|5||||8|||||2|4|1|5|2|4|>74|Yes|9999|NA|11|0|Exempt|3|1|1111|1
2|549300W4TWSN8U8TGD72|1|31|2|1|1|125000|1|TN|47165|47165020102|2||||2||||2|2|5||||5||||2|2|1|2|2|2|45-54|No|45-54|No|97|0|Exempt|2|1|1
2|549300W4TWSN8U8TGD72|1|1|2|1|1|425000|3|TN|47111|47111970400|2||||2||||2|2|5||||5||||2|2|1|2|2|2|35-44|No|35-44|No|152|0|Exempt|3|1|1
2|549300W4TWSN8U8TGD72|1|1|2|2|1|65000|4|TN|47041|47041920200|2||||2||||1|1|5||||5||||1|1|2|2|1|1|35-44|No|>74|Yes|37|0|Exempt|3|1|1111
2|549300W4TWSN8U8TGD72|1|1|2|1|3|145000|1|TN|47189|47189030600|2||||5||||2|4|5||||8|||||2|4|2|5|2|4|55-64|No|9999|NA|109|0|Exempt|3|1|11
2|549300W4TWSN8U8TGD72|1|31|2|1|3|65000|1|TN|47149|47149042100|2||||5||||2|4|5||||8|||||2|4|1|5|2|4|65-74|Yes|9999|NA|39|0|Exempt|3|1|11
```

```
2|549300W4TWSN8U8TGD72|1|1|2|1|3|85000|1|TN|47111|47111970200|2|||||2|||||2|2|5|||||5|||||2|2|1|2|2|2|35-44|No|35-44|No|264|0|Exempt|3|1|11
2|549300W4TWSN8U8TGD72|1|1|2|1|1|145000|1|TN|47003|47003950500|2|||||2|||||2|2|5|||||5|||||2|2|1|2|2|2|35-44|No|25-34|No|88|0|Exempt|2|1|11
2|549300W4TWSN8U8TGD72|1|31|2|1|3|115000|1|TN|47149|47149041600|2|||||5|||||2|4|5|||||8|||||2|4|1|5|2|4|45-54|No|9999|NA|138|0|Exempt|3|1|1
2|549300W4TWSN8U8TGD72|1|31|2|1|3|495000|1|TN|47111|47111970300|4|||||5|||||3|4|7|||||8|||||3|4|4|5|3|4|8888|NA|9999|NA|NA|0|Exempt|3|1|111
2|549300W4TWSN8U8TGD72|1|1|2|2|1|35000|1|TN|47165|47165020101|2|||||5|||||2|4|5|||||8|||||2|4|2|5|2|4|<25|No|9999|NA|23|0|Exempt|2|1|1111|1
2|549300W4TWSN8U8TGD72|1|1|2|1|1|65000|1|TN|47031|47031970900|2|||||5|||||2|4|5|||||8|||||2|4|2|5|2|4|45-54|No|9999|NA|32|0|Exempt|2|1|1111
2|549300W4TWSN8U8TGD72|1|1|2|2|1|35000|1|TN|47111|47111970300|2|||||5|||||2|4|5|||||8|||||2|4|1|5|2|4|25-34|No|9999|NA|41|0|Exempt|2|1|1111
2|549300W4TWSN8U8TGD72|1|1|2|1|1|95000|1|TN|47111|47111970400|2|||||2|||||2|2|5|||||5|||||2|2|1|2|2|2|35-44|No|<25|No|66|0|Exempt|2|1|1111|
2|549300W4TWSN8U8TGD72|1|1|2|2|1|45000|3|TN|47087|47087960300|2|||||2|||||2|2|5|||||5|||||2|2|1|2|2|<25|No|<25|No|68|0|Exempt|3|1|1111|11
2|549300W4TWSN8U8TGD72|1|31|2|2|1|65000|3|TN|47111|47111970400|2|||||2|||||2|2|5|||||5|||||2|2|2|1|2|2|45-54|No|35-44|No|58|0|Exempt|3|1|11
2|549300W4TWSN8U8TGD72|1|1|2|1|1|155000|3|TN|47111|47111970200|2|||||5|||||2|4|5|||||8|||||2|4|1|5|2|4|25-34|No|9999|NA|48|0|Exempt|3|1|111
2|549300W4TWSN8U8TGD72|1|1|2|2|1|55000|3|TN|47147|47147080606|2|||||5|||||2|4|5|||||8|||||2|4|2|5|2|4|45-54|No|9999|NA|36|0|Exempt|3|1|1111
2|549300W4TWSN8U8TGD72|1|1|2|1|3|55000|1|TN|47165|47165020700|2|||||5|||||1|4|5|||||8|||||1|4|1|5|1|4|55-64|No|9999|NA|24|0|Exempt|3|1|1111
2|549300W4TWSN8U8TGD72|1|31|2|1|1|195000|1|TN|47111|47111970200|2|||||2|||||2|2|5|||||5|||||2|2|1|2|2|2|>74|Yes|65-74|Yes|75|0|Exempt|3|1|1
2|549300W4TWSN8U8TGD72|1|1|2|1|2|115000|1|TN|47041|47041920300|2|||||2|||||2|2|5|||||5|||||2|2|1|1|2|2|25-34|No|55-64|No|192|0|Exempt|3|1|1
2|549300W4TWSN8U8TGD72|1|31|2|1|3|435000|1|TN|47111|47111970300|4|||||5|||||3|4|7|||||8|||||3|4|4|5|3|4|8888|NA|9999|NA|NA|0|Exempt|3|1|111
2|549300W4TWSN8U8TGD72|1|31|2|1|1|85000|4|TN|47111|47111970200|2|||||5|||||2|4|5|||||8|||||2|4|2|5|2|4|25-34|No|9999|NA|59|0|Exempt|3|1|111
```

2019
HMDA Notice
and
Modified LAR

2|549300W4TWSN8U8TGD72|1|1|2|1|1|35000|1|TN|47111|47111970100|2|||||5|||||1|4|5|||||8|||||1|4|1|5|1|4|35-44|No|9999|NA|43|0|Exempt|2|1|1111
2|549300W4TWSN8U8TGD72|1|1|2|1|1|55000|1|TN|47111|47111970200|2|||||2|||||1|1|5|||||5|||||1|1|1|2|1|1|45-54|No|35-44|No|44|0|Exempt|2|1|111
2|549300W4TWSN8U8TGD72|1|1|2|2|1|185000|1|TN|47111|47111970100|2|||||5|||||2|4|5|||||8|||||2|4|1|5|2|4|25-34|No|9999|NA|48|0|Exempt|2|1|111
2|549300W4TWSN8U8TGD72|1|31|2|1|3|35000|1|TN|47027|47027955100|2|||||5|||||2|4|5|||||8|||||2|4|1|5|2|4|35-44|No|9999|NA|80|0|Exempt|3|1|111
2|549300W4TWSN8U8TGD72|1|31|2|1|3|155000|1|TN|47169|47169090100|2|||||5|||||2|4|5|||||8|||||2|4|1|5|2|4|<25|No|9999|NA|31|0|Exempt|3|1|1111
2|549300W4TWSN8U8TGD72|1|4|2|1|3|25000|1|KY|21003|21003920500|2|||||2|||||2|2|5|||||5|||||2|2|2|2|2|2|35-44|No|55-64|Yes|50|0|Exempt|3|1|11
2|549300W4TWSN8U8TGD72|1|31|2|1|3|575000|1|TN|47111|47111970300|2|||||2|||||2|2|5|||||5|||||2|2|1|2|2|2|55-64|No|55-64|No|237|0|Exempt|3|1|
2|549300W4TWSN8U8TGD72|1|1|2|1|1|35000|1|TN|47111|47111970300|2|||||5|||||1|4|5|||||8|||||1|4|2|5|1|4|45-54|No|9999|NA|34|0|Exempt|2|1|1111
2|549300W4TWSN8U8TGD72|1|31|2|2|1|45000|1|TN|47111|47111970200|2|||||2|||||2|2|5|||||5|||||2|2|1|2|2|2|35-44|No|35-44|No|42|0|Exempt|2|1|11
2|549300W4TWSN8U8TGD72|1|31|2|1|1|75000|1|TN|47111|47111970400|2|||||2|||||2|2|5|||||5|||||2|2|1|2|2|2|65-74|Yes|65-74|Yes|75|0|Exempt|2|1|
2|549300W4TWSN8U8TGD72|1|1|2|2|3|215000|1|TN|47111|47111970300|2|||||2|||||1|1|5|||||5|||||1|1|1|2|1|1|45-54|No|35-44|No|43|0|Exempt|3|1|11
2|549300W4TWSN8U8TGD72|1|1|2|1|3|105000|1|KY|21227|21227011100|2|||||5|||||1|4|5|||||8|||||1|4|2|5|1|4|65-74|Yes|9999|NA|68|0|Exempt|3|1|11
2|549300W4TWSN8U8TGD72|1|1|2|1|3|95000|1|TN|47165|47165020300|2|||||5|||||1|4|5|||||8|||||1|4|2|5|1|4|45-54|No|9999|NA|71|0|Exempt|3|1|1111
2|549300W4TWSN8U8TGD72|1|31|2|2|1|75000|1|TN|47165|47165020102|2|||||2|||||2|2|5|||||5|||||2|2|1|2|2|2|55-64|No|45-54|No|50|0|Exempt|2|1|11
2|549300W4TWSN8U8TGD72|1|4|2|2|1|45000|1|TN|47165|47165020102|2|||||5|||||2|4|5|||||8|||||2|4|1|5|2|4|45-54|No|9999|NA|40|0|Exempt|2|1|1111
2|549300W4TWSN8U8TGD72|1|1|2|1|1|85000|1|TN|47027|47027955000|2|||||2|||||1|1|5|||||5|||||1|1|1|2|1|1|<25|No|<25|No|74|0|Exempt|2|1|1111|11
2|549300W4TWSN8U8TGD72|1|1|2|2|1|65000|1|TN|47159|47159975000|2|||||2|||||2|2|5|||||5|||||2|2|1|1|2|2|<25|No|25-34|No|69|0|Exempt|2|1|1111|
2|549300W4TWSN8U8TGD72|1|1|2|1|1|65000|1|TN|47111|47111970100|2|||||5|||||2|4|5|||||8|||||2|4|2|5|2|4|55-64|Yes|9999|NA|29|0|Exempt|2|1|111
2|549300W4TWSN8U8TGD72|1|1|2|1|1|65000|1|TN|47041|47041920300|2|||||2|||||2|2|5|||||5|||||2|2|1|2|2|2|<25|No|25-34|No|NA|0|Exempt|2|1|1111|
2|549300W4TWSN8U8TGD72|1|1|2|1|1|185000|1|TN|47051|47051960202|2|||||2|||||2|2|5|||||5|||||2|2|1|2|2|2|25-34|No|45-54|No|65|0|Exempt|2|1|11
2|549300W4TWSN8U8TGD72|1|1|2|2|3|25000|3|TN|47165|47165020101|2|||||2|||||2|2|5|||||5|||||2|2|1|2|2|2|25-34|No|35-44|No|12|0|Exempt|3|1|111
2|549300W4TWSN8U8TGD72|1|1|2|1|1|2545000|1|TN|47003|47003950600|2|||||2|||||2|2|5|||||5|||||2|2|1|2|2|2|65-74|Yes|65-74|Yes|1823|0|Exempt|3
2|549300W4TWSN8U8TGD72|1|31|2|1|1|75000|1|TN|47031|47031970000|2|||||5|||||2|4|5|||||8|||||2|4|2|5|2|4|55-64|No|9999|NA|48|0|Exempt|2|1|111
2|549300W4TWSN8U8TGD72|1|31|2|1|3|275000|1|TN|47031|47031970802|2|||||5|||||1|4|5|||||8|||||1|4|2|5|1|4|55-64|No|9999|NA|213|0|Exempt|3|1|1
2|549300W4TWSN8U8TGD72|1|31|2|1|1|45000|1|TN|47051|47051960100|2|||||5|||||2|4|5|||||8|||||2|4|2|5|2|4|45-54|No|9999|NA|20|0|Exempt|2|1|111
2|549300W4TWSN8U8TGD72|1|31|2|1|1|45000|1|TN|47041|47041920102|2|||||5|||||2|4|5|||||8|||||2|4|1|5|2|4|>74|Yes|9999|NA|16|0|Exempt|2|1|1111
2|549300W4TWSN8U8TGD72|1|1|2|1|1|25000|1|TN|47041|47041920300|2|||||5|||||2|4|5|||||8|||||2|4|2|5|2|4|35-44|No|9999|NA|43|0|Exempt|2|1|1111
2|549300W4TWSN8U8TGD72|1|1|2|2|1|35000|1|TN|47159|47159975000|1|||||1|||||1|1|5|||||5|||||1|1|1|2|1|1|35-44|No|35-44|No|42|0|Exempt|2|1|111
2|549300W4TWSN8U8TGD72|1|31|2|1|1|35000|1|TN|47165|47165020101|2|||||5|||||2|4|5|||||8|||||2|4|1|5|2|4|55-64|No|9999|NA|40|0|Exempt|2|2|111
2|549300W4TWSN8U8TGD72|1|31|2|2|1|35000|1|TN|47165|47165020102|2|||||5|||||2|4|5|||||8|||||2|4|2|5|2|4|35-44|No|9999|NA|31|0|Exempt|2|1|111
2|549300W4TWSN8U8TGD72|1|31|2|2|1|35000|1|TN|47165|47165020603|2|||||5|||||2|4|5|||||8|||||2|4|2|5|2|4|45-54|No|9999|NA|33|0|Exempt|2|1|111
2|549300W4TWSN8U8TGD72|1|4|2|2|3|25000|1|TN|47111|47111970200|2|||||2|||||2|2|5|||||5|||||2|2|1|2|2|2|45-54|No|45-54|No|71|0|Exempt|3|1|111
2|549300W4TWSN8U8TGD72|1|31|2|1|1|135000|1|TN|47041|47041920101|2|||||2|||||2|2|5|||||5|||||2|2|1|2|2|2|55-64|Yes|55-64|No|17|0|Exempt|3|1|
2|549300W4TWSN8U8TGD72|1|31|2|1|1|85000|2|TN|47165|47165020700|2|||||2|||||2|2|5|||||5|||||2|2|1|2|2|2|45-54|No|45-54|No|74|0|Exempt|3|1|11
2|549300W4TWSN8U8TGD72|1|31|2|1|1|25000|1|TN|47111|47111970300|2|||||2|||||2|2|5|||||5|||||2|2|1|2|2|2|55-64|Yes|>74|Yes|33|0|Exempt|2|1|11
2|549300W4TWSN8U8TGD72|1|1|2|1|3|65000|1|TN|47111|47111970400|2|||||2|||||1|1|5|||||5|||||1|1|1|2|1|1|65-74|Yes|65-74|Yes|88|0|Exempt|3|1|1
2|549300W4TWSN8U8TGD72|1|31|2|2|1|45000|4|KY|21003|21003920500|2|||||5|||||1|4|5|||||8|||||1|4|2|5|1|4|65-74|Yes|9999|NA|30|0|Exempt|3|1|11
2|549300W4TWSN8U8TGD72|1|31|2|1|3|105000|1|TN|47111|47111970300|2|||||2|||||2|2|5|||||5|||||2|2|1|2|2|2|55-64|No|55-64|Yes|121|0|Exempt|3|1
2|549300W4TWSN8U8TGD72|1|1|2|2|1|75000|4|TN|47087|47087960400|2|||||2|||||1|1|5|||||5|||||1|1|1|2|1|1|25-34|No|25-34|No|64|0|Exempt|3|1|111
2|549300W4TWSN8U8TGD72|1|1|2|1|1|55000|4|TN|47111|47111970100|2|||||2|||||1|1|5|||||5|||||1|1|1|2|1|1|65-74|Yes|65-74|Yes|37|0|Exempt|3|1|1
2|549300W4TWSN8U8TGD72|1|2|2|2|1|25000|1|TN|47165|47165020602|2|||||2|||||2|2|5|||||5|||||2|2|1|2|2|2|55-64|No|55-64|No|65|0|Exempt|2|2|111
2|549300W4TWSN8U8TGD72|1|1|2|2|1|35000|1|TN|47027|47027955100|2|||||2|||||2|2|5|||||5|||||2|2|1|2|2|2|35-44|No|25-34|No|43|0|Exempt|2|1|111
2|549300W4TWSN8U8TGD72|1|31|2|1|1|105000|1|TN|47027|47027955000|2|||||2|||||1|1|5|||||5|||||1|1|1|2|1|1|25-34|No|25-34|No|69|0|Exempt|2|1|1
2|549300W4TWSN8U8TGD72|1|31|2|1|1|125000|1|TN|47087|47087960300|2|||||2|||||1|1|5|||||5|||||1|1|1|2|1|1|35-44|No|45-54|No|81|0|Exempt|2|1|1
2|549300W4TWSN8U8TGD72|1|1|2|3|25000|1|TN|47015|47015960100|2|||||2|||||2|2|5|||||5|||||2|2|1|2|2|2|45-54|No|45-54|No|79|0|Exempt|3|1|111
2|549300W4TWSN8U8TGD72|1|1|2|1|1|165000|1|TN|47149|47149040702|2|||||5|||||2|4|5|||||8|||||2|4|1|5|2|4|55-64|Yes|9999|NA|73|0|Exempt|2|1|11
2|549300W4TWSN8U8TGD72|1|31|2|1|1|65000|1|TN|47189|47189030904|2|||||1|||||2|2|5|||||5|||||2|2|1|2|2|2|45-54|No|45-54|No|115|0|Exempt|2|1|1
2|549300W4TWSN8U8TGD72|1|1|2|2|1|65000|1|KY|21003|21003920600|2|||||1|||||2|2|5|||||5|||||2|2|1|2|2|2|65-74|Yes|25-34|No|59|0|Exempt|2|1|11
2|549300W4TWSN8U8TGD72|1|1|2|1|1|65000|3|KY|21003|21003920500|2|||||2|||||2|2|5|||||5|||||2|2|1|2|2|2|<25|No|<25|No|30|0|Exempt|3|1|1111|11
2|549300W4TWSN8U8TGD72|1|1|2|1|3|165000|2|TN|47041|47041920300|2|||||2|||||2|2|5|||||5|||||2|2|1|2|2|2|35-44|No|35-44|No|82|0|Exempt|3|1|11
2|549300W4TWSN8U8TGD72|1|1|2|2|1|15000|4|TN|47027|47027955000|2|||||5|||||1|4|5|||||8|||||1|4|2|5|1|4|55-64|Yes|9999|NA|16|0|Exempt|3|1|111
2|549300W4TWSN8U8TGD72|1|31|2|2|1|35000|4|TN|47111|47111970100|2|||||5|||||2|4|5|||||8|||||2|4|1|5|2|4|45-54|No|9999|NA|16|0|Exempt|3|1|111
2|549300W4TWSN8U8TGD72|1|1|2|2|1|95000|3|TN|47189|47189031000|2|||||5|||||2|4|5|||||8|||||2|4|2|5|2|4|55-64|Yes|9999|NA|16|0|Exempt|3|1|111
2|549300W4TWSN8U8TGD72|1|1|2|1|1|85000|4|TN|47041|47041920200|2|||||5|||||2|4|5|||||8|||||2|4|1|5|2|4|45-54|No|9999|NA|33|0|Exempt|3|1|1111
2|549300W4TWSN8U8TGD72|1|1|2|2|1|25000|4|TN|47041|47041920300|2|||||5|||||2|4|5|||||8|||||2|4|2|5|2|4|45-54|No|9999|NA|19|0|Exempt|3|1|1111
2|549300W4TWSN8U8TGD72|1|31|2|1|1|95000|4|TN|47041|47041920200|2|||||2|||||2|2|5|||||5|||||2|2|1|2|2|2|25-34|No|25-34|No|60|0|Exempt|3|1|11
2|549300W4TWSN8U8TGD72|1|1|2|1|1|75000|4|TN|47031|47031970700|2|||||2|||||2|2|5|||||5|||||2|2|1|2|2|2|45-54|No|45-54|No|89|0|Exempt|3|1|111
2|549300W4TWSN8U8TGD72|1|1|2|1|1|45000|3|TN|47051|47051960600|2|||||5|||||2|4|5|||||8|||||2|4|2|5|2|4|35-44|No|9999|NA|46|0|Exempt|3|1|1111
2|549300W4TWSN8U8TGD72|1|1|2|1|3|95000|1|TN|47003|47003950500|4|||||5|||||3|4|7|||||8|||||3|4|4|5|3|4|8888|NA|9999|NA|NA|0|Exempt|3|1|1111|
2|549300W4TWSN8U8TGD72|1|1|2|2|3|25000|1|TN|47165|47165020101|2|||||2|||||2|2|5|||||5|||||2|2|1|1|2|2|35-44|No|35-44|No|64|0|Exempt|3|1|111
2|549300W4TWSN8U8TGD72|1|1|2|1|3|145000|1|TN|47141|47141000900|2|||||2|||||1|1|5|||||5|||||1|1|1|2|1|1|65-74|Yes|55-64|Yes|121|0|Exempt|3|1
2|549300W4TWSN8U8TGD72|1|1|2|1|3|55000|1|TN|47159|47159975000|2|||||5|||||1|4|5|||||8|||||1|4|1|5|1|4|55-64|No|9999|NA|276|0|Exempt|3|1|111
2|549300W4TWSN8U8TGD72|1|1|2|1|3|255000|1|TN|47037|47037015622|2|||||5|||||1|4|3|||||8|||||1|4|1|5|1|4|65-74|Yes|9999|NA|272|0|Exempt|3|1|1
2|549300W4TWSN8U8TGD72|1|4|2|1|1|5000|1|TN|47041|47041920102|2|||||2|||||2|2|5|||||5|||||2|2|1|2|2|2|65-74|Yes|65-74|Yes|34|0|Exempt|2|1|11
2|549300W4TWSN8U8TGD72|1|31|2|1|1|35000|1|KY|21171|21171930300|2|||||5|||||2|4|5|||||8|||||2|4|2|5|2|4|>74|Yes|9999|NA|41|0|Exempt|2|1|1111
2|549300W4TWSN8U8TGD72|1|1|2|1|3|65000|1|TN|47111|47111970300|2|||||5|||||1|4|5|||||8|||||1|4|1|5|1|4|65-74|Yes|9999|NA|10|0|Exempt|3|1|111
2|549300W4TWSN8U8TGD72|1|31|2|1|1|235000|1|TN|47149|47149040403|2|||||5|||||2|4|5|||||8|||||2|4|2|5|2|4|55-64|No|9999|NA|53|0|Exempt|2|1|11
2|549300W4TWSN8U8TGD72|1|1|2|1|1|55000|1|TN|47041|47041920300|2|||||5|||||2|4|5|||||8|||||2|4|1|5|2|4|55-64|Yes|9999|NA|23|0|Exempt|2|1|111
2|549300W4TWSN8U8TGD72|1|1|2|1|1|225000|1|TN|47189|47189031000|2|||||2|||||2|2|5|||||5|||||2|2|1|2|2|2|55-64|No|55-64|No|86|0|Exempt|2|1|11
2|549300W4TWSN8U8TGD72|1|1|2|1|3|65000|2|TN|47015|47015960100|2|||||2|||||2|2|5|||||5|||||2|2|1|2|2|2|25-34|No|25-34|No|130|0|Exempt|3|1|11
2|549300W4TWSN8U8TGD72|1|1|2|1|3|145000|1|TN|47003|47003950401|2|||||5|||||2|4|5|||||8|||||2|4|1|5|2|4|45-54|No|9999|NA|51|0|Exempt|3|1|111
2|549300W4TWSN8U8TGD72|1|1|2|1|1|105000|3|TN|47165|47165020602|2|||||5|||||2|4|5|||||8|||||2|4|1|5|2|4|55-64|No|9999|NA|28|0|Exempt|3|1|111
2|549300W4TWSN8U8TGD72|1|1|2|2|1|15000|3|TN|47111|47111970100|2|||||5|||||2|4|5|||||8|||||2|4|2|5|2|4|55-64|Yes|9999|NA|14|0|Exempt|3|1|111
2|549300W4TWSN8U8TGD72|1|31|2|2|1|65000|3|TN|47111|47111970400|2|||||5|||||2|4|5|||||8|||||2|4|1|5|2|4|55-64|No|9999|NA|21|0|Exempt|3|1|111
2|549300W4TWSN8U8TGD72|1|1|2|2|1|35000|4|TN|47087|47087960100|2|||||2|||||1|1|5|||||5|||||1|1|1|2|1|1|45-54|No|45-54|No|50|0|Exempt|3|1|111
2|549300W4TWSN8U8TGD72|1|1|2|2|1|65000|2|KY|21003|21003920600|2|||||2|||||2|2|3|||||5|||||2|2|1|2|2|2|<25|No|<25|No|41|0|Exempt|3|1|1111|11
2|549300W4TWSN8U8TGD72|1|1|2|1|1|165000|4|TN|47189|47189030202|2|||||5|||||2|4|5|||||8|||||2|4|1|5|2|4|65-74|Yes|9999|NA|47|0|Exempt|3|1|11
2|549300W4TWSN8U8TGD72|1|31|2|1|1|75000|1|TN|47003|47003950200|2|||||2|||||2|2|5|||||5|||||2|2|1|2|2|2|45-54|No|55-64|No|878|0|Exempt|2|1|1
2|549300W4TWSN8U8TGD72|1|1|2|1|3|125000|1|TN|47111|47111970300|2|||||5|||||1|4|5|||||8|||||1|4|1|5|1|4|65-74|Yes|9999|NA|364|0|Exempt|3|1|1
2|549300W4TWSN8U8TGD72|1|1|2|1|1|195000|1|TN|47015|47015960100|1|||||1|||||2|2|5|||||5|||||2|2|1|2|2|2|25-34|No|25-34|No|86|0|Exempt|2|1|11
2|549300W4TWSN8U8TGD72|1|4|2|1|1|35000|3|TN|47111|47111970300|2|||||5|||||1|4|5|||||8|||||1|4|1|5|1|4|25-34|No|9999|NA|63|0|Exempt|3|2|1111
2|549300W4TWSN8U8TGD72|1|1|2|1|1|15000|3|TN|47041|47041920300|2|||||2|||||1|1|5|||||5|||||1|1|1|2|1|1|45-54|No|45-54|No|15|0|Exempt|3|1|111
2|549300W4TWSN8U8TGD72|1|1|2|1|3|135000|2|TN|47027|47027955100|2|||||2|||||2|2|5|||||5|||||2|2|1|2|2|2|>74|Yes|>74|Yes|44|0|Exempt|3|1|1111
2|549300W4TWSN8U8TGD72|1|1|2|2|1|55000|3|TN|47111|47111970200|1|||||1|||||1|1|5|||||5|||||1|1|1|2|1|1|45-54|No|35-44|No|61|0|Exempt|3|1|111
2|549300W4TWSN8U8TGD72|1|1|2|1|3|95000|1|TN|47041|47041920200|1|||||5|||||1|4|5|||||8|||||1|4|2|5|1|4|25-34|No|9999|NA|27|0|Exempt|3|1|1111
2|549300W4TWSN8U8TGD72|1|1|2|2|3|75000|1|TN|47111|47111970300|1|11|||||1|11|||||2|2|5|||||5|||||2|2|1|2|2|2|35-44|No|25-34|No|26|0|Exempt|3|1
2|549300W4TWSN8U8TGD72|1|4|2|2|1|35000|1|TN|47111|47111970200|2|||||5|||||2|4|5|||||8|||||2|4|1|5|2|4|35-44|No|9999|NA|41|0|Exempt|2|1|1111
2|549300W4TWSN8U8TGD72|1|31|2|1|1|35000|1|TN|47015|47015960100|2|||||2|||||1|1|5|||||5|||||1|1|1|2|1|1|55-64|No|45-54|No|50|0|Exempt|2|2|11
2|549300W4TWSN8U8TGD72|1|31|2|1|3|55000|1|TN|47111|47111970200|2|||||2|||||2|2|5|||||5|||||2|2|1|1|2|2|35-44|No|25-34|No|153|0|Exempt|3|1|
2|549300W4TWSN8U8TGD72|1|1|2|3|55000|1|TN|47111|47111970100|2|||||2|||||2|2|5|||||5|||||2|2|1|2|2|2|25-34|No|25-34|No|34|0|Exempt|3|1|111
2|549300W4TWSN8U8TGD72|1|1|2|1|3|65000|1|TN|47165|47165020102|2|||||5|||||1|4|5|||||8|||||1|4|2|5|1|4|45-54|No|9999|NA|78|0|Exempt|3|1|1111
2|549300W4TWSN8U8TGD72|1|1|2|1|3|115000|1|TN|47111|47111970300|2|||||5|||||1|4|5|||||8|||||1|4|1|5|1|4|65-74|Yes|9999|NA|364|0|Exempt|3|1|1
2|549300W4TWSN8U8TGD72|1|1|2|2|1|75000|1|TN|47111|47111970100|2|||||2|||||2|2|5|||||5|||||2|2|1|2|2|2|55-64|No|45-54|No|45|0|Exempt|2|1|111
2|549300W4TWSN8U8TGD72|1|31|2|1|1|15000|1|TN|47111|47111970300|2|||||2|||||2|2|5|||||5|||||2|2|1|2|2|2|65-74|Yes|55-64|Yes|21|0|Exempt|2|1|
2|549300W4TWSN8U8TGD72|1|31|2|2|1|75000|1|TN|47177|47177930300|2|||||5|||||2|4|5|||||8|||||2|4|1|5|2|4|55-64|No|9999|NA|65|0|Exempt|2|1|111
2|549300W4TWSN8U8TGD72|1|2|2|1|1|5000|3|TN|47111|47111970100|2|||||2|||||2|2|5|||||5|||||2|2|1|2|2|2|55-64|No|35-44|No|26|0|Exempt|3|1|1111
2|549300W4TWSN8U8TGD72|1|1|2|1|1|25000|1|TN|47133|47133950302|2|||||2|||||1|1|5|||||5|||||1|1|1|2|1|1|45-54|No|45-54|No|36|0|Exempt|2|1|111
2|549300W4TWSN8U8TGD72|1|4|2|2|1|55000|1|TN|47165|47165020102|2|||||5|||||2|4|5|||||8|||||2|4|1|5|2|4|25-34|No|9999|NA|50|0|Exempt|2|1|1111
2|549300W4TWSN8U8TGD72|1|1|2|2|1|15000|1|TN|47169|47169090100|2|||||5|||||2|4|5|||||8|||||2|4|1|5|2|4|35-44|No|9999|NA|43|0|Exempt|2|1|1111

2|549300W4TWSN8U8TGD72|1|31|2|1|3|75000|1|TN| |1|47111970200|2|||||2||||2|2|5||||5||||2|2|1|2| |5-44|No|35-44|No|170|0|Exempt|3|1|1
2|549300W4TWSN8U8TGD72|1|1|2|2|3|45000|1|TN|47111|47111970100|2|||||5||||2|4|5||||8||||2|4|1|5|2|4|<25|No|9999|NA|19|0|Exempt|3|1|1111|1
2|549300W4TWSN8U8TGD72|1|1|2|1|3|155000|1|TN|47111|47111970200|2|||||2||||2|2|5||||5||||2|2|1|2|2|2|>74|Yes|>74|Yes|38|0|Exempt|3|1|1111
2|549300W4TWSN8U8TGD72|1|31|2|2|1|65000|1|TN|47111|47111970400|2|||||2||||2|2|5||||5||||2|2|1|2|2|2|45-54|No|45-54|No|89|0|Exempt|2|1|11
2|549300W4TWSN8U8TGD72|1|1|2|2|1|45000|1|TN|47165|47165020208|2|||||5||||2|4|5||||8||||2|4|1|5|2|4|55-64|No|9999|NA|26|0|Exempt|2|1|1111
2|549300W4TWSN8U8TGD72|1|1|2|2|2|75000|1|KY|21003|21003920500|2|||||5||||1|4|5||||8||||1|4|1|5|1|4|45-54|No|9999|NA|19|0|Exempt|3|1|1111
2|549300W4TWSN8U8TGD72|1|31|2|2|1|75000|1|TN|47111|47111970400|2|||||5||||2|4|5||||8||||2|4|1|5|2|4|55-64|No|9999|NA|47|0|Exempt|2|1|111
2|549300W4TWSN8U8TGD72|1|1|2|1|3|485000|1|TN|47165|47165020501|2|||||2||||1|1|5||||5||||1|1|1|2|1|1|55-64|No|45-54|No|201|0|Exempt|3|1|1
2|549300W4TWSN8U8TGD72|1|1|2|1|3|205000|1|TN|47111|47111970400|2|||||2||||1|1|5||||5||||1|1|1|2|1|1|55-64|No|55-64|No|63|0|Exempt|3|1|11
2|549300W4TWSN8U8TGD72|1|31|2|1|3|45000|1|TN|47111|47111970200|2|||||2||||1|1|5||||5||||1|1|1|2|1|1|45-54|No|45-54|No|161|0|Exempt|3|1|1
2|549300W4TWSN8U8TGD72|1|4|2|2|1|5000|3|KY|21003|21003920600|2|||||5||||2|4|5||||8||||2|4|1|5|2|4|35-44|No|9999|NA|48|0|Exempt|3|1|1111
2|549300W4TWSN8U8TGD72|1|31|2|1|1|115000|1|TN|47111|47111970200|2|||||2||||1|1|5||||5||||1|1|1|2|1|1|35-44|No|35-44|No|70|0|Exempt|2|1|1
2|549300W4TWSN8U8TGD72|1|31|2|2|1|75000|1|TN|47111|47111970200|2|||||2||||1|1|5||||5||||1|1|1|2|1|1|45-54|No|45-54|No|31|0|Exempt|2|1|11
2|549300W4TWSN8U8TGD72|1|31|2|2|3|35000|1|TN|47111|47111970100|2|||||5||||1|4|5||||8||||1|4|1|5|1|4|45-54|No|9999|NA|NA|0|Exempt|3|1|111
2|549300W4TWSN8U8TGD72|1|31|2|1|3|155000|1|TN|47165|47165020102|1|||||1||||1|1|5||||5||||1|1|1|2|1|1|35-44|No|35-44|No|82|0|Exempt|3|1|1
2|549300W4TWSN8U8TGD72|1|2|2|1|3|115000|1|TN|47093|47093005603|2|||||5||||2|4|5||||8||||2|4|1|5|2|4|25-34|No|9999|NA|1438|0|Exempt|3|1|1
2|549300W4TWSN8U8TGD72|1|1|2|2|1|45000|1|TN|47041|47041920200|2|||||2||||2|2|5||||5||||2|2|2|2|2|2|35-44|No|>74|Yes|31|0|Exempt|2|1|1111
2|549300W4TWSN8U8TGD72|1|31|2|1|3|65000|1|TN|47015|47015960200|2|||||5||||2|4|5||||8||||2|4|1|5|2|4|>74|Yes|9999|NA|49|0|Exempt|3|1|1111
2|549300W4TWSN8U8TGD72|1|4|2|1|1|125000|1|TN|47149|47149041700|2|||||2||||2|2|5||||5||||2|2|1|2|2|2|45-54|No|45-54|No|143|0|Exempt|2|1|1
2|549300W4TWSN8U8TGD72|1|1|2|1|1|185000|1|TN|47087|47087960300|2|||||2||||1|1|5||||5||||1|1|1|2|1|1|25-34|No|25-34|No|128|0|Exempt|2|1|1
2|549300W4TWSN8U8TGD72|1|1|2|1|3|285000|1|TN|47041|47041920102|2|||||2||||1|1|5||||5||||1|1|1|2|1|1|25-34|No|25-34|No|99|0|Exempt|3|1|11
2|549300W4TWSN8U8TGD72|1|1|2|2|85000|1|TN|47061|47061955300|2|||||2||||1|1|5||||5||||1|1|1|2|1|1|65-74|Yes|65-74|Yes|92|0|Exempt|3|1|1
2|549300W4TWSN8U8TGD72|1|2|2|1|3|85000|1|TN|47051|47051960201|4|||||5||||3|4|7||||8||||3|4|4|5|3|4|8888|NA|9999|NA|NA|0|Exempt|3|1|1111|
2|549300W4TWSN8U8TGD72|1|1|2|1|1|555000|1|TN|47003|47003950800|2|||||2||||2|2|5||||5||||2|2|2|2|2|2|65-74|Yes|25-34|No|94|0|Exempt|2|1|1
2|549300W4TWSN8U8TGD72|1|31|2|1|1|55000|1|TN|47111|47111970200|2|||||2||||2|2|5||||5||||2|2|2|1|2|2|45-54|No|45-54|No|61|0|Exempt|2|1|11
2|549300W4TWSN8U8TGD72|1|1|2|1|3|195000|1|TN|47165|47165020101|2|||||2||||2|2|5||||5||||2|2|1|2|2|2|35-44|No|35-44|No|368|0|Exempt|3|1|1
2|549300W4TWSN8U8TGD72|1|1|2|2|3|55000|1|TN|47111|47111970300|2|||||2||||1|1|5||||5||||1|1|1|2|1|1|55-64|No|45-54|No|80|0|Exempt|3|1|111
2|549300W4TWSN8U8TGD72|1|1|2|2|3|45000|1|TN|47111|47111970100|2|||||5||||1|4|5||||8||||1|4|1|5|1|4|35-44|No|9999|NA|19|0|Exempt|3|1|1111
2|549300W4TWSN8U8TGD72|1|1|2|1|3|85000|1|TN|47111|47111970400|2|||||5||||1|4|5||||8||||1|4|1|5|1|4|65-74|Yes|9999|NA|364|0|Exempt|3|1|11
2|549300W4TWSN8U8TGD72|1|2|2|1|3|65000|1|TN|47111|47111970300|2|||||2||||1|1|5||||5||||1|1|1|2|1|1|55-64|Yes|55-64|Yes|259|0|Exempt|3|1|
2|549300W4TWSN8U8TGD72|1|31|2|1|3|105000|1|TN|47165|47165020800|4|||||5||||3|4|7||||8||||3|4|4|5|3|4|8888|NA|9999|NA|NA|0|Exempt|3|1|111
2|549300W4TWSN8U8TGD72|1|1|2|1|3|625000|1|TN|47111|47111970300|4|||||5||||3|4|7||||8||||3|4|4|5|3|4|8888|NA|9999|NA|NA|0|Exempt|3|1|1111
2|549300W4TWSN8U8TGD72|1|31|2|2|1|15000|1|TN|47165|47165020602|2|||||5||||2|4|5||||8||||2|4|2|5|2|4|55-64|No|9999|NA|22|0|Exempt|2|1|111
2|549300W4TWSN8U8TGD72|1|1|2|1|3|65000|1|TN|47027|47027955100|2|||||2||||1|1|5||||5||||1|1|1|2|1|1|45-54|No|45-54|No|95|0|Exempt|3|1|111
2|549300W4TWSN8U8TGD72|1|1|2|1|1|45000|1|TN|47015|47015960100|2|||||5||||2|4|5||||8||||2|4|2|5|2|4|35-44|No|9999|NA|21|0|Exempt|2|1|1111
2|549300W4TWSN8U8TGD72|1|4|2|1|1|25000|1|TN|47003|47003950800|2|||||2||||2|2|5||||5||||2|2|1|2|2|2|45-54|No|45-54|No|86|0|Exempt|2|2|111
2|549300W4TWSN8U8TGD72|1|4|2|2|1|55000|1|TN|47165|47165020101|2|||||2||||2|2|5||||5||||2|2|1|2|2|2|65-74|Yes|55-64|Yes|39|0|Exempt|2|1|1
2|549300W4TWSN8U8TGD72|1|1|2|1|1|35000|1|TN|47051|47051960201|2|||||5||||2|4|5||||8||||2|4|1|5|2|4|>74|Yes|9999|NA|25|0|Exempt|2|1|1111|
2|549300W4TWSN8U8TGD72|1|1|2|2|2|125000|1|TN|47061|47061955300|2|||||2||||2|2|5||||5||||2|2|1|2|2|2|45-54|No|35-44|No|265|0|Exempt|3|1|1
2|549300W4TWSN8U8TGD72|1|1|2|2|2|115000|1|TN|47061|47061955300|2|||||2||||2|2|5||||5||||2|2|2|1|2|2|45-54|No|45-54|No|154|0|Exempt|3|1|1
2|549300W4TWSN8U8TGD72|1|1|2|2|3|45000|1|TN|47189|47189030102|2|||||5||||2|4|5||||8||||2|4|1|5|2|4|55-64|No|9999|NA|77|0|Exempt|3|1|1111
2|549300W4TWSN8U8TGD72|1|1|2|2|1|65000|1|TN|47087|47087960200|2|||||5||||2|4|5||||8||||2|4|2|5|2|4|45-54|No|9999|NA|30|0|Exempt|2|1|1111
2|549300W4TWSN8U8TGD72|1|31|2|2|1|65000|3|TN|47111|47111970100|2|||||2||||1|1|5||||5||||1|1|1|2|1|1|45-54|No|45-54|No|77|0|Exempt|3|1|11
2|549300W4TWSN8U8TGD72|1|1|2|1|1|175000|3|KY|21227|21227010803|2|||||5||||1|4|5||||8||||1|4|2|5|1|4|35-44|No|9999|NA|25|0|Exempt|3|1|111
2|549300W4TWSN8U8TGD72|1|31|2|1|1|95000|3|TN|47111|47111970100|2|||||5||||1|4|5||||8||||1|4|1|5|1|4|65-74|Yes|9999|NA|45|0|Exempt|3|1|11
2|549300W4TWSN8U8TGD72|1|31|2|2|1|15000|3|TN|47111|47111970100|2|||||5||||2|4|5||||8||||2|4|2|5|2|4|55-64|No|9999|NA|16|0|Exempt|3|1|111
2|549300W4TWSN8U8TGD72|1|1|2|1|1|355000|1|TN|47003|47003950402|2|||||5||||2|4|5||||8||||2|4|2|5|2|4|55-64|No|9999|NA|15|0|Exempt|2|1|111
2|549300W4TWSN8U8TGD72|1|31|2|1|1|125000|1|TN|47051|47051960100|2|||||5||||2|4|5||||8||||2|4|1|5|2|4|55-64|No|9999|NA|53|0|Exempt|2|1|11
2|549300W4TWSN8U8TGD72|1|1|2|1|3|205000|1|TN|47111|47111970200|2|||||2||||2|2|5||||5||||2|2|1|2|2|2|55-64|No|45-54|No|610|0|Exempt|3|1|1
2|549300W4TWSN8U8TGD72|1|31|2|1|3|105000|1|TN|47031|47031970500|2|||||5||||2|4|5||||8||||2|4|1|5|2|4|45-54|No|9999|NA|182|0|Exempt|3|1|1
2|549300W4TWSN8U8TGD72|1|1|2|1|2|75000|1|AL|01093|01093964400|2|||||2||||2|2|5||||5||||2|2|1|2|2|2|45-54|No|45-54|No|264|0|Exempt|3|1|11
2|549300W4TWSN8U8TGD72|1|1|2|1|3|485000|1|TN|47015|47015960100|2|||||2||||1|1|5||||5||||1|1|1|1|1|1|55-64|Yes|55-64|Yes|182|0|Exempt|3|1
2|549300W4TWSN8U8TGD72|1|31|2|1|1|95000|1|TN|47041|47041920200|2|||||2||||2|2|5||||5||||2|2|1|2|2|2|35-44|No|35-44|No|105|0|Exempt|2|1|1
2|549300W4TWSN8U8TGD72|1|31|2|2|1|75000|1|TN|47041|47041920300|2|||||5||||1|4|5||||8||||1|4|1|5|1|4|45-54|No|9999|NA|90|0|Exempt|2|1|111
2|549300W4TWSN8U8TGD72|1|1|2|2|3|35000|1|TN|47133|47133950302|2|||||2||||1|1|5||||5||||1|1|2|1|1|1|45-54|No|55-64|No|40|0|Exempt|3|1|111
2|549300W4TWSN8U8TGD72|1|31|2|1|1|75000|1|TN|47087|47087960200|2|||||2||||1|1|5||||5||||1|1|1|2|1|1|55-64|No|45-54|No|43|0|Exempt|2|1|11
2|549300W4TWSN8U8TGD72|1|31|2|1|1|65000|1|TN|47165|47165020102|2|||||5||||2|4|5||||8||||2|4|1|5|2|4|55-64|No|9999|NA|35|0|Exempt|2|1|111
2|549300W4TWSN8U8TGD72|1|1|2|2|1|35000|1|TN|47111|47111970400|2|||||5||||2|4|5||||8||||2|4|1|5|1|4|25-34|No|9999|NA|48|0|Exempt|2|1|1111
2|549300W4TWSN8U8TGD72|1|1|2|1|3|65000|1|TN|47111|47111970300|2|||||5||||1|4|5||||8||||1|4|1|5|1|4|65-74|Yes|9999|NA|287|0|Exempt|3|1|11
2|549300W4TWSN8U8TGD72|1|1|2|1|3|115000|1|TN|47111|47111970400|2|||||5||||1|4|5||||8||||1|4|1|5|1|4|45-54|No|9999|NA|150|0|Exempt|3|1|11
2|549300W4TWSN8U8TGD72|1|1|2|2|1|35000|1|TN|47111|47111970100|2|||||5||||2|4|5||||8||||2|4|2|5|2|4|35-44|No|9999|NA|28|0|Exempt|2|1|1111
2|549300W4TWSN8U8TGD72|1|1|2|2|1|35000|1|TN|47111|47111970100|2|||||5||||1|4|5||||8||||1|4|2|5|1|4|<25|No|9999|NA|31|0|Exempt|2|1|1111|1
2|549300W4TWSN8U8TGD72|1|1|2|1|1|195000|1|TN|47037|47037015401|2|||||5||||2|4|5||||8||||2|4|2|5|2|4|<25|No|9999|NA|76|0|Exempt|2|1|1111|
2|549300W4TWSN8U8TGD72|1|31|2|2|1|35000|1|TN|47111|47111970200|2|||||2||||1|1|5||||5||||1|1|2|1|1|1|55-64|No|45-54|No|43|0|Exempt|2|1|11
2|549300W4TWSN8U8TGD72|1|4|2|2|1|25000|1|TN|47111|47111970200|2|||||5||||1|4|5||||8||||1|4|1|5|1|4|55-64|No|9999|NA|16|0|Exempt|2|1|1111
2|549300W4TWSN8U8TGD72|1|31|2|2|1|35000|2|TN|47111|47111970400|2|||||5||||2|4|5||||8||||2|4|2|5|2|4|25-34|No|9999|NA|33|0|Exempt|3|1|111
2|549300W4TWSN8U8TGD72|1|31|2|2|1|105000|3|TN|47165|47165020102|2|||||2||||2|2|5||||5||||2|2|1|2|2|2|35-44|No|35-44|No|50|0|Exempt|3|1|1
2|549300W4TWSN8U8TGD72|1|2|2|2|1|75000|1|KY|21003|21003920600|2|||||2||||2|2|5||||5||||2|2|1|2|2|2|55-64|No|35-44|No|38|0|Exempt|2|1|111
2|549300W4TWSN8U8TGD72|1|31|2|1|1|55000|1|TN|47165|47165020502|2|||||2||||2|2|5||||5||||2|2|1|2|2|2|55-64|Yes|65-74|Yes|51|0|Exempt|2|1|
2|549300W4TWSN8U8TGD72|1|1|2|1|1|125000|1|TN|47111|47111970300|2|||||2||||2|2|5||||5||||2|2|1|2|2|2|45-54|No|45-54|No|120|0|Exempt|2|1|1
2|549300W4TWSN8U8TGD72|1|31|2|2|1|25000|1|TN|47111|47111970200|2|||||2||||1|1|5||||5||||1|1|1|2|1|1|65-74|Yes|55-64|No|34|0|Exempt|2|1|1
2|549300W4TWSN8U8TGD72|1|31|2|1|1|105000|4|TN|47159|47159975400|2|||||2||||2|2|5||||5||||2|2|2|1|2|2|35-44|No|45-54|No|21|0|Exempt|3|1|1
2|549300W4TWSN8U8TGD72|1|1|2|2|2|125000|1|TN|47061|47061955300|2|||||5||||2|4|5||||8||||2|4|1|5|2|4|25-34|No|9999|NA|58|0|Exempt|3|1|111
2|549300W4TWSN8U8TGD72|1|31|2|1|3|105000|1|TN|47159|47159975400|2|||||5||||2|4|5||||8||||2|4|1|5|2|4|55-64|No|9999|NA|30|0|Exempt|3|1|11
2|549300W4TWSN8U8TGD72|1|31|2|2|3|35000|1|TN|47111|47111970200|2|||||2||||2|2|5||||5||||2|2|1|2|2|2|45-54|No|45-54|No|160|0|Exempt|3|1|1
2|549300W4TWSN8U8TGD72|1|1|2|1|3|115000|1|TN|47111|47111970300|2|||||5||||2|4|5||||8||||2|4|1|5|2|4|25-34|No|9999|NA|143|0|Exempt|3|1|11
2|549300W4TWSN8U8TGD72|1|1|2|1|3|45000|1|TN|47031|47031970802|2|||||2||||1|1|5||||5||||1|1|1|2|1|1|45-54|No|45-54|No|250|0|Exempt|3|1|11
2|549300W4TWSN8U8TGD72|1|2|2|1|1|85000|1|TN|47031|47031970900|2|||||2||||2|2|5||||5||||2|2|1|2|2|2|45-54|No|35-44|No|96|0|Exempt|2|1|111
2|549300W4TWSN8U8TGD72|1|1|2|1|3|75000|1|TN|47103|47103975500|4|||||5||||3|4|7||||8||||3|4|4|5|3|4|8888|NA|9999|NA|NA|0|Exempt|3|1|1111|
2|549300W4TWSN8U8TGD72|1|31|2|1|3|75000|1|TN|47051|47051960100|4|||||5||||3|4|7||||8||||3|4|4|5|3|4|8888|NA|9999|NA|NA|0|Exempt|3|1|1111
2|549300W4TWSN8U8TGD72|1|1|2|1|1|295000|1|TN|47149|47149041101|2|||||2||||2|2|27||||27||||2|2|1|2|2|2|55-64|No|55-64|No|75|0|Exempt|2|1|
2|549300W4TWSN8U8TGD72|1|31|2|1|3|35000|1|TN|47051|47051960202|2|||||5||||1|4|5||||8||||1|4|2|5|1|4|55-64|No|9999|NA|129|0|Exempt|3|1|11
2|549300W4TWSN8U8TGD72|1|1|2|1|3|105000|1|TN|47037|47037015627|2|||||5||||2|4|5||||8||||2|4|2|5|2|4|25-34|No|9999|NA|60|0|Exempt|3|1|111
2|549300W4TWSN8U8TGD72|1|31|2|1|3|65000|1|TN|47051|47051960400|2|||||2||||1|1|5||||5||||1|1|1|2|1|1|55-64|No|55-64|No|62|0|Exempt|3|1|11
2|549300W4TWSN8U8TGD72|1|1|2|1|3|165000|1|TN|47189|47189030202|2|||||5||||2|4|5||||8||||2|4|1|5|2|4|45-54|No|9999|NA|742|0|Exempt|3|1|11
2|549300W4TWSN8U8TGD72|1|1|2|1|3|305000|1|TN|47149|47149040105|2|||||5||||2|4|5||||8||||2|4|1|5|2|4|65-74|Yes|9999|NA|113|0|Exempt|3|1|1
2|549300W4TWSN8U8TGD72|1|31|2|1|1|15000|1|TN|47031|47031970100|2|||||2||||2|2|5||||5||||2|2|1|2|2|2|65-74|Yes|65-74|Yes|56|0|Exempt|2|1|
2|549300W4TWSN8U8TGD72|1|31|2|2|1|55000|3|TN|47111|47111970400|2|||||2||||2|2|5||||5||||2|2|2|1|2|2|45-54|No|45-54|No|48|0|Exempt|3|1|11
2|549300W4TWSN8U8TGD72|1|1|2|1|1|65000|1|TN|47111|47111970200|2|||||2||||1|1|5||||5||||1|1|1|2|1|1|25-34|No|25-34|No|102|0|Exempt|2|1|11
2|549300W4TWSN8U8TGD72|1|2|2|1|1|35000|1|TN|47111|47111970300|2|||||5||||1|4|5||||8||||1|4|1|5|1|4|65-74|Yes|9999|NA|30|0|Exempt|2|1|111
2|549300W4TWSN8U8TGD72|1|1|2|1|1|95000|1|TN|47165|47165020102|2|||||5||||2|4|5||||8||||2|4|1|5|2|4|35-44|No|9999|NA|34|0|Exempt|2|1|1111
2|549300W4TWSN8U8TGD72|1|31|2|1|1|65000|1|KY|21171|21171930200|2|||||5||||1|4|5||||8||||1|4|1|5|1|4|35-44|No|9999|NA|31|0|Exempt|2|1|111
2|549300W4TWSN8U8TGD72|1|1|2|2|3|35000|1|TN|47159|47159975200|2|||||5||||2|4|5||||8||||2|4|1|5|2|4|55-64|No|9999|NA|77|0|Exempt|3|1|1111
2|549300W4TWSN8U8TGD72|1|1|2|1|3|135000|1|TN|47111|47111970200|2|||||5||||1|4|5||||8||||1|4|1|5|1|4|45-54|No|9999|NA|73|0|Exempt|3|1|111
2|549300W4TWSN8U8TGD72|1|1|2|2|1|25000|1|TN|47111|47111970200|2|||||2||||2|2|5||||5||||2|2|1|2|2|2|35-44|No|25-34|No|78|0|Exempt|2|1|111
2|549300W4TWSN8U8TGD72|1|1|2|2|3|35000|1|TN|47041|47041920300|2|||||2||||1|1|5||||5||||1|1|1|2|1|1|45-54|No|35-44|No|132|0|Exempt|3|1|11
2|549300W4TWSN8U8TGD72|1|1|2|1|3|95000|1|TN|47153|47153060200|2|||||2||||1|1|5||||2||||1|1|1|2|1|1|25-34|No|25-34|No|71|0|Exempt|3|1|111
2|549300W4TWSN8U8TGD72|1|1|2|1|3|165000|1|TN|47037|47037010201|2|||||5||||2|4|5||||8||||2|4|1|5|2|4|25-34|No|9999|NA|94|0|Exempt|3|1|111
2|549300W4TWSN8U8TGD72|1|31|2|1|1|115000|1|TN|47015|47015960100|2|||||2||||1|1|5||||5||||1|1|1|2|1|1|45-54|No|45-54|No|79|0|Exempt|2|1|1
2|549300W4TWSN8U8TGD72|1|1|2|2|3|105000|1|TN|47041|47041920102|2|||||2||||2|2|5||||5||||2|2|1|2|2|2|45-54|No|45-54|No|99|0|Exempt|3|1|11

```
2|549300W4TWSN8U8TGD72|1|1|2|2|1|35000|1|TN|     |47169090100|2|||||2|||||1|1|5||||5||||1|1|1|2|1,     -34|No|<25|No|42|0|Exempt|2|1|1111|
2|549300W4TWSN8U8TGD72|1|2|2|2|1|35000|1|TN|47165|47165020102|2|||||2|||||2|2|5||||5||||2|2|1|2|2|2|35-44|No|25-34|No|36|0|Exempt|2|1|111
2|549300W4TWSN8U8TGD72|1|31|2|1|1|15000|1|TN|47111|47111970300|2|||||5|||||1|4|5||||8||||1|4|2|5|1|4|>74|Yes|9999|NA|20|0|Exempt|2|1|1111
2|549300W4TWSN8U8TGD72|1|1|2|1|3|105000|1|TN|47111|47111970300|2|||||5|||||2|4|5||||8||||2|4|1|5|2|4|35-44|No|9999|NA|83|0|Exempt|3|1|111
2|549300W4TWSN8U8TGD72|1|31|2|1|3|425000|1|TN|47111|47111970200|4|||||5|||||3|4|7||||8||||3|4|4|5|3|4|8888|NA|9999|NA|NA|0|Exempt|3|2|111
2|549300W4TWSN8U8TGD72|1|1|2|2|3|65000|1|TN|47111|47111970200|2|||||5|||||1|4|5||||8||||1|4|1|5|1|4|65-74|Yes|9999|NA|370|0|Exempt|3|1|11
2|549300W4TWSN8U8TGD72|1|31|2|2|1|35000|1|TN|47111|47111970400|2|||||5|||||2|4|5||||8||||2|4|2|5|2|4|25-34|No|9999|NA|33|0|Exempt|2|1|111
2|549300W4TWSN8U8TGD72|1|1|2|2|1|105000|1|TN|47111|47111970100|2|||||2|||||1|1|5||||5||||1|1|1|2|1|1|65-74|Yes|65-74|Yes|56|0|Exempt|2|1|
2|549300W4TWSN8U8TGD72|1|1|2|2|1|75000|1|TN|47111|47111970200|2|||||5|||||1|4|5||||8||||1|4|1|5|1|4|35-44|No|9999|NA|26|0|Exempt|2|1|1111
2|549300W4TWSN8U8TGD72|1|1|2|1|3|175000|1|TN|47111|47111970300|2|||||2|||||1|1|5||||5||||1|1|1|2|1|1|45-54|No|45-54|No|35|0|Exempt|3|1|11
2|549300W4TWSN8U8TGD72|1|1|2|2|1|25000|1|TN|47111|47111970100|2|||||5|||||1|4|5||||8||||1|4|1|5|1|4|55-64|No|9999|NA|15|0|Exempt|2|1|1111
2|549300W4TWSN8U8TGD72|1|1|2|2|1|35000|1|TN|47027|47027955100|2|||||2|||||2|2|5||||5||||2|2|1|2|2|2|55-64|No|55-64|No|43|0|Exempt|2|1|111
2|549300W4TWSN8U8TGD72|1|4|2|1|1|25000|1|TN|47041|47041920101|2|||||2|||||2|2|5||||5||||2|2|1|1|2|2|25-34|No|65-74|Yes|69|0|Exempt|2|1|11
2|549300W4TWSN8U8TGD72|1|31|2|1|3|1005000|1|TN|47031|47031970900|2|||||5|||||1|4|5||||8||||1|4|1|5|1|4|25-34|No|9999|NA|780|0|Exempt|3|1|
2|549300W4TWSN8U8TGD72|1|1|2|1|3|245000|1|TN|47037|47037019111|2|||||5|||||1|4|5||||8||||1|4|1|5|1|4|65-74|Yes|9999|NA|157|0|Exempt|3|1|1
2|549300W4TWSN8U8TGD72|1|1|2|2|2|135000|1|TN|47061|47061955300|2|||||5|||||1|4|5||||8||||1|4|2|5|1|4|45-54|No|9999|NA|261|0|Exempt|3|1|11
2|549300W4TWSN8U8TGD72|1|1|2|1|1|65000|1|TN|47003|47003950300|2|||||5|||||2|4|5||||8||||2|4|1|5|2|4|25-34|No|9999|NA|58|0|Exempt|2|1|1111
2|549300W4TWSN8U8TGD72|1|4|2|1|1|55000|1|TN|47003|47003950402|2|||||5|||||2|4|5||||8||||2|4|1|5|2|4|25-34|No|9999|NA|70|0|Exempt|2|2|1111
2|549300W4TWSN8U8TGD72|1|2|2|1|1|45000|1|TN|47041|47041920102|2|||||2|||||2|2|5||||5||||2|2|1|2|2|2|55-64|Yes|65-74|Yes|61|0|Exempt|2|1|1
2|549300W4TWSN8U8TGD72|1|1|2|1|3|145000|1|TN|47041|47041920200|2|||||5|||||2|4|5||||8||||2|4|1|5|2|4|35-44|No|9999|NA|122|0|Exempt|3|1|11
2|549300W4TWSN8U8TGD72|1|31|2|2|1|145000|1|TN|47189|47189031000|2|||||2|||||1|1|5||||5||||1|1|1|2|1|1|35-44|No|35-44|No|48|0|Exempt|2|1|1
2|549300W4TWSN8U8TGD72|1|1|2|1|1|235000|1|TN|47003|47003950300|2|||||5|||||2|4|5||||8||||2|4|2|5|2|4|65-74|Yes|9999|NA|20|0|Exempt|2|1|11
2|549300W4TWSN8U8TGD72|1|1|2|2|3|25000|1|TN|47111|47111970300|2|||||2|||||2|2|5||||5||||2|2|1|2|2|2|55-64|Yes|55-64|No|92|0|Exempt|3|1|11
2|549300W4TWSN8U8TGD72|1|1|2|2|1|105000|3|TN|47111|47111970100|2|||||2|||||2|2|5||||5||||2|2|1|2|2|2|25-34|No|25-34|No|63|0|Exempt|3|1|11
2|549300W4TWSN8U8TGD72|1|1|2|1|3|65000|1|TN|47111|47111970300|2|||||2|||||2|2|5||||5||||2|2|1|2|2|2|35-44|No|35-44|No|368|0|Exempt|3|1|11
2|549300W4TWSN8U8TGD72|1|31|2|1|3|125000|1|TN|47093|47093002000|2|||||2|||||1|1|5||||5||||1|1|1|2|1|1|35-44|No|35-44|No|151|0|Exempt|3|1|
2|549300W4TWSN8U8TGD72|1|31|2|1|1|155000|4|TN|47041|47041920102|2|||||2|||||1|1|5||||5||||1|1|1|2|1|1|45-54|No|45-54|No|42|0|Exempt|3|1|1
2|549300W4TWSN8U8TGD72|1|1|2|2|1|115000|3|TN|47111|47111970200|2|||||2|||||2|2|5||||5||||2|2|1|2|2|2|25-34|No|25-34|No|66|0|Exempt|3|1|11
2|549300W4TWSN8U8TGD72|1|1|2|1|3|75000|4|TN|47111|47111970300|2|||||2|||||2|2|5||||5||||2|2|1|2|2|2|65-74|Yes|55-64|Yes|45|0|Exempt|3|2|1
2|549300W4TWSN8U8TGD72|1|1|2|2|1|25000|1|TN|47087|47087960300|2|||||5|||||2|4|5||||8||||2|4|1|5|2|4|25-34|No|9999|NA|31|0|Exempt|2|1|1111
2|549300W4TWSN8U8TGD72|1|31|2|2|1|45000|1|TN|47111|47111970400|2|||||5|||||2|4|5||||8||||2|4|2|5|2|4|25-34|No|9999|NA|39|0|Exempt|2|1|111
2|549300W4TWSN8U8TGD72|1|1|2|1|3|45000|1|KY|21213|21213970400|2|||||2|||||1|1|5||||5||||1|1|1|2|1|1|45-54|No|45-54|No|102|0|Exempt|3|1|11
2|549300W4TWSN8U8TGD72|1|1|2|2|1|65000|1|TN|47111|47111970100|2|||||5|||||2|4|5||||8||||2|4|2|5|2|4|45-54|No|9999|NA|53|0|Exempt|2|1|1111
2|549300W4TWSN8U8TGD72|1|31|2|2|1|55000|1|TN|47111|47111970300|2|||||5|||||2|4|5||||8||||2|4|1|5|2|4|55-64|No|9999|NA|39|0|Exempt|2|1|111
2|549300W4TWSN8U8TGD72|1|1|2|1|1|45000|1|TN|47111|47111970300|1|||||5|||||2|4|5||||8||||2|4|1|5|2|4|25-34|No|9999|NA|34|0|Exempt|2|1|1111
2|549300W4TWSN8U8TGD72|1|1|2|1|3|135000|1|TN|47041|47041920200|2|||||5|||||2|4|5||||8||||2|4|2|5|2|4|45-54|No|9999|NA|42|0|Exempt|3|1|111
2|549300W4TWSN8U8TGD72|1|31|2|1|1|45000|1|TN|47041|47041920200|2|||||5|||||2|4|5||||8||||2|4|2|5|2|4|55-64|No|9999|NA|31|0|Exempt|2|1|111
2|549300W4TWSN8U8TGD72|1|31|2|1|1|65000|4|TN|47165|47165020204|2|||||2|||||2|2|5||||5||||2|2|1|2|2|2|35-44|No|35-44|No|88|0|Exempt|3|1|11
2|549300W4TWSN8U8TGD72|1|31|2|2|3|65000|1|TN|47031|47031970900|2|||||2|||||1|1|5||||5||||1|1|1|2|1|1|45-54|No|45-54|No|32|0|Exempt|3|1|11
2|549300W4TWSN8U8TGD72|1|1|2|1|3|145000|1|TN|47041|47041920200|2|||||5|||||2|4|5||||8||||2|4|2|5|2|4|55-64|No|9999|NA|47|0|Exempt|3|1|111
2|549300W4TWSN8U8TGD72|1|1|2|2|1|55000|1|TN|47031|47031970500|2|||||5|||||2|4|5||||8||||2|4|2|5|2|4|55-64|Yes|9999|NA|35|0|Exempt|2|1|111
2|549300W4TWSN8U8TGD72|1|1|2|1|3|105000|1|TN|47031|47031971000|4|||||5|||||3|4|7||||8||||3|4|4|5|3|4|8888|NA|9999|NA|NA|0|Exempt|3|1|1111
2|549300W4TWSN8U8TGD72|1|31|2|2|3|55000|1|TN|47031|47031970400|2|||||2|||||1|1|5||||5||||1|1|1|2|1|1|45-54|No|45-54|No|32|0|Exempt|3|1|11
2|549300W4TWSN8U8TGD72|1|1|2|1|1|185000|1|TN|47031|47031970400|2|||||2|||||2|2|5||||5||||2|2|1|2|2|2|55-64|Yes|55-64|No|135|0|Exempt|2|1|
2|549300W4TWSN8U8TGD72|1|31|2|1|1|25000|1|TN|47111|47111970300|2|||||5|||||1|4|5||||8||||1|4|2|5|1|4|>74|Yes|9999|NA|24|0|Exempt|2|1|1111
2|549300W4TWSN8U8TGD72|1|1|2|2|1|95000|1|TN|47027|47027955100|2|||||2|||||2|2|5||||5||||2|2|1|2|2|2|55-64|No|65-74|Yes|139|0|Exempt|2|1|1
2|549300W4TWSN8U8TGD72|1|1|2|1|1|95000|1|TN|47041|47041920300|2|||||2|||||2|2|5||||5||||2|2|2|1|2|2|<25|No|<25|No|42|0|Exempt|2|1|1111|11
2|549300W4TWSN8U8TGD72|1|31|2|1|1|85000|1|TN|47165|47165020700|2|||||2|||||2|2|5||||5||||2|2|1|2|2|2|45-54|No|45-54|No|74|0|Exempt|2|1|11
2|549300W4TWSN8U8TGD72|1|4|2|2|1|35000|1|TN|47111|47111970400|2|||||2|||||2|2|5||||5||||2|2|1|2|2|2|35-44|No|35-44|No|67|0|Exempt|2|1|111
2|549300W4TWSN8U8TGD72|1|1|2|1|3|655000|1|TN|47189|47189030202|2|||||5|||||1|4|5||||8||||1|4|1|5|1|4|45-54|No|9999|NA|160|0|Exempt|3|1|11
2|549300W4TWSN8U8TGD72|1|1|2|1|1|245000|1|TN|47031|47031970200|2|||||2|||||2|2|3||||5||||2|2|1|2|2|2|35-44|No|25-34|No|58|0|Exempt|2|1|11
2|549300W4TWSN8U8TGD72|1|1|2|1|3|65000|1|TN|47111|47111970400|2|||||5|||||2|4|5||||8||||2|4|1|5|2|4|55-64|No|9999|NA|43|0|Exempt|3|1|1111
2|549300W4TWSN8U8TGD72|1|31|2|2|1|25000|1|TN|47041|47041920102|2|||||2|||||2|2|5||||5||||2|2|1|2|2|2|65-74|Yes|55-64|No|36|0|Exempt|2|1|1
2|549300W4TWSN8U8TGD72|1|1|2|2|3|125000|1|TN|47189|47189030102|2|||||2|||||2|2|5||||5||||2|2|1|1|2|2|45-54|No|25-34|No|145|0|Exempt|3|1|1
2|549300W4TWSN8U8TGD72|1|31|2|1|3|205000|1|TN|47189|47189030204|2|||||5|||||1|4|3||||6||||1|4|1|5|1|4|55-64|Yes|9999|NA|42|0|Exempt|3|1|1
2|549300W4TWSN8U8TGD72|1|1|2|2|1|55000|4|TN|47027|47027955000|2|||||2|||||1|1|5||||5||||1|1|2|1|1|1|55-64|Yes|65-74|Yes|20|0|Exempt|3|1|1
2|549300W4TWSN8U8TGD72|1|1|2|1|3|15000|1|TN|47087|47087960400|2|||||2|||||1|1|5||||5||||1|1|2|1|1|1|55-64|No|55-64|No|37|0|Exempt|3|1|111
2|549300W4TWSN8U8TGD72|1|1|2|1|1|275000|1|TN|47003|47003950401|2|||||2|||||2|2|5||||5||||2|2|1|2|2|2|35-44|No|25-34|No|52|0|Exempt|2|1|11
2|549300W4TWSN8U8TGD72|1|1|2|1|3|85000|1|TN|47087|47087960400|2|||||2|||||1|1|5||||5||||1|1|1|2|1|1|35-44|No|35-44|No|87|0|Exempt|3|1|111
2|549300W4TWSN8U8TGD72|1|1|2|1|3|65000|1|KY|21003|21003920300|2|||||2|||||1|1|5||||5||||1|1|2|2|1|1|65-74|Yes|55-64|Yes|149|0|Exempt|3|1|
2|549300W4TWSN8U8TGD72|1|1|2|2|1|55000|2|TN|47111|47111970200|2|||||5|||||2|4|5||||8||||2|4|1|5|2|4|55-64|No|9999|NA|18|0|Exempt|3|1|1111
2|549300W4TWSN8U8TGD72|1|31|2|2|1|65000|2|TN|47111|47111970400|2|||||2|||||1|1|5||||5||||1|1|1|2|1|1|<25|No|<25|No|46|0|Exempt|3|1|1111|1
2|549300W4TWSN8U8TGD72|1|1|2|1|3|125000|1|TN|47027|47027955000|2|||||2|||||2|2|5||||5||||2|2|1|2|2|2|35-44|No|35-44|No|151|0|Exempt|3|1|1
2|549300W4TWSN8U8TGD72|1|1|2|1|1|445000|1|TN|47003|47003950100|2|||||2|||||2|2|5||||5||||2|2|1|2|2|2|55-64|No|55-64|No|144|0|Exempt|2|1|1
2|549300W4TWSN8U8TGD72|1|1|2|2|1|85000|3|TN|47111|47111970200|2|||||5|||||2|4|5||||8||||2|4|1|5|2|4|35-44|No|9999|NA|24|0|Exempt|3|1|1111
2|549300W4TWSN8U8TGD72|1|31|2|2|1|45000|1|TN|47165|47165020101|2|||||2|||||2|2|5||||5||||2|2|1|2|2|2|35-44|No|35-44|No|50|0|Exempt|2|1|11
2|549300W4TWSN8U8TGD72|1|31|2|1|3|35000|2|TN|47165|47165020101|2|||||5|||||1|4|5||||8||||1|4|1|5|1|4|65-74|Yes|9999|NA|54|0|Exempt|3|1|11
2|549300W4TWSN8U8TGD72|1|31|2|1|3|75000|1|TN|47027|47027955100|2|||||2|||||2|2|5||||5||||2|2|1|2|2|2|35-44|No|35-44|No|54|0|Exempt|2|1|11
2|549300W4TWSN8U8TGD72|1|1|2|1|1|25000|4|TN|47041|47041920300|2|||||5|||||2|4|5||||8||||2|4|1|5|2|4|55-64|Yes|9999|NA|28|0|Exempt|3|1|111
2|549300W4TWSN8U8TGD72|1|1|2|2|1|85000|4|TN|47159|47159975400|2|||||2|||||2|2|5||||5||||2|2|1|2|2|2|25-34|No|25-34|No|71|0|Exempt|3|1|111
2|549300W4TWSN8U8TGD72|1|31|2|2|3|35000|2|TN|47111|47111970200|2|||||5|||||2|4|5||||8||||2|4|2|5|2|4|55-64|Yes|9999|NA|68|0|Exempt|3|1|11
2|549300W4TWSN8U8TGD72|1|1|2|1|3|205000|2|TN|47111|47111970200|2|||||5|||||2|4|5||||8||||2|4|2|5|2|4|>74|Yes|9999|NA|18|0|Exempt|3|1|1111
2|549300W4TWSN8U8TGD72|1|1|2|1|1|105000|2|TN|47111|47111970400|2|||||2|||||1|1|5||||5||||1|1|1|2|1|1|25-34|No|25-34|No|79|0|Exempt|3|1|11
2|549300W4TWSN8U8TGD72|1|1|2|2|1|75000|3|TN|47111|47111970100|2|||||5|||||2|4|5||||8||||2|4|2|5|2|4|25-34|No|9999|NA|23|0|Exempt|3|1|1111
2|549300W4TWSN8U8TGD72|1|4|2|2|1|15000|3|TN|47169|47169090100|2|||||5|||||1|4|5||||8||||1|4|1|5|1|4|25-34|No|9999|NA|34|0|Exempt|3|1|1111
2|549300W4TWSN8U8TGD72|1|31|2|1|1|405000|3|TN|47189|47189030307|2|||||5|||||2|4|5||||8||||2|4|2|5|2|4|65-74|Yes|9999|NA|115|0|Exempt|3|1|
2|549300W4TWSN8U8TGD72|1|1|2|1|2|55000|3|TN|47003|47003950600|2|||||2|||||2|2|5||||5||||2|2|1|2|2|2|55-64|No|55-64|No|177|0|Exempt|3|1|11
2|549300W4TWSN8U8TGD72|1|1|2|2|1|65000|4|TN|47111|47111970200|2|||||2|||||2|2|5||||5||||2|2|1|1|2|2|25-34|No|45-54|No|112|0|Exempt|3|1|11
2|549300W4TWSN8U8TGD72|1|31|2|2|1|25000|3|TN|47111|47111970300|2|||||5|||||2|4|5||||8||||2|4|2|5|2|4|55-64|No|9999|NA|13|0|Exempt|3|1|111
2|549300W4TWSN8U8TGD72|1|1|2|1|1|105000|3|TN|47165|47165020602|2|||||2|||||2|2|5||||5||||2|2|1|2|2|2|55-64|No|55-64|No|49|0|Exempt|3|1|11
2|549300W4TWSN8U8TGD72|1|1|2|1|1|45000|3|TN|47111|47111970100|2|||||2|||||1|1|5||||5||||1|1|1|2|1|1|25-34|No|25-34|No|92|0|Exempt|3|1|111
2|549300W4TWSN8U8TGD72|1|31|2|2|1|25000|5|TN|47127|47127930100|2|||||2|||||2|2|5||||5||||2|2|1|2|2|2|65-74|Yes|55-64|No|18|0|Exempt|3|1|1
2|549300W4TWSN8U8TGD72|1|31|2|2|1|45000|3|TN|47111|47111970400|2|||||2|||||2|2|5||||5||||2|2|1|2|2|2|65-74|Yes|55-64|No|56|0|Exempt|3|1|1
2|549300W4TWSN8U8TGD72|1|1|2|2|1|155000|4|TN|47061|47061955300|2|||||5|||||1|4|5||||8||||1|4|2|5|1|4|65-74|Yes|9999|NA|157|0|Exempt|3|1|1
2|549300W4TWSN8U8TGD72|1|1|2|2|1|65000|4|TN|47041|47041920300|2|||||2|||||2|2|5||||5||||2|2|1|2|2|2|45-54|No|45-54|No|106|0|Exempt|3|1|11
2|549300W4TWSN8U8TGD72|1|1|2|1|1|125000|3|TN|47041|47041920300|2|||||2|||||1|1|5||||5||||1|1|2|1|1|1|45-54|No|45-54|No|52|0|Exempt|3|1|11
2|549300W4TWSN8U8TGD72|1|1|2|1|1|95000|4|TN|47003|47003950401|2|||||5|||||2|4|5||||8||||2|4|1|5|2|4|25-34|No|9999|NA|25|0|Exempt|3|1|1111
2|549300W4TWSN8U8TGD72|1|31|2|2|1|15000|3|TN|47165|47165020102|2|||||5|||||2|4|5||||8||||2|4|2|5|2|4|65-74|Yes|9999|NA|13|0|Exempt|3|1|11
2|549300W4TWSN8U8TGD72|1|1|2|2|1|105000|4|TN|47061|47061955300|2|||||2|||||2|2|5||||5||||2|2|1|2|2|2|65-74|Yes|45-54|No|269|0|Exempt|3|1|
2|549300W4TWSN8U8TGD72|1|1|2|1|1|55000|3|TN|47041|47041920300|2|||||2|||||1|1|5||||5||||1|1|1|2|1|1|55-64|No|55-64|Yes|65|0|Exempt|3|1|11
2|549300W4TWSN8U8TGD72|1|1|2|2|1|165000|4|TN|47111|47111970200|2|||||2|||||1|1|5||||5||||1|1|1|2|1|1|45-54|No|55-64|No|43|0|Exempt|3|1|11
```

2020
HMDA Notice
and
Modified LAR

2020|549300W4TWSN8U8TGD72|1|31|2|1|3|45000|1|TN|47003|47003950600|2|||||2|||||
2|2|5|||||5|||||2|2|1|2|2|2|45-54|No|35-44|No|89|0|Exempt|3|1|1111|1111|1111||
||Exempt|Exempt|Exempt|Exempt|Exempt|Exempt|Exempt|Exempt|Exempt|Exempt|Exempt
|1111|1111|1111|1111|Exempt|1111|1111|1|Exempt|1111|1111|1111|||||1111|1111|11
11
2020|549300W4TWSN8U8TGD72|1|31|2|1|3|35000|1|TN|47051|47051960201|2|||||5|||||
1|4|5|||||8|||||1|4|1|5|1|4|35-44|No|9999|NA|95|0|Exempt|3|1|1111|1111|1111|||
|Exempt|Exempt|Exempt|Exempt|Exempt|Exempt|Exempt|Exempt|Exempt|Exempt|Exempt|
1111|1111|1111|1111|Exempt|1111|1111|1|Exempt|1111|1111|1111|||||1111|1111|111
1
2020|549300W4TWSN8U8TGD72|1|1|2|1|1|345000|1|TN|47149|47149041403|1|||||1|||||
1|1|5|||||5|||||1|1|1|1|1|1|25-34|No|45-54|No|105|0|Exempt|2|1|1111|1111|1111|
|||Exempt|Exempt|Exempt|Exempt|Exempt|Exempt|Exempt|Exempt|Exempt|Exempt|Exemp
t|1111|1111|1111|1111|Exempt|1111|1111|1|Exempt|1111|1111|1111|||||1111|1111|1
111
2020|549300W4TWSN8U8TGD72|1|1|2|1|3|105000|1|TN|47031|47031971000|2|||||5|||||
1|4|5|||||8|||||1|4|2|5|1|4|55-64|No|9999|NA|51|0|Exempt|3|1|1111|1111|1111|||
|Exempt|Exempt|Exempt|Exempt|Exempt|Exempt|Exempt|Exempt|Exempt|Exempt|Exempt|
1111|1111|1111|1111|Exempt|1111|1111|1|Exempt|1111|1111|1111|||||1111|1111|111
1
2020|549300W4TWSN8U8TGD72|1|31|2|2|3|35000|1|TN|47041|47041920102|2|||||5|||||
2|4|5|||||8|||||2|4|1|5|2|4|55-64|No|9999|NA|14|0|Exempt|3|1|1111|1111|1111|||
|Exempt|Exempt|Exempt|Exempt|Exempt|Exempt|Exempt|Exempt|Exempt|Exempt|Exempt|
1111|1111|1111|1111|Exempt|1111|1111|1|Exempt|1111|1111|1111|||||1111|1111|111
1
2020|549300W4TWSN8U8TGD72|1|31|2|1|3|65000|1|TN|47159|47159975100|2|||||5|||||
2|4|5|||||8|||||2|4|1|5|2|4|55-64|No|9999|NA|75|0|Exempt|3|1|1111|1111|1111|||
|Exempt|Exempt|Exempt|Exempt|Exempt|Exempt|Exempt|Exempt|Exempt|Exempt|Exempt|
1111|1111|1111|1111|Exempt|1111|1111|1|Exempt|1111|1111|1111|||||1111|1111|111
1
2020|549300W4TWSN8U8TGD72|1|31|2|1|1|175000|1|TN|47087|47087960100|2|||||2||||
|2|2|5|||||5|||||2|2|1|2|2|2|55-64|No|45-54|No|98|0|Exempt|2|1|1111|1111|1111|
|||Exempt|Exempt|Exempt|Exempt|Exempt|Exempt|Exempt|Exempt|Exempt|Exempt|Exemp
t|1111|1111|1111|1111|Exempt|1111|1111|1|Exempt|1111|1111|1111|||||1111|1111|1
111
2020|549300W4TWSN8U8TGD72|1|1|2|1|1|35000|1|TN|47087|47087960200|2|||||2|||||1
|1|5|||||5|||||1|1|1|2|1|1|65-74|Yes|55-64|No|86|0|Exempt|2|1|1111|1111|1111||
||Exempt|Exempt|Exempt|Exempt|Exempt|Exempt|Exempt|Exempt|Exempt|Exempt|Exempt
|1111|1111|1111|1111|Exempt|1111|1111|1|Exempt|1111|1111|1111|||||1111|1111|11
11
2020|549300W4TWSN8U8TGD72|1|1|2|2|3|35000|1|TN|47165|47165020102|2|||||5|||||2
|4|5|||||8|||||2|4|1|5|2|4|<25|No|9999|NA|30|0|Exempt|3|1|1111|1111|1111|||Ex
empt|Exempt|Exempt|Exempt|Exempt|Exempt|Exempt|Exempt|Exempt|Exempt|Exempt|111
1|1111|1111|1111|Exempt|1111|1111|1|Exempt|1111|1111|1111|||||1111|1111|1111
2020|549300W4TWSN8U8TGD72|1|31|2|1|1|65000|1|TN|47165|47165020602|2|||||5|||||
2|4|5|||||8|||||2|4|1|5|2|4|45-54|No|9999|NA|67|0|Exempt|2|1|1111|1111|1111|||
|Exempt|Exempt|Exempt|Exempt|Exempt|Exempt|Exempt|Exempt|Exempt|Exempt|Exempt|
1111|1111|1111|1111|Exempt|1111|1111|1|Exempt|1111|1111|1111|||||1111|1111|111
1
2020|549300W4TWSN8U8TGD72|1|31|2|2|3|15000|1|TN|47165|47165020102|2|||||2|||||
2|2|5|||||5|||||2|2|1|2|2|2|35-44|No|45-54|No|78|0|Exempt|3|1|1111|1111|1111||
||Exempt|Exempt|Exempt|Exempt|Exempt|Exempt|Exempt|Exempt|Exempt|Exempt|Exempt
|1111|1111|1111|1111|Exempt|1111|1111|1|Exempt|1111|1111|1111|||||1111|1111|11

11
2020|549300W4TWSN8U8TGD72|1|1|2|1|3|655000|1|TN|47165|47165020102|4|||||5|||||
3|4|7|||||8|||||3|4|4|5|3|4|8888|NA|9999|NA|NA|0|Exempt|3|1|1111|1111|1111||||
Exempt|Exempt|Exempt|Exempt|Exempt|Exempt|Exempt|Exempt|Exempt|Exempt|Exempt|1
111|1111|1111|1111|Exempt|1111|1111|5-24|Exempt|1111|1111|1111|||||1111|1111|1
111
2020|549300W4TWSN8U8TGD72|1|1|2|1|3|95000|1|TN|47111|47111970200|2|||||5|||||1
|4|5|||||8|||||1|4|1|5|1|4|45-54|No|9999|NA|123|0|Exempt|3|1|1111|1111|1111|||
|Exempt|Exempt|Exempt|Exempt|Exempt|Exempt|Exempt|Exempt|Exempt|Exempt|Exempt|
1111|1111|1111|1111|Exempt|1111|1111|1|Exempt|1111|1111|1111||||1111|1111|111
1
2020|549300W4TWSN8U8TGD72|1|4|2|2|1|65000|1|TN|47111|47111970400|2|||||2|||||2
|2|5|||||5|||||2|2|1|2|2|2|65-74|Yes|55-64|Yes|72|0|Exempt|2|1|1111|1111|1111|
|||Exempt|Exempt|Exempt|Exempt|Exempt|Exempt|Exempt|Exempt|Exempt|Exempt|Exemp
t|1111|1111|1111|1111|Exempt|1111|1111|1|Exempt|1111|1111|1111|||||1111|1111|1
111
2020|549300W4TWSN8U8TGD72|1|31|2|1|3|625000|1|TN|47169|47169090200|2|||||5||||
|1|4|5|||||8|||||1|4|1|5|1|4|25-34|No|9999|NA|480|0|Exempt|3|1|1111|1111|1111|
|||Exempt|Exempt|Exempt|Exempt|Exempt|Exempt|Exempt|Exempt|Exempt|Exempt|Exemp
t|1111|1111|1111|1111|Exempt|1111|1111|5-24|Exempt|1111|1111|1111||||1111|111
1|1111
2020|549300W4TWSN8U8TGD72|1|31|2|2|1|95000|1|TN|47111|47111970300|2|||||2|||||
2|2|5|||||5|||||2|2|1|2|2|2|45-54|No|35-44|No|83|0|Exempt|2|1|1111|1111|1111||
||Exempt|Exempt|Exempt|Exempt|Exempt|Exempt|Exempt|Exempt|Exempt|Exempt|Exempt
|1111|1111|1111|1111|Exempt|1111|1111|1|Exempt|1111|1111|1111|||||1111|1111|11
11
2020|549300W4TWSN8U8TGD72|1|1|2|2|3|35000|1|TN|47111|47111970400|2|||||5|||||1
|4|5|||||8|||||1|4|1|5|1|4|45-54|No|9999|NA|123|0|Exempt|3|1|1111|1111|1111|||
|Exempt|Exempt|Exempt|Exempt|Exempt|Exempt|Exempt|Exempt|Exempt|Exempt|Exempt|
1111|1111|1111|1111|Exempt|1111|1111|1|Exempt|1111|1111|1111||||1111|1111|111
1
2020|549300W4TWSN8U8TGD72|1|31|2|2|3|15000|1|TN|47111|47111970100|1|||||5|||||
1|4|5|||||8|||||1|4|2|5|1|4|25-34|No|9999|NA|21|0|Exempt|3|1|1111|1111|1111|||
|Exempt|Exempt|Exempt|Exempt|Exempt|Exempt|Exempt|Exempt|Exempt|Exempt|Exempt|
1111|1111|1111|1111|Exempt|1111|1111|1|Exempt|1111|1111|1111|||||1111|1111|111
1
2020|549300W4TWSN8U8TGD72|1|31|2|1|1|135000|1|TN|47111|47111970300|2|||||5||||
|2|4|5|||||8|||||2|4|1|5|2|4|25-34|No|9999|NA|69|0|Exempt|2|1|1111|1111|1111||
||Exempt|Exempt|Exempt|Exempt|Exempt|Exempt|Exempt|Exempt|Exempt|Exempt|Exempt
|1111|1111|1111|1111|Exempt|1111|1111|1|Exempt|1111|1111|1111|||||1111|1111|11
11
2020|549300W4TWSN8U8TGD72|1|1|2|1|3|35000|1|TN|47111|47111970300|2|||||5|||||1
|4|5|||||8|||||1|4|2|5|1|4|25-34|No|9999|NA|19|0|Exempt|3|1|1111|1111|1111||||
Exempt|Exempt|Exempt|Exempt|Exempt|Exempt|Exempt|Exempt|Exempt|Exempt|Exempt|1
111|1111|1111|1111|Exempt|1111|1111|1|Exempt|1111|1111|1111||||1111|1111|1111
2020|549300W4TWSN8U8TGD72|1|31|2|1|3|105000|1|TN|47111|47111970300|2|||||2||||
|2|2|5|||||5|||||2|2|1|2|2|2|35-44|No|35-44|No|226|0|Exempt|3|1|1111|1111|1111
||||Exempt|Exempt|Exempt|Exempt|Exempt|Exempt|Exempt|Exempt|Exempt|Exempt|Exem
pt|1111|1111|1111|1111|Exempt|1111|1111|1|Exempt|1111|1111|1111|||||1111|1111|
1111
2020|549300W4TWSN8U8TGD72|1|2|2|1|1|65000|1|TN|47061|47061955200|2|||||5|||||2
|4|5|||||8|||||2|4|1|5|2|4|55-64|No|9999|NA|45|0|Exempt|2|1|1111|1111|1111||||
Exempt|Exempt|Exempt|Exempt|Exempt|Exempt|Exempt|Exempt|Exempt|Exempt|Exempt|1

111|1111|1111|1111|Exempt|1111|1111|1|Exempt|1111|1111|1111|||||1111|1111|1111
2020|549300W4TWSN8U8TGD72|1|31|2|1|1|65000|1|TN|47103|47103975601|2|||||5|||||
2|4|5|||||8|||||2|4|2|5|2|4|65-74|Yes|9999|NA|14|0|Exempt|2|1|1111|1111|1111||
||Exempt|Exempt|Exempt|Exempt|Exempt|Exempt|Exempt|Exempt|Exempt|Exempt|Exempt
|1111|1111|1111|1111|Exempt|1111|1111|1|Exempt|1111|1111|1111|||||1111|1111|11
11
2020|549300W4TWSN8U8TGD72|1|1|2|2|1|25000|1|TN|47003|47003950300|2|||||2|||||2
|2|5|||||5|||||2|2|1|1|2|2|35-44|No|55-64|No|133|0|Exempt|2|1|1111|1111|1111||
||Exempt|Exempt|Exempt|Exempt|Exempt|Exempt|Exempt|Exempt|Exempt|Exempt|Exempt
|1111|1111|1111|1111|Exempt|1111|1111|1|Exempt|1111|1111|1111|||||1111|1111|11
11
2020|549300W4TWSN8U8TGD72|1|31|2|2|1|55000|1|TN|47041|47041920300|2|||||5|||||
2|4|5|||||8|||||2|4|1|5|2|4|45-54|No|9999|NA|34|0|Exempt|2|1|1111|1111|1111|||
|Exempt|Exempt|Exempt|Exempt|Exempt|Exempt|Exempt|Exempt|Exempt|Exempt|Exempt|
1111|1111|1111|1111|Exempt|1111|1111|1|Exempt|1111|1111|1111|||||1111|1111|111
1
2020|549300W4TWSN8U8TGD72|1|1|2|1|1|75000|1|TN|47041|47041920102|2|||||2|||||2
|2|5|||||5|||||2|2|1|2|2|2|35-44|No|35-44|No|66|0|Exempt|2|1|1111|1111|1111|||
|Exempt|Exempt|Exempt|Exempt|Exempt|Exempt|Exempt|Exempt|Exempt|Exempt|Exempt|
1111|1111|1111|1111|Exempt|1111|1111|2|Exempt|1111|1111|1111|||||1111|1111|111
1
2020|549300W4TWSN8U8TGD72|1|1|2|1|1|85000|1|TN|47087|47087960200|2|||||5|||||1
|4|5|||||8|||||1|4|1|5|1|4|45-54|No|9999|NA|39|0|Exempt|2|1|1111|1111|1111||||
Exempt|Exempt|Exempt|Exempt|Exempt|Exempt|Exempt|Exempt|Exempt|Exempt|Exempt|1
111|1111|1111|1111|Exempt|1111|1111|1|Exempt|1111|1111|1111|||||1111|1111|1111
2020|549300W4TWSN8U8TGD72|1|1|2|2|1|105000|1|TN|47087|47087960200|2|||||5|||||
2|4|5|||||8|||||2|4|1|5|2|4|65-74|Yes|9999|NA|78|0|Exempt|2|1|1111|1111|1111||
||Exempt|Exempt|Exempt|Exempt|Exempt|Exempt|Exempt|Exempt|Exempt|Exempt|Exempt
|1111|1111|1111|1111|Exempt|1111|1111|1|Exempt|1111|1111|1111|||||1111|1111|11
11
2020|549300W4TWSN8U8TGD72|1|1|2|2|1|35000|1|TN|47111|47111970400|2|||||2|||||2
|2|5|||||5|||||2|2|1|2|2|2|25-34|No|25-34|No|58|0|Exempt|2|1|1111|1111|1111|||
|Exempt|Exempt|Exempt|Exempt|Exempt|Exempt|Exempt|Exempt|Exempt|Exempt|Exempt|
1111|1111|1111|1111|Exempt|1111|1111|1|Exempt|1111|1111|1111|||||1111|1111|111
1
2020|549300W4TWSN8U8TGD72|1|31|2|1|3|175000|1|TN|47111|47111970300|4|||||5||||
|3|4|7|||||8|||||3|4|4|5|3|4|8888|NA|9999|NA|NA|0|Exempt|3|1|1111|1111|1111|||
|Exempt|Exempt|Exempt|Exempt|Exempt|Exempt|Exempt|Exempt|Exempt|Exempt|Exempt|
1111|1111|1111|1111|Exempt|1111|1111|5-24|Exempt|1111|1111|1111|||||1111|1111|
1111
2020|549300W4TWSN8U8TGD72|1|1|2|2|1|65000|1|TN|47111|47111970400|2|||||5|||||1
|4|5|||||8|||||1|4|2|5|1|4|35-44|No|9999|NA|26|0|Exempt|2|1|1111|1111|1111||||
Exempt|Exempt|Exempt|Exempt|Exempt|Exempt|Exempt|Exempt|Exempt|Exempt|Exempt|1
111|1111|1111|1111|Exempt|1111|1111|2|Exempt|1111|1111|1111||||1111|1111|1111
2020|549300W4TWSN8U8TGD72|1|31|2|2|1|75000|1|KY|21003|21003920600|2|||||5|||||
2|4|5|||||8|||||2|4|1|5|2|4|>74|Yes|9999|NA|68|0|Exempt|2|1|1111|1111|1111||||
Exempt|Exempt|Exempt|Exempt|Exempt|Exempt|Exempt|Exempt|Exempt|Exempt|Exempt|1
111|1111|1111|1111|Exempt|1111|1111|2|Exempt|1111|1111|1111|||||1111|1111|1111
2020|549300W4TWSN8U8TGD72|1|1|2|2|1|25000|1|TN|47111|47111970400|1|11||||5||||
|2|4|5|||||8|||||2|4|2|5|2|4|25-34|No|9999|NA|18|0|Exempt|2|1|1111|1111|1111||
||Exempt|Exempt|Exempt|Exempt|Exempt|Exempt|Exempt|Exempt|Exempt|Exempt|Exempt
|1111|1111|1111|1111|Exempt|1111|1111|1|Exempt|1111|1111|1111|||||1111|1111|11
11

2020|549300W4TWSN8U8TGD72|1|31|2|1|1|135000|1|TN|47111|47111970400|2|||||2||||
|2|2|5|||||5|||||2|2|1|2|2|2|65-74|Yes|55-64|No|61|0|Exempt|2|1|1111|1111|1111
||||Exempt|Exempt|Exempt|Exempt|Exempt|Exempt|Exempt|Exempt|Exempt|Exempt|Exem
pt|1111|1111|1111|1111|Exempt|1111|1111|1|Exempt|1111|1111|1111|||||1111|1111|
1111
2020|549300W4TWSN8U8TGD72|1|31|2|1|3|165000|1|KY|21227|21227011100|2|||||5||||
|1|4|5|||||8|||||1|4|2|5|1|4|65-74|Yes|9999|NA|13|0|Exempt|3|1|1111|1111|1111|
|||Exempt|Exempt|Exempt|Exempt|Exempt|Exempt|Exempt|Exempt|Exempt|Exempt|Exemp
t|1111|1111|1111|1111|Exempt|1111|1111|2|Exempt|1111|1111|1111|||||1111|1111|1
111
2020|549300W4TWSN8U8TGD72|1|1|2|2|1|55000|4|TN|47159|47159975000|1|11||||1|11|
|||2|2|5|||||5|||||2|2|2|1|2|2|35-44|No|25-34|No|50|0|Exempt|3|1|1111|1111|111
1||||Exempt|Exempt|Exempt|Exempt|Exempt|Exempt|Exempt|Exempt|Exempt|Exempt|Exe
mpt|1111|1111|1111|1111|Exempt|1111|1111|1|Exempt|1111|1111|1111||||1111|1111
|1111
2020|549300W4TWSN8U8TGD72|1|4|2|2|1|105000|4|TN|47087|47087960200|2|||||5|||||
2|4|5|||||8|||||2|4|1|5|2|4|65-74|Yes|9999|NA|57|0|Exempt|3|1|1111|1111|1111||
||Exempt|Exempt|Exempt|Exempt|Exempt|Exempt|Exempt|Exempt|Exempt|Exempt|Exempt
|1111|1111|1111|1111|Exempt|1111|1111|1|Exempt|1111|1111|1111|||||1111|1111|11
11
2020|549300W4TWSN8U8TGD72|1|1|2|1|1|125000|4|TN|47041|47041920200|2|||||5|||||
1|4|5|||||8|||||1|4|1|5|1|4|65-74|Yes|9999|NA|79|0|Exempt|3|1|1111|1111|1111||
||Exempt|Exempt|Exempt|Exempt|Exempt|Exempt|Exempt|Exempt|Exempt|Exempt|Exempt
|1111|1111|1111|1111|Exempt|1111|1111|1|Exempt|1111|1111|1111|||||1111|1111|11
11
2020|549300W4TWSN8U8TGD72|1|1|2|1|1|245000|2|TN|47031|47031970500|2|||||2|||||
2|2|5|||||5|||||2|2|2|2|2|2|45-54|No|45-54|No|100|0|Exempt|3|1|1111|1111|1111|
|||Exempt|Exempt|Exempt|Exempt|Exempt|Exempt|Exempt|Exempt|Exempt|Exempt|Exemp
t|1111|1111|1111|1111|Exempt|1111|1111|1|Exempt|1111|1111|1111|||||1111|1111|1
111
2020|549300W4TWSN8U8TGD72|1|31|2|2|1|55000|4|TN|47015|47015960100|2|||||5|||||
2|4|5|||||8|||||2|4|1|5|2|4|55-64|No|9999|NA|46|0|Exempt|3|1|1111|1111|1111|||
|Exempt|Exempt|Exempt|Exempt|Exempt|Exempt|Exempt|Exempt|Exempt|Exempt|Exempt|
1111|1111|1111|1111|Exempt|1111|1111|1|Exempt|1111|1111|1111||||1111|1111|111
1
2020|549300W4TWSN8U8TGD72|1|1|2|1|1|65000|3|TN|47027|47027955000|2|||||2|||||1
|1|5|||||5|||||1|1|1|2|1|1|45-54|No|45-54|No|40|0|Exempt|3|1|1111|1111|1111|||
|Exempt|Exempt|Exempt|Exempt|Exempt|Exempt|Exempt|Exempt|Exempt|Exempt|Exempt|
1111|1111|1111|1111|Exempt|1111|1111|1|Exempt|1111|1111|1111|||||1111|1111|111
1
2020|549300W4TWSN8U8TGD72|1|4|2|1|1|55000|3|TN|47165|47165020101|2|||||2|||||2
|2|5|||||5|||||2|2|1|2|2|2|35-44|No|35-44|No|61|0|Exempt|3|1|1111|1111|1111|||
|Exempt|Exempt|Exempt|Exempt|Exempt|Exempt|Exempt|Exempt|Exempt|Exempt|Exempt|
1111|1111|1111|1111|Exempt|1111|1111|1|Exempt|1111|1111|1111|||||1111|1111|111
1
2020|549300W4TWSN8U8TGD72|1|1|2|1|3|135000|4|TN|47141|47141000600|2|||||2|||||
2|2|5|||||5|||||2|2|1|2|2|2|35-44|No|35-44|No|NA|0|Exempt|3|1|1111|1111|1111||
||Exempt|Exempt|Exempt|Exempt|Exempt|Exempt|Exempt|Exempt|Exempt|Exempt|Exempt
|1111|1111|1111|1111|Exempt|1111|1111|1|Exempt|1111|1111|1111|||||1111|1111|11
11
2020|549300W4TWSN8U8TGD72|1|1|2|2|1|35000|3|TN|47111|47111970400|2|||||2|||||2
|2|5|||||5|||||2|2|1|2|2|2|25-34|No|25-34|No|32|0|Exempt|3|1|1111|1111|1111|||
|Exempt|Exempt|Exempt|Exempt|Exempt|Exempt|Exempt|Exempt|Exempt|Exempt|Exempt|

1111|1111|1111|1111|Exempt|1111|1111|1|Exempt|1111|1111|1111|||||1111|1111|111
1
2020|549300W4TWSN8U8TGD72|1|1|2|2|1|15000|2|TN|47111|47111970300|2|||||5|||||2
|4|5|||||8|||||2|4|1|5|2|4|45-54|No|9999|NA|14|0|Exempt|3|1|1111|1111|1111||||
Exempt|Exempt|Exempt|Exempt|Exempt|Exempt|Exempt|Exempt|Exempt|Exempt|Exempt|1
111|1111|1111|1111|Exempt|1111|1111|1|Exempt|1111|1111|1111|||||1111|1111|1111
2020|549300W4TWSN8U8TGD72|1|31|2|2|1|45000|3|TN|47111|47111970300|2|||||2|||||
2|2|5|||||5|||||2|2|1|2|2|2|45-54|No|45-54|No|24|0|Exempt|3|1|1111|1111|1111||
||Exempt|Exempt|Exempt|Exempt|Exempt|Exempt|Exempt|Exempt|Exempt|Exempt|Exempt
|1111|1111|1111|1111|Exempt|1111|1111|1|Exempt|1111|1111|1111|||||1111|1111|11
11
2020|549300W4TWSN8U8TGD72|1|31|2|1|1|45000|3|TN|47111|47111970300|2|||||2|||||
2|2|5|||||5|||||2|2|1|2|2|2|65-74|Yes|55-64|No|19|0|Exempt|3|1|1111|1111|1111|
|||Exempt|Exempt|Exempt|Exempt|Exempt|Exempt|Exempt|Exempt|Exempt|Exempt|Exemp
t|1111|1111|1111|1111|Exempt|1111|1111|1|Exempt|1111|1111|1111|||||1111|1111|1
111
2020|549300W4TWSN8U8TGD72|1|1|2|1|1|25000|3|TN|47041|47041920300|2|||||5|||||1
|4|5|||||8|||||1|4|2|5|1|4|45-54|No|9999|NA|26|0|Exempt|3|1|1111|1111|1111||||
Exempt|Exempt|Exempt|Exempt|Exempt|Exempt|Exempt|Exempt|Exempt|Exempt|Exempt|1
111|1111|1111|1111|Exempt|1111|1111|1|Exempt|1111|1111|1111|||||1111|1111|1111
2020|549300W4TWSN8U8TGD72|1|4|2|1|1|25000|1|TN|47111|47111970400|2|||||5|||||2
|4|5|||||8|||||2|4|2|5|2|4|35-44|No|9999|NA|12|0|Exempt|2|1|1111|1111|1111||||
Exempt|Exempt|Exempt|Exempt|Exempt|Exempt|Exempt|Exempt|Exempt|Exempt|Exempt|1
111|1111|1111|1111|Exempt|1111|1111|1|Exempt|1111|1111|1111|||||1111|1111|1111
2020|549300W4TWSN8U8TGD72|1|1|2|1|3|75000|1|TN|47087|47087960300|2|||||2|||||2
|2|5|||||5|||||2|2|1|2|2|2|45-54|No|35-44|No|76|0|Exempt|3|1|1111|1111|1111|||
|Exempt|Exempt|Exempt|Exempt|Exempt|Exempt|Exempt|Exempt|Exempt|Exempt|Exempt|
1111|1111|1111|1111|Exempt|1111|1111|1|Exempt|1111|1111|1111|||||1111|1111|111
1
2020|549300W4TWSN8U8TGD72|1|1|2|1|3|65000|1|TN|47009|47009011402|2|||||2|||||1
|1|5|||||5|||||1|1|1|2|1|1|55-64|No|45-54|No|32|0|Exempt|3|1|1111|1111|1111|||
|Exempt|Exempt|Exempt|Exempt|Exempt|Exempt|Exempt|Exempt|Exempt|Exempt|Exempt|
1111|1111|1111|1111|Exempt|1111|1111|1|Exempt|1111|1111|1111|||||1111|1111|111
1
2020|549300W4TWSN8U8TGD72|1|1|2|1|3|365000|1|TN|47037|47037015618|2|||||5|||||
1|4|5|||||8|||||1|4|1|5|1|4|65-74|Yes|9999|NA|105|0|Exempt|3|1|1111|1111|1111|
|||Exempt|Exempt|Exempt|Exempt|Exempt|Exempt|Exempt|Exempt|Exempt|Exempt|Exemp
t|1111|1111|1111|1111|Exempt|1111|1111|4|Exempt|1111|1111|1111|||||1111|1111|1
111
2020|549300W4TWSN8U8TGD72|1|1|2|2|3|265000|1|TN|47027|47027955100|2|||||5|||||
1|4|5|||||8|||||1|4|2|5|1|4|45-54|No|9999|NA|31|0|Exempt|3|1|1111|1111|1111|||
|Exempt|Exempt|Exempt|Exempt|Exempt|Exempt|Exempt|Exempt|Exempt|Exempt|Exempt|
1111|1111|1111|1111|Exempt|1111|1111|5-24|Exempt|1111|1111|1111|||||1111|1111|
1111
2020|549300W4TWSN8U8TGD72|1|1|2|2|1|15000|3|TN|47087|47087960400|2|||||2|||||2
|2|5|||||5|||||2|2|1|2|2|2|<25|No|<25|No|48|0|Exempt|3|1|1111|1111|1111||||Exe
mpt|Exempt|Exempt|Exempt|Exempt|Exempt|Exempt|Exempt|Exempt|Exempt|Exempt|1111
|1111|1111|1111|Exempt|1111|1111|1|Exempt|1111|1111|1111|||||1111|1111|1111
2020|549300W4TWSN8U8TGD72|1|1|2|1|3|25000|1|TN|47027|47027955000|2|||||5|||||1
|4|5|||||8|||||1|4|2|5|1|4|<25|No|9999|NA|43|0|Exempt|3|1|1111|1111|1111||||Ex
empt|Exempt|Exempt|Exempt|Exempt|Exempt|Exempt|Exempt|Exempt|Exempt|Exempt|111
1|1111|1111|1111|Exempt|1111|1111|1|Exempt|1111|1111|1111|||||1111|1111|1111
2020|549300W4TWSN8U8TGD72|1|1|2|2|1|35000|1|TN|47159|47159975200|1|||||5|||||1

|4|5|||||8|||||1|4|1|5|1|4|25-34|No|9999|NA|42|0|Exempt|2|1|1111|1111|1111||||
Exempt|Exempt|Exempt|Exempt|Exempt|Exempt|Exempt|Exempt|Exempt|Exempt|Exempt|1
111|1111|1111|1111|Exempt|1111|1111|1|Exempt|1111|1111|1111|||||1111|1111|1111
2020|549300W4TWSN8U8TGD72|1|31|2|1|1|65000|1|TN|47027|47027955000|2|||||2|||||
1|1|5|||||5|||||1|1|1|2|1|1|35-44|No|35-44|No|96|0|Exempt|2|1|1111|1111|1111||
||Exempt|Exempt|Exempt|Exempt|Exempt|Exempt|Exempt|Exempt|Exempt|Exempt|Exempt
|1111|1111|1111|1111|Exempt|1111|1111|1|Exempt|1111|1111|1111|||||1111|1111|11
11
2020|549300W4TWSN8U8TGD72|1|1|2|2|3|125000|1|TN|47165|47165020102|2|||||2|||||
1|1|5|||||5|||||1|1|1|2|1|1|35-44|No|25-34|No|106|0|Exempt|3|1|1111|1111|1111|
|||Exempt|Exempt|Exempt|Exempt|Exempt|Exempt|Exempt|Exempt|Exempt|Exempt|Exemp
t|1111|1111|1111|1111|Exempt|1111|1111|2|Exempt|1111|1111|1111|||||1111|1111|1
111
2020|549300W4TWSN8U8TGD72|1|1|2|1|3|315000|1|TN|47141|47141001100|2|||||5|||||
2|4|5|||||8|||||2|4|1|5|2|4|35-44|No|9999|NA|49|0|Exempt|3|1|1111|1111|1111|||
|Exempt|Exempt|Exempt|Exempt|Exempt|Exempt|Exempt|Exempt|Exempt|Exempt|Exempt|
1111|1111|1111|1111|Exempt|1111|1111|1|Exempt|1111|1111|1111|||||1111|1111|111
1
2020|549300W4TWSN8U8TGD72|1|1|2|2|1|55000|1|TN|47111|47111970200|1|||||5|||||1
|4|5|||||8|||||1|4|1|5|1|4|35-44|No|9999|NA|42|0|Exempt|2|1|1111|1111|1111||||
Exempt|Exempt|Exempt|Exempt|Exempt|Exempt|Exempt|Exempt|Exempt|Exempt|Exempt|1
111|1111|1111|1111|Exempt|1111|1111|1|Exempt|1111|1111|1111|||||1111|1111|1111
2020|549300W4TWSN8U8TGD72|1|31|2|1|1|55000|1|TN|47111|47111970300|2|||||2|||||
2|2|5|||||5|||||2|2|2|1|2|2|45-54|No|45-54|No|100|0|Exempt|2|1|1111|1111|1111|
|||Exempt|Exempt|Exempt|Exempt|Exempt|Exempt|Exempt|Exempt|Exempt|Exempt|Exemp
t|1111|1111|1111|1111|Exempt|1111|1111|1|Exempt|1111|1111|1111|||||1111|1111|1
111
2020|549300W4TWSN8U8TGD72|1|1|2|1|3|635000|1|TN|47165|47165020903|4|||||5|||||
3|4|7|||||8|||||3|4|4|5|3|4|8888|NA|9999|NA|NA|0|Exempt|3|1|1111|1111|1111||||
Exempt|Exempt|Exempt|Exempt|Exempt|Exempt|Exempt|Exempt|Exempt|Exempt|Exempt|1
111|1111|1111|1111|Exempt|1111|1111|1|Exempt|1111|1111|1111|||||1111|1111|1111
2020|549300W4TWSN8U8TGD72|1|1|2|2|1|105000|1|TN|47111|47111970200|2|||||2|||||
2|2|5|||||5|||||2|2|1|2|2|2|25-34|No|25-34|No|66|0|Exempt|2|1|1111|1111|1111||
||Exempt|Exempt|Exempt|Exempt|Exempt|Exempt|Exempt|Exempt|Exempt|Exempt|Exempt
|1111|1111|1111|1111|Exempt|1111|1111|1|Exempt|1111|1111|1111|||||1111|1111|11
11
2020|549300W4TWSN8U8TGD72|1|31|2|1|1|145000|1|TN|47111|47111970400|2|||||2||||
|2|2|5|||||5|||||2|2|1|2|2|2|65-74|Yes|65-74|Yes|186|0|Exempt|2|1|1111|1111|11
11||||Exempt|Exempt|Exempt|Exempt|Exempt|Exempt|Exempt|Exempt|Exempt|Exempt|Ex
empt|1111|1111|1111|1111|Exempt|1111|1111|1|Exempt|1111|1111|1111|||||1111|111
1|1111
2020|549300W4TWSN8U8TGD72|1|31|2|2|3|185000|1|TN|47111|47111970100|2|||||5||||
|1|4|5|||||8|||||1|4|1|5|1|4|65-74|Yes|9999|NA|270|0|Exempt|3|1|1111|1111|1111
||||Exempt|Exempt|Exempt|Exempt|Exempt|Exempt|Exempt|Exempt|Exempt|Exempt|Exem
pt|1111|1111|1111|1111|Exempt|1111|1111|3|Exempt|1111|1111|1111|||||1111|1111|
1111
2020|549300W4TWSN8U8TGD72|1|4|2|1|3|45000|1|TN|47165|47165020102|2|||||2|||||2
|2|5|||||5|||||2|2|1|2|2|2|45-54|No|55-64|No|27|0|Exempt|3|2|1111|1111|1111|||
|Exempt|Exempt|Exempt|Exempt|Exempt|Exempt|Exempt|Exempt|Exempt|Exempt|Exempt|
1111|1111|1111|1111|Exempt|1111|1111|1|Exempt|1111|1111|1111|||||1111|1111|111
1
2020|549300W4TWSN8U8TGD72|1|1|2|1|1|115000|1|TN|47159|47159975300|2|||||2|||||
2|2|5|||||5|||||2|2|2|1|2|2|35-44|No|45-54|No|102|0|Exempt|2|1|1111|1111|1111|

|||Exempt|Exempt|Exempt|Exempt|Exempt|Exempt|Exempt|Exempt|Exempt|Exempt|Exemp
t|1111|1111|1111|1111|Exempt|1111|1111|1|Exempt|1111|1111|1111|||||1111|1111|1
111
2020|549300W4TWSN8U8TGD72|1|4|2|2|1|95000|1|TN|47031|47031970802|2|||||2|||||1
|1|5|||||5|||||1|1|2|2|1|1|45-54|No|45-54|No|108|0|Exempt|2|1|1111|1111|1111||
||Exempt|Exempt|Exempt|Exempt|Exempt|Exempt|Exempt|Exempt|Exempt|Exempt|Exempt
|1111|1111|1111|1111|Exempt|1111|1111|1|Exempt|1111|1111|1111|||||1111|1111|11
11
2020|549300W4TWSN8U8TGD72|1|31|2|1|3|75000|1|TN|47051|47051960201|2|||||2|||||
1|1|5|||||5|||||1|1|1|2|1|1|35-44|No|35-44|No|144|0|Exempt|3|1|1111|1111|1111|
|||Exempt|Exempt|Exempt|Exempt|Exempt|Exempt|Exempt|Exempt|Exempt|Exempt|Exemp
t|1111|1111|1111|1111|Exempt|1111|1111|1|Exempt|1111|1111|1111|||||1111|1111|1
111
2020|549300W4TWSN8U8TGD72|1|31|2|1|3|65000|1|TN|47031|47031970801|2|||||2|||||
1|1|5|||||5|||||1|1|1|2|1|1|35-44|No|35-44|No|144|0|Exempt|3|1|1111|1111|1111|
|||Exempt|Exempt|Exempt|Exempt|Exempt|Exempt|Exempt|Exempt|Exempt|Exempt|Exemp
t|1111|1111|1111|1111|Exempt|1111|1111|1|Exempt|1111|1111|1111|||||1111|1111|1
111
2020|549300W4TWSN8U8TGD72|1|31|2|1|3|75000|1|TN|47031|47031971000|2|||||2|||||
1|1|5|||||5|||||1|1|1|2|1|1|35-44|No|35-44|No|144|0|Exempt|3|1|1111|1111|1111|
|||Exempt|Exempt|Exempt|Exempt|Exempt|Exempt|Exempt|Exempt|Exempt|Exempt|Exemp
t|1111|1111|1111|1111|Exempt|1111|1111|1|Exempt|1111|1111|1111|||||1111|1111|1
111
2020|549300W4TWSN8U8TGD72|1|31|2|1|3|85000|1|TN|47051|47051960202|4|||||5|||||
3|4|7|||||8|||||3|4|4|5|3|4|8888|NA|9999|NA|NA|0|Exempt|3|1|1111|1111|1111||||
Exempt|Exempt|Exempt|Exempt|Exempt|Exempt|Exempt|Exempt|Exempt|Exempt|Exempt|1
111|1111|1111|1111|Exempt|1111|1111|1|Exempt|1111|1111|1111|||||1111|1111|1111
2020|549300W4TWSN8U8TGD72|1|1|2|1|1|75000|1|TN|47031|47031970100|2|||||2|||||2
|2|5|||||5|||||2|2|1|2|2|2|65-74|Yes|65-74|Yes|102|0|Exempt|2|1|1111|1111|1111
||||Exempt|Exempt|Exempt|Exempt|Exempt|Exempt|Exempt|Exempt|Exempt|Exempt|Exem
pt|1111|1111|1111|1111|Exempt|1111|1111|1|Exempt|1111|1111|1111|||||1111|1111|
1111
2020|549300W4TWSN8U8TGD72|1|31|2|2|1|185000|1|TN|47003|47003950300|2|||||2||||
|2|2|5|||||5|||||2|2|1|2|2|2|45-54|No|45-54|No|86|0|Exempt|2|1|1111|1111|1111|
|||Exempt|Exempt|Exempt|Exempt|Exempt|Exempt|Exempt|Exempt|Exempt|Exempt|Exemp
t|1111|1111|1111|1111|Exempt|1111|1111|1|Exempt|1111|1111|1111|||||1111|1111|1
111
2020|549300W4TWSN8U8TGD72|1|31|2|1|3|65000|1|TN|47003|47003950600|2|||||2|||||
2|2|5|||||5|||||2|2|1|2|2|2|45-54|No|45-54|No|111|0|Exempt|3|1|1111|1111|1111|
|||Exempt|Exempt|Exempt|Exempt|Exempt|Exempt|Exempt|Exempt|Exempt|Exempt|Exemp
t|1111|1111|1111|1111|Exempt|1111|1111|2|Exempt|1111|1111|1111|||||1111|1111|1
111
2020|549300W4TWSN8U8TGD72|1|1|2|1|3|65000|1|TN|47003|47003950600|2|||||2|||||2
|2|5|||||5|||||2|2|1|2|2|2|55-64|No|65-74|Yes|48|0|Exempt|3|1|1111|1111|1111||
||Exempt|Exempt|Exempt|Exempt|Exempt|Exempt|Exempt|Exempt|Exempt|Exempt|Exempt
|1111|1111|1111|1111|Exempt|1111|1111|1|Exempt|1111|1111|1111|||||1111|1111|11
11
2020|549300W4TWSN8U8TGD72|1|1|2|1|3|45000|1|TN|47165|47165020102|2|||||5|||||1
|4|5|||||8|||||1|4|1|5|1|4|<25|No|9999|NA|31|0|Exempt|3|1|1111|1111|1111||||Ex
empt|Exempt|Exempt|Exempt|Exempt|Exempt|Exempt|Exempt|Exempt|Exempt|Exempt|111
1|1111|1111|1111|Exempt|1111|1111|1|Exempt|1111|1111|1111|||||1111|1111|1111
2020|549300W4TWSN8U8TGD72|1|1|2|1|1|65000|3|TN|47111|47111970200|2|||||2|||||2
|2|5|||||5|||||2|2|1|2|2|2|35-44|No|35-44|No|106|0|Exempt|3|1|1111|1111|1111||

||Exempt|Exempt|Exempt|Exempt|Exempt|Exempt|Exempt|Exempt|Exempt|Exempt|Exempt
|1111|1111|1111|1111|Exempt|1111|1111|1|Exempt|1111|1111|1111|||||1111|1111|11
11
2020|549300W4TWSN8U8TGD72|1|1|2|1|1|145000|4|TN|47111|47111970200|2|||||2|||||
1|1|5|||||5|||||1|1|2|1|1|1|35-44|No|35-44|No|20|0|Exempt|3|1|1111|1111|1111||
||Exempt|Exempt|Exempt|Exempt|Exempt|Exempt|Exempt|Exempt|Exempt|Exempt|Exempt
|1111|1111|1111|1111|Exempt|1111|1111|2|Exempt|1111|1111|1111|||||1111|1111|11
11
2020|549300W4TWSN8U8TGD72|1|31|2|1|3|75000|1|TN|47003|47003950402|2|||||2|||||
2|2|5|||||5|||||2|2|1|2|2|2|45-54|No|45-54|No|111|0|Exempt|3|1|1111|1111|1111|
|||Exempt|Exempt|Exempt|Exempt|Exempt|Exempt|Exempt|Exempt|Exempt|Exempt|Exemp
t|1111|1111|1111|1111|Exempt|1111|1111|1|Exempt|1111|1111|1111|||||1111|1111|1
111
2020|549300W4TWSN8U8TGD72|1|31|2|1|1|75000|1|TN|47051|47051960202|2|||||5|||||
2|4|5|||||8|||||2|4|1|5|2|4|45-54|No|9999|NA|38|0|Exempt|2|1|1111|1111|1111|||
|Exempt|Exempt|Exempt|Exempt|Exempt|Exempt|Exempt|Exempt|Exempt|Exempt|Exempt|
1111|1111|1111|1111|Exempt|1111|1111|1|Exempt|1111|1111|1111|||||1111|1111|111
1
2020|549300W4TWSN8U8TGD72|1|31|2|1|1|25000|2|TN|47041|47041920102|2|||||2|||||
2|2|5|||||5|||||2|2|1|2|2|2|65-74|Yes|55-64|No|41|0|Exempt|3|2|1111|1111|1111|
|||Exempt|Exempt|Exempt|Exempt|Exempt|Exempt|Exempt|Exempt|Exempt|Exempt|Exemp
t|1111|1111|1111|1111|Exempt|1111|1111|1|Exempt|1111|1111|1111|||||1111|1111|1
111
2020|549300W4TWSN8U8TGD72|1|1|2|2|1|115000|3|TN|47165|47165020208|2|||||2|||||
2|2|5|||||5|||||2|2|1|2|2|2|45-54|No|35-44|No|57|0|Exempt|3|1|1111|1111|1111||
||Exempt|Exempt|Exempt|Exempt|Exempt|Exempt|Exempt|Exempt|Exempt|Exempt|Exempt
|1111|1111|1111|1111|Exempt|1111|1111|1|Exempt|1111|1111|1111|||||1111|1111|11
11
2020|549300W4TWSN8U8TGD72|1|1|2|2|1|95000|3|TN|47165|47165020102|2|||||5|||||2
|4|5|||||8|||||2|4|1|5|2|4|55-64|No|9999|NA|90|0|Exempt|3|1|1111|1111|1111|||
Exempt|Exempt|Exempt|Exempt|Exempt|Exempt|Exempt|Exempt|Exempt|Exempt|Exempt|1
111|1111|1111|1111|Exempt|1111|1111|1|Exempt|1111|1111|1111|||||1111|1111|1111
2020|549300W4TWSN8U8TGD72|1|2|2|1|1|25000|3|TN|47111|47111970400|2|||||2|||||2
|2|5|||||5|||||2|2|1|2|2|2|45-54|No|35-44|No|52|0|Exempt|3|1|1111|1111|1111|||
|Exempt|Exempt|Exempt|Exempt|Exempt|Exempt|Exempt|Exempt|Exempt|Exempt|Exempt|
1111|1111|1111|1111|Exempt|1111|1111|1|Exempt|1111|1111|1111|||||1111|1111|111
1
2020|549300W4TWSN8U8TGD72|1|1|2|1|1|135000|4|TN|47003|47003950800|2|||||5|||||
2|4|5|||||8|||||2|4|1|5|2|4|65-74|Yes|9999|NA|47|0|Exempt|3|1|1111|1111|1111||
||Exempt|Exempt|Exempt|Exempt|Exempt|Exempt|Exempt|Exempt|Exempt|Exempt|Exempt
|1111|1111|1111|1111|Exempt|1111|1111|1|Exempt|1111|1111|1111|||||1111|1111|11
11
2020|549300W4TWSN8U8TGD72|1|31|2|1|1|235000|1|TN|47111|47111970300|2|||||2||||
|2|2|5|||||5|||||2|2|1|2|2|2|45-54|No|35-44|No|92|0|Exempt|2|1|1111|1111|1111|
|||Exempt|Exempt|Exempt|Exempt|Exempt|Exempt|Exempt|Exempt|Exempt|Exempt|Exemp
t|1111|1111|1111|1111|Exempt|1111|1111|1|Exempt|1111|1111|1111|||||1111|1111|1
111
2020|549300W4TWSN8U8TGD72|1|31|2|2|1|35000|1|TN|47111|47111970200|2|||||2|||||
1|1|5|||||5|||||1|1|1|2|1|1|65-74|Yes|65-74|Yes|43|0|Exempt|2|1|1111|1111|1111
||||Exempt|Exempt|Exempt|Exempt|Exempt|Exempt|Exempt|Exempt|Exempt|Exempt|Exem
pt|1111|1111|1111|1111|Exempt|1111|1111|1|Exempt|1111|1111|1111|||||1111|1111|
1111
2020|549300W4TWSN8U8TGD72|1|31|2|1|3|45000|1|TN|47111|47111970200|2|||||5|||||

2|4|5|||||8|||||2|4|1|5|2|4|55-64|No|9999|NA|25|0|Exempt|3|1|1111|1111|1111|||
|Exempt|Exempt|Exempt|Exempt|Exempt|Exempt|Exempt|Exempt|Exempt|Exempt|Exempt|
1111|1111|1111|1111|Exempt|1111|1111|1|Exempt|1111|1111|1111|||||1111|1111|111
1
2020|549300W4TWSN8U8TGD72|1|2|2|1|1|25000|1|TN|47111|47111970100|2|||||2|||||1
|1|5|||||5|||||1|1|2|1|1|1|>74|Yes|65-74|Yes|34|0|Exempt|2|1|1111|1111|1111|||
|Exempt|Exempt|Exempt|Exempt|Exempt|Exempt|Exempt|Exempt|Exempt|Exempt|Exempt|
1111|1111|1111|1111|Exempt|1111|1111|1|Exempt|1111|1111|1111|||||1111|1111|111
1
2020|549300W4TWSN8U8TGD72|1|31|2|1|3|3605000|1|TN|47027|47027955000|4|||||5|||
||3|4|7|||||8|||||3|4|4|5|3|4|8888|NA|9999|NA|NA|0|Exempt|3|1|1111|1111|1111||
||Exempt|Exempt|Exempt|Exempt|Exempt|Exempt|Exempt|Exempt|Exempt|Exempt|Exempt
|1111|1111|1111|1111|Exempt|1111|1111|2|Exempt|1111|1111|1111|||||1111|1111|11
11
2020|549300W4TWSN8U8TGD72|1|31|2|1|1|35000|1|TN|47111|47111970300|1|||||5|||||
2|4|5|||||8|||||2|4|2|5|2|4|35-44|No|9999|NA|27|0|Exempt|2|1|1111|1111|1111|||
|Exempt|Exempt|Exempt|Exempt|Exempt|Exempt|Exempt|Exempt|Exempt|Exempt|Exempt|
1111|1111|1111|1111|Exempt|1111|1111|1|Exempt|1111|1111|1111|||||1111|1111|111
1
2020|549300W4TWSN8U8TGD72|1|1|2|1|3|55000|1|TN|47111|47111970400|2|||||2|||||1
|1|5|||||5|||||1|1|1|2|1|1|35-44|No|35-44|No|1769|0|Exempt|3|1|1111|1111|1111|
|||Exempt|Exempt|Exempt|Exempt|Exempt|Exempt|Exempt|Exempt|Exempt|Exempt|Exemp
t|1111|1111|1111|1111|Exempt|1111|1111|1|Exempt|1111|1111|1111|||||1111|1111|1
111
2020|549300W4TWSN8U8TGD72|1|31|2|1|3|405000|1|TN|47165|47165020602|4|||||5||||
|3|4|7|||||8|||||3|4|4|5|3|4|8888|NA|9999|NA|NA|0|Exempt|3|1|1111|1111|1111|||
|Exempt|Exempt|Exempt|Exempt|Exempt|Exempt|Exempt|Exempt|Exempt|Exempt|Exempt|
1111|1111|1111|1111|Exempt|1111|1111|1|Exempt|1111|1111|1111|||||1111|1111|111
1
2020|549300W4TWSN8U8TGD72|1|31|2|1|3|65000|1|TN|47111|47111970300|2|||||2|||||
2|2|5|||||5|||||2|2|1|2|2|2|35-44|No|35-44|No|283|0|Exempt|3|1|1111|1111|1111|
|||Exempt|Exempt|Exempt|Exempt|Exempt|Exempt|Exempt|Exempt|Exempt|Exempt|Exemp
t|1111|1111|1111|1111|Exempt|1111|1111|1|Exempt|1111|1111|1111|||||1111|1111|1
111
2020|549300W4TWSN8U8TGD72|1|31|2|2|1|45000|1|TN|47169|47169090100|2|||||5|||||
2|4|5|||||8|||||2|4|2|5|2|4|35-44|No|9999|NA|40|0|Exempt|2|1|1111|1111|1111|||
|Exempt|Exempt|Exempt|Exempt|Exempt|Exempt|Exempt|Exempt|Exempt|Exempt|Exempt|
1111|1111|1111|1111|Exempt|1111|1111|1|Exempt|1111|1111|1111|||||1111|1111|111
1
2020|549300W4TWSN8U8TGD72|1|31|2|2|1|305000|1|TN|47159|47159975300|2|||||5||||
|2|4|5|||||8|||||2|4|1|5|2|4|35-44|No|9999|NA|75|0|Exempt|2|1|1111|1111|1111||
||Exempt|Exempt|Exempt|Exempt|Exempt|Exempt|Exempt|Exempt|Exempt|Exempt|Exempt
|1111|1111|1111|1111|Exempt|1111|1111|2|Exempt|1111|1111|1111|||||1111|1111|11
11
2020|549300W4TWSN8U8TGD72|1|31|2|1|1|165000|1|TN|47141|47141001000|2|||||2||||
|2|2|5|||||5|||||2|2|1|2|2|2|45-54|No|45-54|No|93|0|Exempt|2|2|1111|1111|1111|
|||Exempt|Exempt|Exempt|Exempt|Exempt|Exempt|Exempt|Exempt|Exempt|Exempt|Exemp
t|1111|1111|1111|1111|Exempt|1111|1111|1|Exempt|1111|1111|1111|||||1111|1111|1
111
2020|549300W4TWSN8U8TGD72|1|1|2|1|2|315000|1|TN|47041|47041920200|2|||||2|||||
2|2|5|||||5|||||2|2|1|1|2|2|45-54|No|25-34|No|262|0|Exempt|3|1|1111|1111|1111|
|||Exempt|Exempt|Exempt|Exempt|Exempt|Exempt|Exempt|Exempt|Exempt|Exempt|Exemp
t|1111|1111|1111|1111|Exempt|1111|1111|1|Exempt|1111|1111|1111|||||1111|1111|1

111
2020|549300W4TWSN8U8TGD72|1|31|2|2|1|95000|1|TN|47041|47041920102|2|||||2|||||
2|2|5|||||5|||||2|2|1|2|2|2|55-64|No|55-64|No|89|0|Exempt|3|1|1111|1111|1111||
||Exempt|Exempt|Exempt|Exempt|Exempt|Exempt|Exempt|Exempt|Exempt|Exempt|Exempt
|1111|1111|1111|1111|Exempt|1111|1111|1|Exempt|1111|1111|1111|||||1111|1111|11
11
2020|549300W4TWSN8U8TGD72|1|31|2|1|3|115000|1|TN|47051|47051960500|2|||||2|||
|2|2|5|||||5|||||2|2|1|2|2|2|65-74|Yes|65-74|Yes|49|0|Exempt|3|1|1111|1111|111
1||||Exempt|Exempt|Exempt|Exempt|Exempt|Exempt|Exempt|Exempt|Exempt|Exempt|Exe
mpt|1111|1111|1111|1111|Exempt|1111|1111|4|Exempt|1111|1111|1111|||||1111|1111
|1111
2020|549300W4TWSN8U8TGD72|1|1|2|2|1|95000|3|TN|47111|47111970400|2|||||5|||||2
|4|5|||||8|||||2|4|1|5|2|4|35-44|No|9999|NA|20|0|Exempt|3|1|1111|1111|1111||||
Exempt|Exempt|Exempt|Exempt|Exempt|Exempt|Exempt|Exempt|Exempt|Exempt|Exempt|1
111|1111|1111|1111|Exempt|1111|1111|1|Exempt|1111|1111|1111|||||1111|1111|1111
2020|549300W4TWSN8U8TGD72|1|31|2|2|1|55000|3|TN|47111|47111970200|2|||||2|||||
2|2|5|||||5|||||2|2|1|2|2|2|45-54|No|55-64|No|11|0|Exempt|3|1|1111|1111|1111||
||Exempt|Exempt|Exempt|Exempt|Exempt|Exempt|Exempt|Exempt|Exempt|Exempt|Exempt
|1111|1111|1111|1111|Exempt|1111|1111|1|Exempt|1111|1111|1111|||||1111|1111|11
11
2020|549300W4TWSN8U8TGD72|1|31|2|2|3|35000|3|TN|47111|47111970200|2|||||2|||||
1|1|5|||||5|||||1|1|1|2|1|1|45-54|No|45-54|No|99|0|Exempt|3|1|1111|1111|1111||
||Exempt|Exempt|Exempt|Exempt|Exempt|Exempt|Exempt|Exempt|Exempt|Exempt|Exempt
|1111|1111|1111|1111|Exempt|1111|1111|1|Exempt|1111|1111|1111|||||1111|1111|11
11
2020|549300W4TWSN8U8TGD72|1|31|2|1|1|15000|4|TN|47111|47111970200|2|||||5|||||
2|4|5|||||8|||||2|4|2|5|2|4|65-74|Yes|9999|NA|14|0|Exempt|3|1|1111|1111|1111||
||Exempt|Exempt|Exempt|Exempt|Exempt|Exempt|Exempt|Exempt|Exempt|Exempt|Exempt
|1111|1111|1111|1111|Exempt|1111|1111|1|Exempt|1111|1111|1111|||||1111|1111|11
11
2020|549300W4TWSN8U8TGD72|1|1|2|1|1|55000|3|TN|47111|47111970200|2|||||5|||||2
|4|5|||||8|||||2|4|1|5|2|4|25-34|No|9999|NA|44|0|Exempt|3|1|1111|1111|1111||||
Exempt|Exempt|Exempt|Exempt|Exempt|Exempt|Exempt|Exempt|Exempt|Exempt|Exempt|1
111|1111|1111|1111|Exempt|1111|1111|1|Exempt|1111|1111|1111|||||1111|1111|1111
2020|549300W4TWSN8U8TGD72|1|1|2|1|1|125000|4|TN|47087|47087960300|2|||||2|||||
1|1|5|||||5|||||1|1|1|2|1|1|55-64|No|45-54|No|111|0|Exempt|3|1|1111|1111|1111|
|||Exempt|Exempt|Exempt|Exempt|Exempt|Exempt|Exempt|Exempt|Exempt|Exempt|Exemp
t|1111|1111|1111|1111|Exempt|1111|1111|1|Exempt|1111|1111|1111|||||1111|1111|1
111
2020|549300W4TWSN8U8TGD72|1|1|2|2|2|35000|4|TN|47027|47027955000|2|||||5|||||1
|4|5|||||8|||||1|4|2|5|1|4|>74|Yes|9999|NA|32|0|Exempt|3|1|1111|1111|1111||||E
xempt|Exempt|Exempt|Exempt|Exempt|Exempt|Exempt|Exempt|Exempt|Exempt|Exempt|11
11|1111|1111|1111|Exempt|1111|1111|1|Exempt|1111|1111|1111|||||1111|1111|1111
2020|549300W4TWSN8U8TGD72|1|4|2|2|3|25000|4|TN|47111|47111970200|2|||||5|||||2
|4|5|||||8|||||2|4|2|5|2|4|45-54|No|9999|NA|19|0|Exempt|3|1|1111|1111|1111||||
Exempt|Exempt|Exempt|Exempt|Exempt|Exempt|Exempt|Exempt|Exempt|Exempt|Exempt|1
111|1111|1111|1111|Exempt|1111|1111|1|Exempt|1111|1111|1111|||||1111|1111|1111
2020|549300W4TWSN8U8TGD72|1|1|2|1|1|205000|2|TN|47041|47041920102|2|||||2|||||
2|2|5|||||5|||||2|2|2|1|2|2|45-54|No|45-54|No|74|0|Exempt|3|1|1111|1111|1111||
||Exempt|Exempt|Exempt|Exempt|Exempt|Exempt|Exempt|Exempt|Exempt|Exempt|Exempt
|1111|1111|1111|1111|Exempt|1111|1111|1|Exempt|1111|1111|1111|||||1111|1111|11
11
2020|549300W4TWSN8U8TGD72|1|1|2|1|1|65000|3|KY|21003|21003920500|2|||||2|||||2

|2|5|||||5|||||2|2|2|1|2|2|45-54|No|45-54|No|42|0|Exempt|3|1|1111|1111|1111|||
|Exempt|Exempt|Exempt|Exempt|Exempt|Exempt|Exempt|Exempt|Exempt|Exempt|Exempt|
1111|1111|1111|1111|Exempt|1111|1111|1|Exempt|1111|1111|1111|||||1111|1111|111
1
2020|549300W4TWSN8U8TGD72|1|4|2|2|1|35000|1|TN|47111|47111970100|2||||2|||||2
|2|5|||||5|||||2|2|1|2|2|2|<25|No|<25|No|21|0|Exempt|3|1|1111|1111|1111||||Exe
mpt|Exempt|Exempt|Exempt|Exempt|Exempt|Exempt|Exempt|Exempt|Exempt|Exempt|1111
|1111|1111|1111|Exempt|1111|1111|1|Exempt|1111|1111|1111|||||1111|1111|1111
2020|549300W4TWSN8U8TGD72|1|31|2|1|3|55000|1|KY|21003|21003920500|2||||2|||||
1|1|5|||||5|||||1|1|1|2|1|1|45-54|No|45-54|No|NA|0|Exempt|3|1|1111|1111|1111||
||Exempt|Exempt|Exempt|Exempt|Exempt|Exempt|Exempt|Exempt|Exempt|Exempt|Exempt
|1111|1111|1111|1111|Exempt|1111|1111|1|Exempt|1111|1111|1111|||||1111|1111|11
11
2020|549300W4TWSN8U8TGD72|1|1|2|2|1|45000|3|TN|47111|47111970200|2|14|||5||||
|2|4|5|||||8|||||2|4|1|5|2|4|45-54|No|9999|NA|19|0|Exempt|3|1|1111|1111|1111||
||Exempt|Exempt|Exempt|Exempt|Exempt|Exempt|Exempt|Exempt|Exempt|Exempt|Exempt
|1111|1111|1111|1111|Exempt|1111|1111|1|Exempt|1111|1111|1111|||||1111|1111|11
11
2020|549300W4TWSN8U8TGD72|1|1|2|2|1|115000|1|TN|47189|47189030102|2|||||2|||||
2|2|5|||||5|||||2|2|1|2|2|2|65-74|Yes|55-64|No|45|0|Exempt|2|1|1111|1111|1111|
|||Exempt|Exempt|Exempt|Exempt|Exempt|Exempt|Exempt|Exempt|Exempt|Exempt|Exemp
t|1111|1111|1111|1111|Exempt|1111|1111|1|Exempt|1111|1111|1111|||||1111|1111|1
111
2020|549300W4TWSN8U8TGD72|1|1|2|1|3|45000|1|TN|47111|47111970300|4|||||5|||||3
|4|7|||||8|||||3|4|4|5|3|4|8888|NA|9999|NA|NA|0|Exempt|3|1|1111|1111|1111||||E
xempt|Exempt|Exempt|Exempt|Exempt|Exempt|Exempt|Exempt|Exempt|Exempt|Exempt|11
11|1111|1111|1111|Exempt|1111|1111|5-24|Exempt|1111|1111|1111||||1111|1111|11
11
2020|549300W4TWSN8U8TGD72|1|31|2|1|3|105000|1|KY|21003|21003920400|2|||||2||||
|1|1|5|||||5|||||1|1|1|2|1|1|65-74|Yes|55-64|Yes|295|0|Exempt|3|1|1111|1111|11
11||||Exempt|Exempt|Exempt|Exempt|Exempt|Exempt|Exempt|Exempt|Exempt|Exempt|Ex
empt|1111|1111|1111|1111|Exempt|1111|1111|1|Exempt|1111|1111|1111||||1111|111
1|1111
2020|549300W4TWSN8U8TGD72|1|1|2|1|1|45000|1|TN|47165|47165020903|2|||||2|||||2
|2|5|||||5|||||2|2|1|2|2|2|65-74|Yes|55-64|Yes|42|0|Exempt|3|1|1111|1111|1111|
|||Exempt|Exempt|Exempt|Exempt|Exempt|Exempt|Exempt|Exempt|Exempt|Exempt|Exemp
t|1111|1111|1111|1111|Exempt|1111|1111|1|Exempt|1111|1111|1111||||1111|1111|1
111
2020|549300W4TWSN8U8TGD72|1|31|2|1|3|65000|1|TN|47051|47051960202|2|||||5|||||
1|4|5|||||8|||||1|4|1|5|1|4|65-74|Yes|9999|NA|125|0|Exempt|3|1|1111|1111|1111|
|||Exempt|Exempt|Exempt|Exempt|Exempt|Exempt|Exempt|Exempt|Exempt|Exempt|Exemp
t|1111|1111|1111|1111|Exempt|1111|1111|1|Exempt|1111|1111|1111|||||1111|1111|1
111
2020|549300W4TWSN8U8TGD72|1|1|2|2|1|35000|1|TN|47165|47165020601|2|||||5|||||2
|4|5|||||8|||||2|4|1|5|2|4|25-34|No|9999|NA|31|0|Exempt|2|1|1111|1111|1111||||
Exempt|Exempt|Exempt|Exempt|Exempt|Exempt|Exempt|Exempt|Exempt|Exempt|Exempt|1
111|1111|1111|1111|Exempt|1111|1111|1|Exempt|1111|1111|1111|||||1111|1111|1111
2020|549300W4TWSN8U8TGD72|1|1|2|1|3|115000|1|TN|47111|47111970200|2|||||5|||||
2|4|5|||||8|||||2|4|1|5|2|4|25-34|No|9999|NA|58|0|Exempt|3|2|1111|1111|1111|||
|Exempt|Exempt|Exempt|Exempt|Exempt|Exempt|Exempt|Exempt|Exempt|Exempt|Exempt|
1111|1111|1111|1111|Exempt|1111|1111|2|Exempt|1111|1111|1111|||||1111|1111|111
1
2020|549300W4TWSN8U8TGD72|1|31|2|2|1|45000|1|TN|47111|47111970400|2|||||5|||||

2|4|5|||||8|||||2|4|2|5|2|4|25-34|No|9999|NA|41|0|Exempt|2|1|1111|1111|1111|||
|Exempt|Exempt|Exempt|Exempt|Exempt|Exempt|Exempt|Exempt|Exempt|Exempt|Exempt|
1111|1111|1111|1111|Exempt|1111|1111|1|Exempt|1111|1111|1111|||||1111|1111|111
1
2020|549300W4TWSN8U8TGD72|1|31|2|2|1|75000|1|TN|47111|47111970400|2|||||2|||||
2|2|5|||||5|||||2|2|1|2|2|2|55-64|No|65-74|Yes|45|0|Exempt|2|1|1111|1111|1111|
|||Exempt|Exempt|Exempt|Exempt|Exempt|Exempt|Exempt|Exempt|Exempt|Exempt|Exemp
t|1111|1111|1111|1111|Exempt|1111|1111|1|Exempt|1111|1111|1111||||1111|1111|1
111
2020|549300W4TWSN8U8TGD72|1|1|2|2|1|75000|4|TN|47111|47111970200|1|11||||1|11|
|||2|2|5|||||5|||||2|2|1|2|2|2|45-54|No|35-44|No|48|0|Exempt|3|1|1111|1111|111
1||||Exempt|Exempt|Exempt|Exempt|Exempt|Exempt|Exempt|Exempt|Exempt|Exempt|Exe
mpt|1111|1111|1111|1111|Exempt|1111|1111|1|Exempt|1111|1111|1111|||||1111|1111
|1111
2020|549300W4TWSN8U8TGD72|1|31|2|1|3|145000|1|KY|21067|21067004209|2|||||5||||
|2|4|5|||||8|||||2|4|2|5|2|4|55-64|No|9999|NA|NA|0|Exempt|3|1|1111|1111|1111||
||Exempt|Exempt|Exempt|Exempt|Exempt|Exempt|Exempt|Exempt|Exempt|Exempt|Exempt
|1111|1111|1111|1111|Exempt|1111|1111|1|Exempt|1111|1111|1111|||||1111|1111|11
11
2020|549300W4TWSN8U8TGD72|1|31|2|1|3|105000|1|TN|47189|47189030600|2|||||5||||
|1|4|5|||||8|||||1|4|1|5|1|4|55-64|No|9999|NA|22|0|Exempt|3|1|1111|1111|1111||
||Exempt|Exempt|Exempt|Exempt|Exempt|Exempt|Exempt|Exempt|Exempt|Exempt|Exempt
|1111|1111|1111|1111|Exempt|1111|1111|2|Exempt|1111|1111|1111|||||1111|1111|11
11
2020|549300W4TWSN8U8TGD72|1|31|2|1|1|85000|1|TN|47027|47027955100|2|||||5|||||
2|4|5|||||8|||||2|4|1|5|2|4|55-64|No|9999|NA|35|0|Exempt|2|2|1111|1111|1111|||
|Exempt|Exempt|Exempt|Exempt|Exempt|Exempt|Exempt|Exempt|Exempt|Exempt|Exempt|
1111|1111|1111|1111|Exempt|1111|1111|1|Exempt|1111|1111|1111|||||1111|1111|111
1
2020|549300W4TWSN8U8TGD72|1|31|2|2|1|25000|1|TN|47111|47111970200|2|||||2|||||
2|2|5|||||5|||||2|2|1|1|2|2|55-64|No|25-34|No|43|0|Exempt|2|1|1111|1111|1111||
||Exempt|Exempt|Exempt|Exempt|Exempt|Exempt|Exempt|Exempt|Exempt|Exempt|Exempt
|1111|1111|1111|1111|Exempt|1111|1111|1|Exempt|1111|1111|1111|||||1111|1111|11
11
2020|549300W4TWSN8U8TGD72|1|1|2|1|1|45000|1|TN|47111|47111970200|2|||||5|||||1
|4|5|||||8|||||1|4|1|5|1|4|35-44|No|9999|NA|50|0|Exempt|2|1|1111|1111|1111||||
Exempt|Exempt|Exempt|Exempt|Exempt|Exempt|Exempt|Exempt|Exempt|Exempt|Exempt|1
111|1111|1111|1111|Exempt|1111|1111|1|Exempt|1111|1111|1111|||||1111|1111|1111
2020|549300W4TWSN8U8TGD72|1|1|2|2|1|35000|1|TN|47111|47111970200|1|11||||1|11|
|||2|2|5|||||5|||||2|2|1|2|2|2|35-44|No|35-44|No|56|0|Exempt|2|1|1111|1111|111
1||||Exempt|Exempt|Exempt|Exempt|Exempt|Exempt|Exempt|Exempt|Exempt|Exempt|Exe
mpt|1111|1111|1111|1111|Exempt|1111|1111|1|Exempt|1111|1111|1111|||||1111|1111
|1111
2020|549300W4TWSN8U8TGD72|1|1|2|2|1|75000|1|TN|47111|47111970100|2|||||2|||||2
|2|5|||||5|||||2|2|1|2|2|2|25-34|No|<25|No|39|0|Exempt|2|1|1111|1111|1111||||E
xempt|Exempt|Exempt|Exempt|Exempt|Exempt|Exempt|Exempt|Exempt|Exempt|Exempt|11
11|1111|1111|1111|Exempt|1111|1111|1|Exempt|1111|1111|1111|||||1111|1111|1111
2020|549300W4TWSN8U8TGD72|1|31|2|1|1|35000|1|TN|47111|47111970300|2|||||2|||||
2|2|5|||||5|||||2|2|1|2|2|2|55-64|No|45-54|No|46|0|Exempt|2|1|1111|1111|1111||
||Exempt|Exempt|Exempt|Exempt|Exempt|Exempt|Exempt|Exempt|Exempt|Exempt|Exempt
|1111|1111|1111|1111|Exempt|1111|1111|1|Exempt|1111|1111|1111|||||1111|1111|11
11
2020|549300W4TWSN8U8TGD72|1|31|2|1|1|85000|1|TN|47165|47165020601|2|||||2|||||

2|2|5|||||5|||||2|2|1|2|2|2|55-64|No|55-64|No|97|0|Exempt|2|1|1111|1111|1111||
||Exempt|Exempt|Exempt|Exempt|Exempt|Exempt|Exempt|Exempt|Exempt|Exempt|Exempt
|1111|1111|1111|1111|Exempt|1111|1111|2|Exempt|1111|1111|1111|||||1111|1111|11
11
2020|549300W4TWSN8U8TGD72|1|1|2|2|3|65000|1|TN|47111|47111970200|2|||||5|||||1
|4|5|||||8|||||1|4|1|5|1|4|65-74|Yes|9999|NA|653|0|Exempt|3|1|1111|1111|1111||
||Exempt|Exempt|Exempt|Exempt|Exempt|Exempt|Exempt|Exempt|Exempt|Exempt|Exempt
|1111|1111|1111|1111|Exempt|1111|1111|1|Exempt|1111|1111|1111|||||1111|1111|11
11
2020|549300W4TWSN8U8TGD72|1|31|2|2|1|35000|1|TN|47111|47111970200|2|||||5|||||
1|4|5|||||8|||||1|4|1|5|1|4|<25|No|9999|NA|28|0|Exempt|2|1|1111|1111|1111||||E
xempt|Exempt|Exempt|Exempt|Exempt|Exempt|Exempt|Exempt|Exempt|Exempt|Exempt|11
11|1111|1111|1111|Exempt|1111|1111|1|Exempt|1111|1111|1111|||||1111|1111|1111
2020|549300W4TWSN8U8TGD72|1|2|2|1|1|75000|1|TN|47111|47111970300|2|||||2|||||2
|2|5|||||5|||||2|2|1|2|2|2|45-54|No|45-54|No|158|0|Exempt|2|2|1111|1111|1111||
||Exempt|Exempt|Exempt|Exempt|Exempt|Exempt|Exempt|Exempt|Exempt|Exempt|Exempt
|1111|1111|1111|1111|Exempt|1111|1111|1|Exempt|1111|1111|1111|||||1111|1111|11
11
2020|549300W4TWSN8U8TGD72|1|1|2|1|1|65000|1|TN|47111|47111970100|2|||||5|||||1
|4|5|||||8|||||1|4|2|5|1|4|45-54|No|9999|NA|31|0|Exempt|2|1|1111|1111|1111||||
Exempt|Exempt|Exempt|Exempt|Exempt|Exempt|Exempt|Exempt|Exempt|Exempt|Exempt|1
111|1111|1111|1111|Exempt|1111|1111|1|Exempt|1111|1111|1111|||||1111|1111|1111
2020|549300W4TWSN8U8TGD72|1|31|2|2|1|55000|1|TN|47165|47165020602|2|||||2|||||
2|2|5|||||5|||||2|2|1|2|2|2|55-64|No|55-64|No|15|0|Exempt|2|1|1111|1111|1111||
||Exempt|Exempt|Exempt|Exempt|Exempt|Exempt|Exempt|Exempt|Exempt|Exempt|Exempt
|1111|1111|1111|1111|Exempt|1111|1111|1|Exempt|1111|1111|1111|||||1111|1111|11
11
2020|549300W4TWSN8U8TGD72|1|31|2|2|1|145000|1|TN|47165|47165020102|2|||||2||||
|2|2|5|||||5|||||2|2|1|2|2|2|55-64|No|55-64|No|86|0|Exempt|2|1|1111|1111|1111|
|||Exempt|Exempt|Exempt|Exempt|Exempt|Exempt|Exempt|Exempt|Exempt|Exempt|Exemp
t|1111|1111|1111|1111|Exempt|1111|1111|1|Exempt|1111|1111|1111|||||1111|1111|1
111
2020|549300W4TWSN8U8TGD72|1|31|2|2|1|55000|1|KY|21003|21003920600|2|||||5|||||
2|4|5|||||8|||||2|4|2|5|2|4|65-74|Yes|9999|NA|42|0|Exempt|2|1|1111|1111|1111||
||Exempt|Exempt|Exempt|Exempt|Exempt|Exempt|Exempt|Exempt|Exempt|Exempt|Exempt
|1111|1111|1111|1111|Exempt|1111|1111|1|Exempt|1111|1111|1111|||||1111|1111|11
11
2020|549300W4TWSN8U8TGD72|1|31|2|1|1|95000|1|TN|47087|47087960300|2|||||2|||||
1|1|5|||||5|||||1|1|1|2|1|1|55-64|No|45-54|No|59|0|Exempt|2|1|1111|1111|1111||
||Exempt|Exempt|Exempt|Exempt|Exempt|Exempt|Exempt|Exempt|Exempt|Exempt|Exempt
|1111|1111|1111|1111|Exempt|1111|1111|1|Exempt|1111|1111|1111|||||1111|1111|11
11
2020|549300W4TWSN8U8TGD72|1|31|2|2|1|35000|1|TN|47087|47087960400|2|||||2|||||
1|1|5|||||5|||||1|1|1|2|1|1|>74|Yes|65-74|Yes|42|0|Exempt|2|1|1111|1111|1111||
||Exempt|Exempt|Exempt|Exempt|Exempt|Exempt|Exempt|Exempt|Exempt|Exempt|Exempt
|1111|1111|1111|1111|Exempt|1111|1111|1|Exempt|1111|1111|1111|||||1111|1111|11
11
2020|549300W4TWSN8U8TGD72|1|1|2|2|1|65000|1|TN|47185|47185935200|2|||||5|||||2
|4|5|||||8|||||2|4|1|5|2|4|25-34|No|9999|NA|37|0|Exempt|2|1|1111|1111|1111||||
Exempt|Exempt|Exempt|Exempt|Exempt|Exempt|Exempt|Exempt|Exempt|Exempt|Exempt|1
111|1111|1111|1111|Exempt|1111|1111|1|Exempt|1111|1111|1111|||||1111|1111|1111
2020|549300W4TWSN8U8TGD72|1|1|2|1|3|115000|1|TN|47041|47041920200|2|||||5|||||
2|4|5|||||8|||||2|4|2|5|2|4|45-54|No|9999|NA|59|0|Exempt|3|1|1111|1111|1111|||

|Exempt|Exempt|Exempt|Exempt|Exempt|Exempt|Exempt|Exempt|Exempt|Exempt|Exempt|
1111|1111|1111|1111|Exempt|1111|1111|1|Exempt|1111|1111|1111|||||1111|1111|111
1
2020|549300W4TWSN8U8TGD72|1|31|2|1|3|155000|1|TN|47149|47149041202|2|||||5||||
|1|4|5|||||8|||||1|4|1|5|1|4|65-74|Yes|9999|NA|696|0|Exempt|3|1|1111|1111|1111
||||Exempt|Exempt|Exempt|Exempt|Exempt|Exempt|Exempt|Exempt|Exempt|Exempt|Exem
pt|1111|1111|1111|1111|Exempt|1111|1111|1|Exempt|1111|1111|1111|||||1111|1111|
1111
2020|549300W4TWSN8U8TGD72|1|1|2|2|1|155000|1|TN|47003|47003950300|2|||||5|||||
2|4|5|||||8|||||2|4|1|5|2|4|65-74|Yes|9999|NA|50|0|Exempt|2|1|1111|1111|1111||
||Exempt|Exempt|Exempt|Exempt|Exempt|Exempt|Exempt|Exempt|Exempt|Exempt|Exempt
|1111|1111|1111|1111|Exempt|1111|1111|1|Exempt|1111|1111|1111|||||1111|1111|11
11
2020|549300W4TWSN8U8TGD72|1|1|2|1|3|65000|1|TN|47031|47031970900|2|||||5|||||1
|4|5|||||8|||||1|4|1|5|1|4|25-34|No|9999|NA|29|0|Exempt|3|1|1111|1111|1111||||
Exempt|Exempt|Exempt|Exempt|Exempt|Exempt|Exempt|Exempt|Exempt|Exempt|Exempt|1
111|1111|1111|1111|Exempt|1111|1111|1|Exempt|1111|1111|1111|||||1111|1111|1111
2020|549300W4TWSN8U8TGD72|1|1|2|1|3|155000|1|TN|47031|47031970400|2|||||2|||||
1|1|5|||||5|||||1|1|2|1|1|1|65-74|Yes|65-74|Yes|133|0|Exempt|3|1|1111|1111|111
1||||Exempt|Exempt|Exempt|Exempt|Exempt|Exempt|Exempt|Exempt|Exempt|Exempt|Exe
mpt|1111|1111|1111|1111|Exempt|1111|1111|1|Exempt|1111|1111|1111|||||1111|1111
|1111
2020|549300W4TWSN8U8TGD72|1|1|2|1|1|315000|1|TN|47003|47003950800|2|||||2|||||
2|2|5|||||5|||||2|2|1|2|2|2|<25|No|<25|No|22|0|Exempt|2|1|1111|1111|1111||||Ex
empt|Exempt|Exempt|Exempt|Exempt|Exempt|Exempt|Exempt|Exempt|Exempt|Exempt|111
1|1111|1111|1111|Exempt|1111|1111|1|Exempt|1111|1111|1111|||||1111|1111|1111
2020|549300W4TWSN8U8TGD72|1|1|2|1|2|65000|1|TN|47003|47003950800|2|||||2|||||2
|2|5|||||5|||||2|2|1|2|2|2|65-74|Yes|55-64|Yes|187|0|Exempt|3|1|1111|1111|1111
||||Exempt|Exempt|Exempt|Exempt|Exempt|Exempt|Exempt|Exempt|Exempt|Exempt|Exem
pt|1111|1111|1111|1111|Exempt|1111|1111|1|Exempt|1111|1111|1111|||||1111|1111|
1111
2020|549300W4TWSN8U8TGD72|1|1|2|1|1|95000|1|TN|47031|47031970100|2|||||5|||||2
|4|5|||||8|||||2|4|1|5|2|4|25-34|No|9999|NA|48|0|Exempt|2|1|1111|1111|1111||||
Exempt|Exempt|Exempt|Exempt|Exempt|Exempt|Exempt|Exempt|Exempt|Exempt|Exempt|1
111|1111|1111|1111|Exempt|1111|1111|1|Exempt|1111|1111|1111|||||1111|1111|1111
2020|549300W4TWSN8U8TGD72|1|31|2|1|1|75000|4|TN|47015|47015960200|2|||||2|||||
2|2|5|||||5|||||2|2|1|2|2|2|45-54|No|35-44|No|47|0|Exempt|3|1|1111|1111|1111||
||Exempt|Exempt|Exempt|Exempt|Exempt|Exempt|Exempt|Exempt|Exempt|Exempt|Exempt
|1111|1111|1111|1111|Exempt|1111|1111|1|Exempt|1111|1111|1111|||||1111|1111|11
11
2020|549300W4TWSN8U8TGD72|1|1|2|1|3|105000|1|TN|47031|47031971000|2|||||5|||||
1|4|5|||||8|||||1|4|2|5|1|4|55-64|No|9999|NA|210|0|Exempt|3|1|1111|1111|1111||
||Exempt|Exempt|Exempt|Exempt|Exempt|Exempt|Exempt|Exempt|Exempt|Exempt|Exempt
|1111|1111|1111|1111|Exempt|1111|1111|1|Exempt|1111|1111|1111|||||1111|1111|11
11
2020|549300W4TWSN8U8TGD72|1|1|2|1|1|125000|1|TN|47003|47003950500|2|||||5|||||
2|4|5|||||8|||||2|4|2|5|2|4|45-54|No|9999|NA|52|0|Exempt|2|1|1111|1111|1111|||
|Exempt|Exempt|Exempt|Exempt|Exempt|Exempt|Exempt|Exempt|Exempt|Exempt|Exempt|
1111|1111|1111|1111|Exempt|1111|1111|1|Exempt|1111|1111|1111|||||1111|1111|111
1
2020|549300W4TWSN8U8TGD72|1|2|2|2|1|35000|4|TN|47087|47087960100|2|||||2|||||2
|2|5|||||5|||||2|2|1|2|2|2|25-34|No|25-34|No|77|0|Exempt|3|1|1111|1111|1111|||
|Exempt|Exempt|Exempt|Exempt|Exempt|Exempt|Exempt|Exempt|Exempt|Exempt|Exempt|

1111|1111|1111|1111|Exempt|1111|1111|1|Exempt|1111|1111|1111|||||1111|1111|111
1
2020|549300W4TWSN8U8TGD72|1|31|2|1|1|45000|4|TN|47111|47111970100|2|||||2|||||
2|2|5|||||5|||||2|2|1|2|2|2|45-54|No|45-54|No|27|0|Exempt|3|2|1111|1111|1111||
||Exempt|Exempt|Exempt|Exempt|Exempt|Exempt|Exempt|Exempt|Exempt|Exempt|Exempt
|1111|1111|1111|1111|Exempt|1111|1111|1|Exempt|1111|1111|1111|||||1111|1111|11
11
2020|549300W4TWSN8U8TGD72|1|1|2|2|1|175000|3|TN|47165|47165020209|2|||||5|||||
1|4|5|||||8|||||1|4|2|5|1|4|25-34|No|9999|NA|47|0|Exempt|3|1|1111|1111|1111|||
|Exempt|Exempt|Exempt|Exempt|Exempt|Exempt|Exempt|Exempt|Exempt|Exempt|Exempt|
1111|1111|1111|1111|Exempt|1111|1111|1|Exempt|1111|1111|1111|||||1111|1111|111
1
2020|549300W4TWSN8U8TGD72|1|1|2|1|1|55000|4|TN|47015|47015960200|2|||||5|||||2
|4|5|||||8|||||2|4|1|5|2|4|25-34|No|9999|NA|43|0|Exempt|3|1|1111|1111|1111||||
Exempt|Exempt|Exempt|Exempt|Exempt|Exempt|Exempt|Exempt|Exempt|Exempt|Exempt|1
111|1111|1111|1111|Exempt|1111|1111|1|Exempt|1111|1111|1111|||||1111|1111|1111
2020|549300W4TWSN8U8TGD72|1|31|2|1|1|275000|2|TN|47147|47147080104|2|||||5||||
|2|4|5|||||8|||||2|4|1|5|2|4|<25|No|9999|NA|67|0|Exempt|3|1|1111|1111|1111||||
Exempt|Exempt|Exempt|Exempt|Exempt|Exempt|Exempt|Exempt|Exempt|Exempt|Exempt|1
111|1111|1111|1111|Exempt|1111|1111|1|Exempt|1111|1111|1111|||||1111|1111|1111
2020|549300W4TWSN8U8TGD72|1|1|2|1|1|95000|2|TN|47103|47103975100|2|||||2|||||2
|2|5|||||5|||||2|2|1|2|2|2|45-54|No|35-44|No|72|0|Exempt|3|1|1111|1111|1111|||
|Exempt|Exempt|Exempt|Exempt|Exempt|Exempt|Exempt|Exempt|Exempt|Exempt|Exempt|
1111|1111|1111|1111|Exempt|1111|1111|1|Exempt|1111|1111|1111|||||1111|1111|111
1
2020|549300W4TWSN8U8TGD72|1|31|2|1|1|105000|4|TN|47031|47031970700|2|||||5||||
|2|4|5|||||8|||||2|4|1|5|2|4|25-34|No|9999|NA|32|0|Exempt|3|1|1111|1111|1111||
||Exempt|Exempt|Exempt|Exempt|Exempt|Exempt|Exempt|Exempt|Exempt|Exempt|Exempt
|1111|1111|1111|1111|Exempt|1111|1111|1|Exempt|1111|1111|1111|||||1111|1111|11
11
2020|549300W4TWSN8U8TGD72|1|1|2|1|1|1425000|4|TN|47149|47149040808|2||||2||||
|2|2|2|21||||2|21||||2|2|1|2|2|2|35-44|No|35-44|No|1216|0|Exempt|3|1|1111|1111
|1111||||Exempt|Exempt|Exempt|Exempt|Exempt|Exempt|Exempt|Exempt|Exempt|Exempt
|Exempt|1111|1111|1111|1111|Exempt|1111|1111|1|Exempt|1111|1111|1111|||||1111|
1111|1111
2020|549300W4TWSN8U8TGD72|1|4|2|2|1|45000|2|TN|47087|47087960300|2|||||5|||||1
|4|5|||||8|||||1|4|1|5|1|4|35-44|No|9999|NA|33|0|Exempt|3|2|1111|1111|1111||||
Exempt|Exempt|Exempt|Exempt|Exempt|Exempt|Exempt|Exempt|Exempt|Exempt|Exempt|1
111|1111|1111|1111|Exempt|1111|1111|1|Exempt|1111|1111|1111|||||1111|1111|1111
2020|549300W4TWSN8U8TGD72|1|1|2|2|3|125000|1|TN|47169|47169090100|2|||||2|||||
2|2|5|||||5|||||2|2|1|2|2|2|45-54|No|45-54|No|153|0|Exempt|3|1|1111|1111|1111|
|||Exempt|Exempt|Exempt|Exempt|Exempt|Exempt|Exempt|Exempt|Exempt|Exempt|Exemp
t|1111|1111|1111|1111|Exempt|1111|1111|1|Exempt|1111|1111|1111|||||1111|1111|1
111
2020|549300W4TWSN8U8TGD72|1|1|2|1|1|265000|1|TN|47031|47031970700|2|||||2|||||
2|2|5|||||5|||||2|2|1|2|2|2|55-64|No|55-64|No|155|0|Exempt|2|1|1111|1111|1111|
|||Exempt|Exempt|Exempt|Exempt|Exempt|Exempt|Exempt|Exempt|Exempt|Exempt|Exemp
t|1111|1111|1111|1111|Exempt|1111|1111|1|Exempt|1111|1111|1111|||||1111|1111|1
111
2020|549300W4TWSN8U8TGD72|1|1|2|1|3|165000|1|TN|47147|47147080606|2|||||2|||||
1|1|5|||||5|||||1|1|2|2|1|1|55-64|No|35-44|No|NA|0|Exempt|3|1|1111|1111|1111||
||Exempt|Exempt|Exempt|Exempt|Exempt|Exempt|Exempt|Exempt|Exempt|Exempt|Exempt
|1111|1111|1111|1111|Exempt|1111|1111|1|Exempt|1111|1111|1111|||||1111|1111|11

11
2020|549300W4TWSN8U8TGD72|1|1|2|1|3|325000|1|TN|47041|47041920300|2|||||2|||||
2|2|5|||||5|||||2|2|1|2|2|2|45-54|No|35-44|No|163|0|Exempt|3|1|1111|1111|1111|
|||Exempt|Exempt|Exempt|Exempt|Exempt|Exempt|Exempt|Exempt|Exempt|Exempt|Exemp
t|1111|1111|1111|1111|Exempt|1111|1111|1|Exempt|1111|1111|1111|||||1111|1111|1
111
2020|549300W4TWSN8U8TGD72|1|1|2|1|1|65000|1|TN|47041|47041920200|2|||||5|||||2
|4|5|||||8|||||2|4|1|5|2|4|65-74|Yes|9999|NA|25|0|Exempt|2|1|1111|1111|1111|||
|Exempt|Exempt|Exempt|Exempt|Exempt|Exempt|Exempt|Exempt|Exempt|Exempt|Exempt|
1111|1111|1111|1111|Exempt|1111|1111|1|Exempt|1111|1111|1111|||||1111|1111|111
1
2020|549300W4TWSN8U8TGD72|1|31|2|1|1|95000|1|TN|47041|47041920200|2|||||5|||||
2|4|5|||||8|||||2|4|2|5|2|4|55-64|No|9999|NA|30|0|Exempt|2|1|1111|1111|1111|||
|Exempt|Exempt|Exempt|Exempt|Exempt|Exempt|Exempt|Exempt|Exempt|Exempt|Exempt|
1111|1111|1111|1111|Exempt|1111|1111|1|Exempt|1111|1111|1111|||||1111|1111|111
1
2020|549300W4TWSN8U8TGD72|1|31|2|1|3|65000|1|TN|47027|47027955100|2|||||5|||||
2|4|5|||||8|||||2|4|1|5|2|4|>74|Yes|9999|NA|26|0|Exempt|3|1|1111|1111|1111||||
Exempt|Exempt|Exempt|Exempt|Exempt|Exempt|Exempt|Exempt|Exempt|Exempt|Exempt|1
111|1111|1111|1111|Exempt|1111|1111|1|Exempt|1111|1111|1111|||||1111|1111|1111
2020|549300W4TWSN8U8TGD72|1|1|2|2|3|25000|1|TN|47165|47165020602|2|||||2|||||2
|2|5|||||5|||||2|2|1|2|2|2|45-54|No|35-44|No|79|0|Exempt|3|1|1111|1111|1111|||
|Exempt|Exempt|Exempt|Exempt|Exempt|Exempt|Exempt|Exempt|Exempt|Exempt|Exempt|
1111|1111|1111|1111|Exempt|1111|1111|1|Exempt|1111|1111|1111|||||1111|1111|111
1
2020|549300W4TWSN8U8TGD72|1|1|2|2|1|65000|1|TN|47087|47087960400|2|||||5|||||1
|4|5|||||8|||||1|4|1|5|1|4|35-44|No|9999|NA|33|0|Exempt|2|1|1111|1111|1111||||
Exempt|Exempt|Exempt|Exempt|Exempt|Exempt|Exempt|Exempt|Exempt|Exempt|Exempt|1
111|1111|1111|1111|Exempt|1111|1111|1|Exempt|1111|1111|1111|||||1111|1111|1111
2020|549300W4TWSN8U8TGD72|1|2|2|2|1|25000|1|TN|47111|47111970400|2|||||5|||||2
|4|5|||||8|||||2|4|2|5|2|4|25-34|No|9999|NA|17|0|Exempt|2|1|1111|1111|1111||||
Exempt|Exempt|Exempt|Exempt|Exempt|Exempt|Exempt|Exempt|Exempt|Exempt|Exempt|1
111|1111|1111|1111|Exempt|1111|1111|1|Exempt|1111|1111|1111|||||1111|1111|1111
2020|549300W4TWSN8U8TGD72|1|31|2|1|1|115000|1|TN|47111|47111970100|2|||||5||||
|1|4|5|||||8|||||1|4|1|5|1|4|45-54|No|9999|NA|189|0|Exempt|2|1|1111|1111|1111|
|||Exempt|Exempt|Exempt|Exempt|Exempt|Exempt|Exempt|Exempt|Exempt|Exempt|Exemp
t|1111|1111|1111|1111|Exempt|1111|1111|1|Exempt|1111|1111|1111|||||1111|1111|1
111
2020|549300W4TWSN8U8TGD72|1|2|2|1|1|85000|1|TN|47041|47041920200|2|||||2|||||1
|1|5|||||5|||||1|1|1|2|1|1|25-34|No|55-64|No|74|0|Exempt|2|1|1111|1111|1111|||
|Exempt|Exempt|Exempt|Exempt|Exempt|Exempt|Exempt|Exempt|Exempt|Exempt|Exempt|
1111|1111|1111|1111|Exempt|1111|1111|1|Exempt|1111|1111|1111|||||1111|1111|111
1
2020|549300W4TWSN8U8TGD72|1|31|2|2|1|25000|1|TN|47165|47165020101|2|||||5|||||
2|4|5|||||8|||||2|4|1|5|2|4|>74|Yes|9999|NA|14|0|Exempt|2|1|1111|1111|1111||||
Exempt|Exempt|Exempt|Exempt|Exempt|Exempt|Exempt|Exempt|Exempt|Exempt|Exempt|1
111|1111|1111|1111|Exempt|1111|1111|1|Exempt|1111|1111|1111|||||1111|1111|1111
2020|549300W4TWSN8U8TGD72|1|1|2|2|1|115000|1|TN|47111|47111970300|2|||||2|||||
1|1|5|||||5|||||1|1|1|2|1|1|35-44|No|35-44|No|78|0|Exempt|2|1|1111|1111|1111||
||Exempt|Exempt|Exempt|Exempt|Exempt|Exempt|Exempt|Exempt|Exempt|Exempt|Exempt
|1111|1111|1111|1111|Exempt|1111|1111|1|Exempt|1111|1111|1111|||||1111|1111|11
11
2020|549300W4TWSN8U8TGD72|1|1|2|1|3|95000|1|TN|47165|47165020800|2|||||5|||||1

|4|5|||||8|||||1|4|2|5|1|4|25-34|No|9999|NA|44|0|Exempt|3|1|1111|1111|1111||||
Exempt|Exempt|Exempt|Exempt|Exempt|Exempt|Exempt|Exempt|Exempt|Exempt|Exempt|1
111|1111|1111|1111|Exempt|1111|1111|1|Exempt|1111|1111|1111|||||1111|1111|1111
2020|549300W4TWSN8U8TGD72|1|1|2|2|1|55000|1|KY|21003|21003920300|2|||||5|||||2
|4|5|||||8|||||2|4|1|5|2|4|45-54|No|9999|NA|60|0|Exempt|2|1|1111|1111|1111||||
Exempt|Exempt|Exempt|Exempt|Exempt|Exempt|Exempt|Exempt|Exempt|Exempt|Exempt|1
111|1111|1111|1111|Exempt|1111|1111|1|Exempt|1111|1111|1111|||||1111|1111|1111
2020|549300W4TWSN8U8TGD72|1|31|2|2|1|55000|1|TN|47111|47111970400|2|||||2|||||
2|2|5|||||5|||||2|2|1|2|2|2|45-54|No|45-54|No|58|0|Exempt|2|1|1111|1111|1111||
||Exempt|Exempt|Exempt|Exempt|Exempt|Exempt|Exempt|Exempt|Exempt|Exempt|Exempt
|1111|1111|1111|1111|Exempt|1111|1111|1|Exempt|1111|1111|1111|||||1111|1111|11
11
2020|549300W4TWSN8U8TGD72|1|1|2|1|1|75000|1|TN|47111|47111970300|2|||||2|||||2
|2|5|||||5|||||2|2|1|2|2|2|55-64|No|45-54|No|69|0|Exempt|2|1|1111|1111|1111||
|Exempt|Exempt|Exempt|Exempt|Exempt|Exempt|Exempt|Exempt|Exempt|Exempt|Exempt|
1111|1111|1111|1111|Exempt|1111|1111|2|Exempt|1111|1111|1111|||||1111|1111|111
1
2020|549300W4TWSN8U8TGD72|1|31|2|1|1|85000|1|TN|47147|47147080603|2|||||5|||||
2|4|5|||||8|||||2|4|1|5|2|4|35-44|No|9999|NA|96|0|Exempt|2|1|1111|1111|1111||
|Exempt|Exempt|Exempt|Exempt|Exempt|Exempt|Exempt|Exempt|Exempt|Exempt|Exempt|
1111|1111|1111|1111|Exempt|1111|1111|1|Exempt|1111|1111|1111|||||1111|1111|111
1
2020|549300W4TWSN8U8TGD72|1|31|2|1|1|235000|1|TN|47111|47111970300|2|||||5||||
|2|4|5|||||8|||||2|4|1|5|2|4|45-54|No|9999|NA|80|0|Exempt|2|1|1111|1111|1111||
||Exempt|Exempt|Exempt|Exempt|Exempt|Exempt|Exempt|Exempt|Exempt|Exempt|Exempt
|1111|1111|1111|1111|Exempt|1111|1111|1|Exempt|1111|1111|1111|||||1111|1111|11
11
2020|549300W4TWSN8U8TGD72|1|1|2|1|3|705000|1|TN|47111|47111970300|2|||||2|||||
1|1|5|||||5|||||1|1|1|2|1|1|55-64|Yes|55-64|Yes|243|0|Exempt|3|1|1111|1111|111
1||||Exempt|Exempt|Exempt|Exempt|Exempt|Exempt|Exempt|Exempt|Exempt|Exempt|Exe
mpt|1111|1111|1111|1111|Exempt|1111|1111|25-49|Exempt|1111|1111|1111|||||1111|
1111|1111
2020|549300W4TWSN8U8TGD72|1|31|2|1|1|65000|1|KY|21003|21003920200|2|||||2|||||
2|2|5|||||5|||||2|2|1|2|2|2|25-34|No|25-34|No|47|0|Exempt|2|1|1111|1111|1111||
||Exempt|Exempt|Exempt|Exempt|Exempt|Exempt|Exempt|Exempt|Exempt|Exempt|Exempt
|1111|1111|1111|1111|Exempt|1111|1111|1|Exempt|1111|1111|1111|||||1111|1111|11
11
2020|549300W4TWSN8U8TGD72|1|31|2|1|3|485000|1|TN|47037|47037010502|4|||||5||||
|3|4|7|||||8|||||3|4|4|5|3|4|8888|NA|9999|NA|NA|0|Exempt|3|1|1111|1111|1111|||
|Exempt|Exempt|Exempt|Exempt|Exempt|Exempt|Exempt|Exempt|Exempt|Exempt|Exempt|
1111|1111|1111|1111|Exempt|1111|1111|3|Exempt|1111|1111|1111|||||1111|1111|111
1
2020|549300W4TWSN8U8TGD72|1|31|2|2|1|75000|3|TN|47165|47165020602|2|||||5|||||
2|4|5|||||8|||||2|4|1|5|2|4|45-54|No|9999|NA|58|0|Exempt|3|1|1111|1111|1111|||
|Exempt|Exempt|Exempt|Exempt|Exempt|Exempt|Exempt|Exempt|Exempt|Exempt|Exempt|
1111|1111|1111|1111|Exempt|1111|1111|1|Exempt|1111|1111|1111|||||1111|1111|111
1
2020|549300W4TWSN8U8TGD72|1|1|2|1|3|245000|1|TN|47037|47037015100|2|||||5|||||
1|4|5|||||8|||||1|4|1|5|1|4|45-54|No|9999|NA|821|0|Exempt|3|1|1111|1111|1111||
||Exempt|Exempt|Exempt|Exempt|Exempt|Exempt|Exempt|Exempt|Exempt|Exempt|Exempt
|1111|1111|1111|1111|Exempt|1111|1111|2|Exempt|1111|1111|1111|||||1111|1111|11
11
2020|549300W4TWSN8U8TGD72|1|31|2|1|3|105000|1|TN|47111|47111970300|2|||||2||||

|2|2|5|||||5|||||2|2|1|2|2|2|65-74|Yes|65-74|Yes|70|0|Exempt|3|1|1111|1111|111
1||||Exempt|Exempt|Exempt|Exempt|Exempt|Exempt|Exempt|Exempt|Exempt|Exempt|Exe
mpt|1111|1111|1111|1111|Exempt|1111|1111|3|Exempt|1111|1111|1111|||||1111|1111
|1111
2020|549300W4TWSN8U8TGD72|1|1|2|1|3|75000|1|TN|47051|47051960202|4|||||5|||||3
|4|7|||||8|||||3|4|4|5|3|4|8888|NA|9999|NA|NA|0|Exempt|3|1|1111|1111|1111||||E
xempt|Exempt|Exempt|Exempt|Exempt|Exempt|Exempt|Exempt|Exempt|Exempt|Exempt|11
11|1111|1111|1111|Exempt|1111|1111|1|Exempt|1111|1111|1111|||||1111|1111|1111
2020|549300W4TWSN8U8TGD72|1|1|2|1|1|65000|3|TN|47189|47189030102|2|||||5|||||1
|4|5|||||8|||||1|4|2|5|1|4|35-44|No|9999|NA|43|0|Exempt|3|1|1111|1111|1111||||
Exempt|Exempt|Exempt|Exempt|Exempt|Exempt|Exempt|Exempt|Exempt|Exempt|Exempt|1
111|1111|1111|1111|Exempt|1111|1111|1|Exempt|1111|1111|1111|||||1111|1111|1111
2020|549300W4TWSN8U8TGD72|1|1|2|1|3|55000|1|TN|47165|47165020300|2|||||5|||||1
|4|5|||||8|||||1|4|2|5|1|4|45-54|No|9999|NA|46|0|Exempt|3|1|1111|1111|1111||||
Exempt|Exempt|Exempt|Exempt|Exempt|Exempt|Exempt|Exempt|Exempt|Exempt|Exempt|1
111|1111|1111|1111|Exempt|1111|1111|1|Exempt|1111|1111|1111|||||1111|1111|1111
2020|549300W4TWSN8U8TGD72|1|1|2|1|1|85000|1|TN|47003|47003950500|1|11||||5||||
|2|4|5|||||8|||||2|4|1|5|2|4|35-44|No|9999|NA|44|0|Exempt|2|1|1111|1111|1111||
||Exempt|Exempt|Exempt|Exempt|Exempt|Exempt|Exempt|Exempt|Exempt|Exempt|Exempt
|1111|1111|1111|1111|Exempt|1111|1111|1|Exempt|1111|1111|1111|||||1111|1111|11
11
2020|549300W4TWSN8U8TGD72|1|1|2|2|1|45000|1|TN|47111|47111970200|2|||||2|||||2
|2|5|||||5|||||2|2|1|2|2|2|35-44|No|35-44|No|50|0|Exempt|2|1|1111|1111|1111|||
|Exempt|Exempt|Exempt|Exempt|Exempt|Exempt|Exempt|Exempt|Exempt|Exempt|Exempt|
1111|1111|1111|1111|Exempt|1111|1111|1|Exempt|1111|1111|1111|||||1111|1111|111
1
2020|549300W4TWSN8U8TGD72|1|2|2|1|1|45000|1|TN|47031|47031970900|2|||||2|||||2
|2|5|||||5|||||2|2|1|2|2|2|45-54|No|35-44|No|76|0|Exempt|2|2|1111|1111|1111|||
|Exempt|Exempt|Exempt|Exempt|Exempt|Exempt|Exempt|Exempt|Exempt|Exempt|Exempt|
1111|1111|1111|1111|Exempt|1111|1111|1|Exempt|1111|1111|1111|||||1111|1111|111
1
2020|549300W4TWSN8U8TGD72|1|31|2|1|3|375000|1|TN|47111|47111970300|2|||||5||||
|1|4|5|||||8|||||1|4|1|5|1|4|45-54|No|9999|NA|189|0|Exempt|3|1|1111|1111|1111|
|||Exempt|Exempt|Exempt|Exempt|Exempt|Exempt|Exempt|Exempt|Exempt|Exempt|Exemp
t|1111|1111|1111|1111|Exempt|1111|1111|5-24|Exempt|1111|1111|1111|||||1111|111
1|1111
2020|549300W4TWSN8U8TGD72|1|1|2|1|1|65000|1|TN|47041|47041920300|1|||||1|||||2
|2|5|||||5|||||2|2|1|2|2|2|<25|No|45-54|No|70|0|Exempt|2|1|1111|1111|1111||||E
xempt|Exempt|Exempt|Exempt|Exempt|Exempt|Exempt|Exempt|Exempt|Exempt|Exempt|11
11|1111|1111|1111|Exempt|1111|1111|1|Exempt|1111|1111|1111|||||1111|1111|1111
2020|549300W4TWSN8U8TGD72|1|2|2|1|1|65000|1|TN|47015|47015960100|2|||||2|||||1
|1|5|||||5|||||1|1|2|1|1|1|25-34|No|35-44|No|123|0|Exempt|2|1|1111|1111|1111||
||Exempt|Exempt|Exempt|Exempt|Exempt|Exempt|Exempt|Exempt|Exempt|Exempt|Exempt
|1111|1111|1111|1111|Exempt|1111|1111|1|Exempt|1111|1111|1111|||||1111|1111|11
11
2020|549300W4TWSN8U8TGD72|1|31|2|1|3|155000|1|TN|47149|47149040702|2|||||5||||
|1|4|5|||||8|||||1|4|1|5|1|4|65-74|Yes|9999|NA|839|0|Exempt|3|1|1111|1111|1111
||||Exempt|Exempt|Exempt|Exempt|Exempt|Exempt|Exempt|Exempt|Exempt|Exempt|Exem
pt|1111|1111|1111|1111|Exempt|1111|1111|1|Exempt|1111|1111|1111|||||1111|1111|
1111
2020|549300W4TWSN8U8TGD72|1|31|2|1|1|185000|1|TN|47051|47051960500|2|||||2||||
|2|2|5|||||5|||||2|2|1|2|2|2|45-54|No|45-54|No|183|0|Exempt|2|1|1111|1111|1111
||||Exempt|Exempt|Exempt|Exempt|Exempt|Exempt|Exempt|Exempt|Exempt|Exempt|Exem

pt|1111|1111|1111|1111|Exempt|1111|1111|1|Exempt|1111|1111|1111|||||1111|1111|
1111
2020|549300W4TWSN8U8TGD72|1|1|2|1|3|115000|1|TN|47031|47031970500|2|||||5|||||
1|4|2|||||8|||||1|4|1|5|1|4|35-44|No|9999|NA|70|0|Exempt|3|1|1111|1111|1111|||
|Exempt|Exempt|Exempt|Exempt|Exempt|Exempt|Exempt|Exempt|Exempt|Exempt|Exempt|
1111|1111|1111|1111|Exempt|1111|1111|1|Exempt|1111|1111|1111|||||1111|1111|111
1
2020|549300W4TWSN8U8TGD72|1|1|2|1|1|605000|1|TN|47149|47149041401|2|||||2|||||
2|2|5|||||5|||||2|2|1|2|2|2|45-54|No|45-54|No|NA|0|Exempt|2|1|1111|1111|1111|||
||Exempt|Exempt|Exempt|Exempt|Exempt|Exempt|Exempt|Exempt|Exempt|Exempt|Exempt
|1111|1111|1111|1111|Exempt|1111|1111|1|Exempt|1111|1111|1111|||||1111|1111|11
11
2020|549300W4TWSN8U8TGD72|1|1|2|1|3|165000|1|TN|47189|47189030401|2|||||2|||||
1|1|5|||||5|||||1|1|2|1|1|1|55-64|Yes|55-64|Yes|409|0|Exempt|3|1|1111|1111|111
1||||Exempt|Exempt|Exempt|Exempt|Exempt|Exempt|Exempt|Exempt|Exempt|Exempt|Exe
mpt|1111|1111|1111|1111|Exempt|1111|1111|1|Exempt|1111|1111|1111|||||1111|1111
|1111
2020|549300W4TWSN8U8TGD72|1|31|2|1|3|255000|1|TN|47037|47037016300|4|||||5||||
|3|4|7|||||8|||||3|4|4|5|3|4|8888|NA|9999|NA|NA|0|Exempt|3|1|1111|1111|1111|||
|Exempt|Exempt|Exempt|Exempt|Exempt|Exempt|Exempt|Exempt|Exempt|Exempt|Exempt|
1111|1111|1111|1111|Exempt|1111|1111|2|Exempt|1111|1111|1111|||||1111|1111|111
1
2020|549300W4TWSN8U8TGD72|1|1|2|1|3|175000|1|TN|47165|47165020602|2|||||5|||||
1|4|5|||||8|||||1|4|1|5|1|4|55-64|No|9999|NA|421|0|Exempt|3|1|1111|1111|1111||
||Exempt|Exempt|Exempt|Exempt|Exempt|Exempt|Exempt|Exempt|Exempt|Exempt|Exempt
|1111|1111|1111|1111|Exempt|1111|1111|1|Exempt|1111|1111|1111|||||1111|1111|11
11
2020|549300W4TWSN8U8TGD72|1|1|2|1|3|245000|1|TN|47037|47037016100|4|||||5|||||
3|4|7|||||8|||||3|4|4|5|3|4|8888|NA|9999|NA|NA|0|Exempt|3|1|1111|1111|1111||||
Exempt|Exempt|Exempt|Exempt|Exempt|Exempt|Exempt|Exempt|Exempt|Exempt|Exempt|1
111|1111|1111|1111|Exempt|1111|1111|1|Exempt|1111|1111|1111|||||1111|1111|1111
2020|549300W4TWSN8U8TGD72|1|31|2|1|3|65000|1|TN|47159|47159975200|2|||||5|||||
1|4|5|||||8|||||1|4|1|5|1|4|45-54|No|9999|NA|821|0|Exempt|3|1|1111|1111|1111||
||Exempt|Exempt|Exempt|Exempt|Exempt|Exempt|Exempt|Exempt|Exempt|Exempt|Exempt
|1111|1111|1111|1111|Exempt|1111|1111|1|Exempt|1111|1111|1111|||||1111|1111|11
11
2020|549300W4TWSN8U8TGD72|1|31|2|1|1|205000|1|TN|47147|47147080200|2|||||2||||
|1|1|5|||||5|||||1|1|1|2|1|1|25-34|No|25-34|No|116|0|Exempt|2|1|1111|1111|1111
||||Exempt|Exempt|Exempt|Exempt|Exempt|Exempt|Exempt|Exempt|Exempt|Exempt|Exem
pt|1111|1111|1111|1111|Exempt|1111|1111|1|Exempt|1111|1111|1111|||||1111|1111|
1111
2020|549300W4TWSN8U8TGD72|1|1|2|1|3|25000|1|TN|47111|47111970100|2|||||5|||||1
|4|5|||||8|||||1|4|1|5|1|4|45-54|No|9999|NA|557|0|Exempt|3|1|1111|1111|1111|||
|Exempt|Exempt|Exempt|Exempt|Exempt|Exempt|Exempt|Exempt|Exempt|Exempt|Exempt|
1111|1111|1111|1111|Exempt|1111|1111|1|Exempt|1111|1111|1111|||||1111|1111|111
1
2020|549300W4TWSN8U8TGD72|1|31|2|1|3|395000|1|TN|47111|47111970100|2|||||5||||
|1|4|5|||||8|||||1|4|1|5|1|4|45-54|No|9999|NA|189|0|Exempt|3|1|1111|1111|1111|
|||Exempt|Exempt|Exempt|Exempt|Exempt|Exempt|Exempt|Exempt|Exempt|Exempt|Exemp
t|1111|1111|1111|1111|Exempt|1111|1111|5-24|Exempt|1111|1111|1111|||||1111|111
1|1111
2020|549300W4TWSN8U8TGD72|1|31|2|1|1|65000|1|TN|47165|47165020101|2|||||2|||||
2|2|5|||||5|||||2|2|1|2|2|2|45-54|No|55-64|No|44|0|Exempt|2|1|1111|1111|1111||

||Exempt|Exempt|Exempt|Exempt|Exempt|Exempt|Exempt|Exempt|Exempt|Exempt|Exempt
|1111|1111|1111|1111|Exempt|1111|1111|1|Exempt|1111|1111|1111|||||1111|1111|11
11
2020|549300W4TWSN8U8TGD72|1|31|2|2|1|95000|1|TN|47165|47165020602|2|||||2|||||
2|2|5|||||5|||||2|2|1|2|2|2|55-64|No|45-54|No|106|0|Exempt|2|1|1111|1111|1111|
|||Exempt|Exempt|Exempt|Exempt|Exempt|Exempt|Exempt|Exempt|Exempt|Exempt|Exemp
t|1111|1111|1111|1111|Exempt|1111|1111|1|Exempt|1111|1111|1111|||||1111|1111|1
111
2020|549300W4TWSN8U8TGD72|1|1|2|1|3|185000|1|TN|47027|47027955000|2|||||2|||||
2|2|5|||||5|||||2|2|1|2|2|2|45-54|No|45-54|No|108|0|Exempt|3|1|1111|1111|1111|
|||Exempt|Exempt|Exempt|Exempt|Exempt|Exempt|Exempt|Exempt|Exempt|Exempt|Exemp
t|1111|1111|1111|1111|Exempt|1111|1111|1|Exempt|1111|1111|1111|||||1111|1111|1
111
2020|549300W4TWSN8U8TGD72|1|1|2|1|3|95000|1|TN|47027|47027955100|2|||||2|||||2
|2|5|||||5|||||2|2|1|2|2|2|25-34|No|25-34|No|118|0|Exempt|3|1|1111|1111|1111||
||Exempt|Exempt|Exempt|Exempt|Exempt|Exempt|Exempt|Exempt|Exempt|Exempt|Exempt
|1111|1111|1111|1111|Exempt|1111|1111|3|Exempt|1111|1111|1111|||||1111|1111|11
11
2020|549300W4TWSN8U8TGD72|1|31|2|2|1|15000|1|TN|47111|47111970100|2|||||5|||||
2|4|5|||||8|||||2|4|2|5|2|4|55-64|No|9999|NA|12|0|Exempt|2|1|1111|1111|1111|||
|Exempt|Exempt|Exempt|Exempt|Exempt|Exempt|Exempt|Exempt|Exempt|Exempt|Exempt|
1111|1111|1111|1111|Exempt|1111|1111|1|Exempt|1111|1111|1111|||||1111|1111|111
1
2020|549300W4TWSN8U8TGD72|1|31|2|2|1|55000|1|TN|47087|47087960100|2|||||2|||||
2|2|5|||||5|||||2|2|1|2|2|2|55-64|No|45-54|No|71|0|Exempt|2|1|1111|1111|1111||
||Exempt|Exempt|Exempt|Exempt|Exempt|Exempt|Exempt|Exempt|Exempt|Exempt|Exempt
|1111|1111|1111|1111|Exempt|1111|1111|1|Exempt|1111|1111|1111|||||1111|1111|11
11
2020|549300W4TWSN8U8TGD72|1|31|2|2|3|55000|1|KY|21003|21003920600|2|||||2|||||
2|2|5|||||5|||||2|2|1|2|2|2|35-44|No|35-44|No|85|0|Exempt|3|1|1111|1111|1111||
||Exempt|Exempt|Exempt|Exempt|Exempt|Exempt|Exempt|Exempt|Exempt|Exempt|Exempt
|1111|1111|1111|1111|Exempt|1111|1111|1|Exempt|1111|1111|1111|||||1111|1111|11
11
2020|549300W4TWSN8U8TGD72|1|31|2|2|3|85000|1|KY|21003|21003920600|2|||||2|||||
2|2|5|||||5|||||2|2|1|2|2|2|35-44|No|35-44|No|85|0|Exempt|3|1|1111|1111|1111||
||Exempt|Exempt|Exempt|Exempt|Exempt|Exempt|Exempt|Exempt|Exempt|Exempt|Exempt
|1111|1111|1111|1111|Exempt|1111|1111|2|Exempt|1111|1111|1111|||||1111|1111|11
11
2020|549300W4TWSN8U8TGD72|1|1|2|1|3|65000|1|TN|47111|47111970200|2|||||2|||||1
|1|5|||||5|||||1|1|1|2|1|1|45-54|No|35-44|No|49|0|Exempt|3|1|1111|1111|1111|||
|Exempt|Exempt|Exempt|Exempt|Exempt|Exempt|Exempt|Exempt|Exempt|Exempt|Exempt|
1111|1111|1111|1111|Exempt|1111|1111|1|Exempt|1111|1111|1111|||||1111|1111|111
1
2020|549300W4TWSN8U8TGD72|1|1|2|2|1|45000|1|TN|47111|47111970200|1|11|||1|11|
|||2|2|5|||||5|||||2|2|1|2|2|2|45-54|No|35-44|No|43|0|Exempt|2|1|1111|1111|111
1||||Exempt|Exempt|Exempt|Exempt|Exempt|Exempt|Exempt|Exempt|Exempt|Exempt|Exe
mpt|1111|1111|1111|1111|Exempt|1111|1111|1|Exempt|1111|1111|1111||||1111|1111
|1111
2020|549300W4TWSN8U8TGD72|1|1|2|1|3|145000|1|TN|47165|47165020902|2|||||5|||||
1|4|5|||||8|||||1|4|1|5|1|4|65-74|Yes|9999|NA|87|0|Exempt|3|1|1111|1111|1111||
||Exempt|Exempt|Exempt|Exempt|Exempt|Exempt|Exempt|Exempt|Exempt|Exempt|Exempt
|1111|1111|1111|1111|Exempt|1111|1111|1|Exempt|1111|1111|1111||||1111|1111|11
11

2020|549300W4TWSN8U8TGD72|1|1|2|1|1|55000|1|TN|47027|47027955000|2|||||2|||||1
|1|5|||||5|||||1|1|1|2|1|1|<25|No|<25|No|54|0|Exempt|2|1|1111|1111|1111||||Exe
mpt|Exempt|Exempt|Exempt|Exempt|Exempt|Exempt|Exempt|Exempt|Exempt|Exempt|1111
|1111|1111|1111|Exempt|1111|1111|1|Exempt|1111|1111|1111|||||1111|1111|1111
2020|549300W4TWSN8U8TGD72|1|31|2|1|3|125000|1|TN|47087|47087960300|2|||||5||||
|1|4|5|||||8|||||1|4|1|5|1|4|45-54|No|9999|NA|93|0|Exempt|3|1|1111|1111|1111||
||Exempt|Exempt|Exempt|Exempt|Exempt|Exempt|Exempt|Exempt|Exempt|Exempt|Exempt
|1111|1111|1111|1111|Exempt|1111|1111|1|Exempt|1111|1111|1111|||||1111|1111|11
11
2020|549300W4TWSN8U8TGD72|1|1|2|2|3|105000|1|TN|47189|47189030800|2|||||2|||||
1|1|5|||||5|||||1|1|1|1|1|1|25-34|No|45-54|No|207|0|Exempt|3|1|1111|1111|1111|
|||Exempt|Exempt|Exempt|Exempt|Exempt|Exempt|Exempt|Exempt|Exempt|Exempt|Exemp
t|1111|1111|1111|1111|Exempt|1111|1111|2|Exempt|1111|1111|1111|||||1111|1111|1
111
2020|549300W4TWSN8U8TGD72|1|1|2|1|2|435000|1|TN|47031|47031970802|1|11||||5|||
||2|4|5|||||8|||||2|4|2|5|2|4|45-54|No|9999|NA|379|0|Exempt|2|1|1111|1111|1111
||||Exempt|Exempt|Exempt|Exempt|Exempt|Exempt|Exempt|Exempt|Exempt|Exempt|Exem
pt|1111|1111|1111|1111|Exempt|1111|1111|1|Exempt|1111|1111|1111|||||1111|1111|
1111
2020|549300W4TWSN8U8TGD72|1|1|2|1|1|185000|1|TN|47051|47051960202|2|||||2|||||
2|2|5|||||5|||||2|2|1|2|2|2|45-54|No|45-54|No|65|0|Exempt|2|1|1111|1111|1111||
||Exempt|Exempt|Exempt|Exempt|Exempt|Exempt|Exempt|Exempt|Exempt|Exempt|Exempt
|1111|1111|1111|1111|Exempt|1111|1111|1|Exempt|1111|1111|1111|||||1111|1111|11
11
2020|549300W4TWSN8U8TGD72|1|1|2|1|3|95000|1|TN|47031|47031970802|2|||||2|||||2
|2|5|||||5|||||2|2|1|2|2|2|65-74|Yes|65-74|Yes|53|0|Exempt|2|1|1111|1111|1111|
|||Exempt|Exempt|Exempt|Exempt|Exempt|Exempt|Exempt|Exempt|Exempt|Exempt|Exemp
t|1111|1111|1111|1111|Exempt|1111|1111|1|Exempt|1111|1111|1111|||||1111|1111|1
111
2020|549300W4TWSN8U8TGD72|1|4|2|1|1|55000|1|TN|47031|47031970300|2|||||2|||||2
|2|5|||||5|||||2|2|1|2|2|2|35-44|No|35-44|No|116|0|Exempt|2|2|1111|1111|1111||
||Exempt|Exempt|Exempt|Exempt|Exempt|Exempt|Exempt|Exempt|Exempt|Exempt|Exempt
|1111|1111|1111|1111|Exempt|1111|1111|1|Exempt|1111|1111|1111|||||1111|1111|11
11
2020|549300W4TWSN8U8TGD72|1|31|2|2|1|85000|1|TN|47041|47041920300|2|||||2|||||
2|2|5|||||5|||||2|2|2|1|2|2|45-54|No|45-54|No|20|0|Exempt|2|1|1111|1111|1111||
||Exempt|Exempt|Exempt|Exempt|Exempt|Exempt|Exempt|Exempt|Exempt|Exempt|Exempt
|1111|1111|1111|1111|Exempt|1111|1111|1|Exempt|1111|1111|1111|||||1111|1111|11
11
2020|549300W4TWSN8U8TGD72|1|1|2|1|3|75000|1|TN|47041|47041920300|2|||||5|||||2
|4|5|||||8|||||2|4|2|5|2|4|45-54|No|9999|NA|48|0|Exempt|3|1|1111|1111|1111||||
Exempt|Exempt|Exempt|Exempt|Exempt|Exempt|Exempt|Exempt|Exempt|Exempt|Exempt|1
111|1111|1111|1111|Exempt|1111|1111|1|Exempt|1111|1111|1111|||||1111|1111|1111
2020|549300W4TWSN8U8TGD72|1|31|2|1|1|155000|1|TN|47041|47041920101|2|||||2||||
|2|2|5|||||5|||||2|2|2|1|2|2|35-44|No|55-64|Yes|55|0|Exempt|2|1|1111|1111|1111
||||Exempt|Exempt|Exempt|Exempt|Exempt|Exempt|Exempt|Exempt|Exempt|Exempt|Exem
pt|1111|1111|1111|1111|Exempt|1111|1111|1|Exempt|1111|1111|1111|||||1111|1111|
1111
2020|549300W4TWSN8U8TGD72|1|1|2|1|3|345000|1|TN|47159|47159975200|2|||||5|||||
1|4|5|||||8|||||1|4|1|5|1|4|35-44|No|9999|NA|409|0|Exempt|3|1|1111|1111|1111||
||Exempt|Exempt|Exempt|Exempt|Exempt|Exempt|Exempt|Exempt|Exempt|Exempt|Exempt
|1111|1111|1111|1111|Exempt|1111|1111|5-24|Exempt|1111|1111|1111|||||1111|1111
|1111

2020|549300W4TWSN8U8TGD72|1|31|2|2|1|45000|1|TN|47159|47159975200|2|||||5||||
2|4|5|||||8|||||2|4|1|5|2|4|25-34|No|9999|NA|41|0|Exempt|2|1|1111|1111|1111|||
|Exempt|Exempt|Exempt|Exempt|Exempt|Exempt|Exempt|Exempt|Exempt|Exempt|Exempt|
1111|1111|1111|1111|Exempt|1111|1111|1|Exempt|1111|1111|1111|||||1111|1111|111
1
2020|549300W4TWSN8U8TGD72|1|2|2|1|3|125000|1|TN|47165|47165020300|2|||||5|||||
1|4|5|||||8|||||1|4|2|5|1|4|45-54|No|9999|NA|46|0|Exempt|3|1|1111|1111|1111|||
|Exempt|Exempt|Exempt|Exempt|Exempt|Exempt|Exempt|Exempt|Exempt|Exempt|Exempt|
1111|1111|1111|1111|Exempt|1111|1111|1|Exempt|1111|1111|1111|||||1111|1111|111
1
2020|549300W4TWSN8U8TGD72|1|31|2|2|1|335000|1|TN|47111|47111970300|2|||||2||||
|2|2|5|||||5|||||2|2|1|2|2|2|45-54|No|45-54|No|17|0|Exempt|2|1|1111|1111|1111|
|||Exempt|Exempt|Exempt|Exempt|Exempt|Exempt|Exempt|Exempt|Exempt|Exempt|Exemp
t|1111|1111|1111|1111|Exempt|1111|1111|1|Exempt|1111|1111|1111|||||1111|1111|1
111
2020|549300W4TWSN8U8TGD72|1|31|2|1|1|35000|1|TN|47111|47111970200|2|||||2|||||
1|1|5|||||5|||||1|1|1|2|1|1|55-64|No|55-64|No|38|0|Exempt|2|1|1111|1111|1111||
||Exempt|Exempt|Exempt|Exempt|Exempt|Exempt|Exempt|Exempt|Exempt|Exempt|Exempt
|1111|1111|1111|1111|Exempt|1111|1111|1|Exempt|1111|1111|1111|||||1111|1111|11
11
2020|549300W4TWSN8U8TGD72|1|31|2|1|1|105000|1|TN|47111|47111970200|2|||||2||||
|2|2|5|||||5|||||2|2|2|1|2|2|45-54|No|45-54|No|97|0|Exempt|2|1|1111|1111|1111|
|||Exempt|Exempt|Exempt|Exempt|Exempt|Exempt|Exempt|Exempt|Exempt|Exempt|Exemp
t|1111|1111|1111|1111|Exempt|1111|1111|1|Exempt|1111|1111|1111|||||1111|1111|1
111
2020|549300W4TWSN8U8TGD72|1|31|2|2|1|105000|1|TN|47165|47165020102|2|||||5||||
|2|4|5|||||8|||||2|4|1|5|2|4|35-44|No|9999|NA|61|0|Exempt|2|1|1111|1111|1111||
||Exempt|Exempt|Exempt|Exempt|Exempt|Exempt|Exempt|Exempt|Exempt|Exempt|Exempt
|1111|1111|1111|1111|Exempt|1111|1111|1|Exempt|1111|1111|1111|||||1111|1111|11
11
2020|549300W4TWSN8U8TGD72|1|31|2|2|1|55000|1|TN|47041|47041920102|2|||||2|||||
2|2|5|||||5|||||2|2|1|2|2|2|55-64|Yes|55-64|No|44|0|Exempt|2|1|1111|1111|1111|
|||Exempt|Exempt|Exempt|Exempt|Exempt|Exempt|Exempt|Exempt|Exempt|Exempt|Exemp
t|1111|1111|1111|1111|Exempt|1111|1111|1|Exempt|1111|1111|1111|||||1111|1111|1
111
2020|549300W4TWSN8U8TGD72|1|1|2|2|1|145000|1|TN|47169|47169090100|2|||||2|||||
1|1|5|||||5|||||1|1|1|2|1|1|>74|Yes|>74|Yes|89|0|Exempt|2|1|1111|1111|1111||||
Exempt|Exempt|Exempt|Exempt|Exempt|Exempt|Exempt|Exempt|Exempt|Exempt|Exempt|1
111|1111|1111|1111|Exempt|1111|1111|1|Exempt|1111|1111|1111|||||1111|1111|1111
2020|549300W4TWSN8U8TGD72|1|31|2|1|3|1545000|1|TN|47037|47037019004|4|||||5|||
||3|4|7|||||8|||||3|4|4|5|3|4|8888|NA|9999|NA|NA|0|Exempt|3|1|1111|1111|1111||
||Exempt|Exempt|Exempt|Exempt|Exempt|Exempt|Exempt|Exempt|Exempt|Exempt|Exempt
|1111|1111|1111|1111|Exempt|1111|1111|5-24|Exempt|1111|1111|1111|||||1111|1111
|1111
2020|549300W4TWSN8U8TGD72|1|31|2|1|3|45000|1|TN|47111|47111970300|4|||||5|||||
3|4|7|||||8|||||3|4|4|5|3|4|8888|NA|9999|NA|NA|0|Exempt|3|1|1111|1111|1111||||
Exempt|Exempt|Exempt|Exempt|Exempt|Exempt|Exempt|Exempt|Exempt|Exempt|Exempt|1
111|1111|1111|1111|Exempt|1111|1111|1|Exempt|1111|1111|1111|||||1111|1111|1111
2020|549300W4TWSN8U8TGD72|1|31|2|1|1|115000|1|TN|47111|47111970200|2|||||2||||
|2|2|5|||||5|||||2|2|1|2|2|2|45-54|No|45-54|No|61|0|Exempt|2|1|1111|1111|1111|
|||Exempt|Exempt|Exempt|Exempt|Exempt|Exempt|Exempt|Exempt|Exempt|Exempt|Exemp
t|1111|1111|1111|1111|Exempt|1111|1111|1|Exempt|1111|1111|1111|||||1111|1111|1
111

2020|549300W4TWSN8U8TGD72|1|31|2|1|1|125000|1|TN|47003|47003950200|2|||||5||||
|2|4|5|||||8|||||2|4|1|5|2|4|55-64|Yes|9999|NA|31|0|Exempt|2|1|1111|1111|1111|
|||Exempt|Exempt|Exempt|Exempt|Exempt|Exempt|Exempt|Exempt|Exempt|Exempt|Exemp
t|1111|1111|1111|1111|Exempt|1111|1111|1|Exempt|1111|1111|1111|||||1111|1111|1
111
2020|549300W4TWSN8U8TGD72|1|31|2|1|1|105000|3|TN|47051|47051960202|2|||||2||||
|2|2|5|||||5|||||2|2|1|2|2|2|35-44|No|35-44|No|94|0|Exempt|3|1|1111|1111|1111|
|||Exempt|Exempt|Exempt|Exempt|Exempt|Exempt|Exempt|Exempt|Exempt|Exempt|Exemp
t|1111|1111|1111|1111|Exempt|1111|1111|1|Exempt|1111|1111|1111|||||1111|1111|1
111
2020|549300W4TWSN8U8TGD72|1|4|2|1|1|35000|1|TN|47051|47051960500|2|||||5|||||2
|4|5|||||8|||||2|4|1|5|2|4|35-44|No|9999|NA|90|0|Exempt|2|2|1111|1111|1111||||
Exempt|Exempt|Exempt|Exempt|Exempt|Exempt|Exempt|Exempt|Exempt|Exempt|Exempt|1
111|1111|1111|1111|Exempt|1111|1111|1|Exempt|1111|1111|1111|||||1111|1111|1111
2020|549300W4TWSN8U8TGD72|1|31|2|1|3|105000|1|TN|47115|47115050302|2|||||5||||
|1|4|5|||||8|||||1|4|1|5|1|4|45-54|No|9999|NA|213|0|Exempt|3|2|1111|1111|1111|
|||Exempt|Exempt|Exempt|Exempt|Exempt|Exempt|Exempt|Exempt|Exempt|Exempt|Exemp
t|1111|1111|1111|1111|Exempt|1111|1111|1|Exempt|1111|1111|1111|||||1111|1111|1
111
2020|549300W4TWSN8U8TGD72|1|31|2|1|3|105000|1|TN|47051|47051960400|4|||||5||||
|3|4|7|||||8|||||3|4|4|5|3|4|8888|NA|9999|NA|NA|0|Exempt|3|2|1111|1111|1111|||
|Exempt|Exempt|Exempt|Exempt|Exempt|Exempt|Exempt|Exempt|Exempt|Exempt|Exempt|
1111|1111|1111|1111|Exempt|1111|1111|1|Exempt|1111|1111|1111|||||1111|1111|111
1
2020|549300W4TWSN8U8TGD72|1|31|2|1|3|105000|1|TN|47031|47031970400|4|||||5||||
|3|4|7|||||8|||||3|4|4|5|3|4|8888|NA|9999|NA|NA|0|Exempt|3|1|1111|1111|1111|||
|Exempt|Exempt|Exempt|Exempt|Exempt|Exempt|Exempt|Exempt|Exempt|Exempt|Exempt|
1111|1111|1111|1111|Exempt|1111|1111|1|Exempt|1111|1111|1111|||||1111|1111|111
1
2020|549300W4TWSN8U8TGD72|1|1|2|1|1|185000|1|TN|47149|47149040200|2|||||5||||
2|4|2|27||||8|||||2|4|1|5|2|4|35-44|No|9999|NA|70|0|Exempt|2|1|1111|1111|1111|
|||Exempt|Exempt|Exempt|Exempt|Exempt|Exempt|Exempt|Exempt|Exempt|Exempt|Exemp
t|1111|1111|1111|1111|Exempt|1111|1111|1|Exempt|1111|1111|1111|||||1111|1111|1
111
2020|549300W4TWSN8U8TGD72|1|1|2|1|1|385000|1|TN|47003|47003950500|2|||||2|||||
2|2|5|||||5|||||2|2|1|2|2|2|55-64|No|55-64|No|182|0|Exempt|2|1|1111|1111|1111|
|||Exempt|Exempt|Exempt|Exempt|Exempt|Exempt|Exempt|Exempt|Exempt|Exempt|Exemp
t|1111|1111|1111|1111|Exempt|1111|1111|1|Exempt|1111|1111|1111|||||1111|1111|1
111
2020|549300W4TWSN8U8TGD72|1|31|2|1|3|105000|1|TN|47043|47043060700|4|||||5|||
|3|4|7|||||8|||||3|4|4|5|3|4|8888|NA|9999|NA|NA|0|Exempt|3|1|1111|1111|1111|||
|Exempt|Exempt|Exempt|Exempt|Exempt|Exempt|Exempt|Exempt|Exempt|Exempt|Exempt|
1111|1111|1111|1111|Exempt|1111|1111|1|Exempt|1111|1111|1111|||||1111|1111|111
1
2020|549300W4TWSN8U8TGD72|1|31|2|1|3|125000|1|TN|47125|47125101307|4|||||5||||
|3|4|7|||||8|||||3|4|4|5|3|4|8888|NA|9999|NA|NA|0|Exempt|3|1|1111|1111|1111|||
|Exempt|Exempt|Exempt|Exempt|Exempt|Exempt|Exempt|Exempt|Exempt|Exempt|Exempt|
1111|1111|1111|1111|Exempt|1111|1111|1|Exempt|1111|1111|1111|||||1111|1111|111
1
2020|549300W4TWSN8U8TGD72|1|31|2|1|3|175000|1|TN|47125|47125101305|4|||||5||||
|3|4|7|||||8|||||3|4|4|5|3|4|8888|NA|9999|NA|NA|0|Exempt|3|1|1111|1111|1111|||
|Exempt|Exempt|Exempt|Exempt|Exempt|Exempt|Exempt|Exempt|Exempt|Exempt|Exempt|
1111|1111|1111|1111|Exempt|1111|1111|1|Exempt|1111|1111|1111|||||1111|1111|111

1
2020|549300W4TWSN8U8TGD72|1|1|2|1|3|65000|1|TN|47127|47127930200|1|||||5|||||1
|4|5|||||8|||||1|4|1|5|1|4|45-54|No|9999|NA|45|0|Exempt|3|1|1111|1111|1111||||
Exempt|Exempt|Exempt|Exempt|Exempt|Exempt|Exempt|Exempt|Exempt|Exempt|Exempt|1
111|1111|1111|1111|Exempt|1111|1111|1|Exempt|1111|1111|1111|||||1111|1111|1111
2020|549300W4TWSN8U8TGD72|1|1|2|1|3|445000|1|TN|47041|47041920300|2|||||2|||||
2|2|5|||||5|||||2|2|1|2|2|2|25-34|No|25-34|No|113|0|Exempt|3|1|1111|1111|1111|
|||Exempt|Exempt|Exempt|Exempt|Exempt|Exempt|Exempt|Exempt|Exempt|Exempt|Exemp
t|1111|1111|1111|1111|Exempt|1111|1111|1|Exempt|1111|1111|1111|||||1111|1111|1
111
2020|549300W4TWSN8U8TGD72|1|4|2|1|1|25000|1|TN|47051|47051960201|2|||||5|||||2
|4|2|24||||8|||||2|4|2|5|2|4|>74|Yes|9999|NA|29|0|Exempt|2|1|1111|1111|1111|||
|Exempt|Exempt|Exempt|Exempt|Exempt|Exempt|Exempt|Exempt|Exempt|Exempt|Exempt|
1111|1111|1111|1111|Exempt|1111|1111|1|Exempt|1111|1111|1111|||||1111|1111|111
1
2020|549300W4TWSN8U8TGD72|1|1|2|1|3|275000|1|TN|47111|47111970300|4|||||5|||||
3|4|7|||||8|||||3|4|4|5|3|4|8888|NA|9999|NA|NA|0|Exempt|3|1|1111|1111|1111||||
Exempt|Exempt|Exempt|Exempt|Exempt|Exempt|Exempt|Exempt|Exempt|Exempt|Exempt|1
111|1111|1111|1111|Exempt|1111|1111|4|Exempt|1111|1111|1111|||||1111|1111|1111
2020|549300W4TWSN8U8TGD72|1|31|2|1|3|255000|1|TN|47041|47041920200|2|||||5||||
|2|4|5|||||8|||||2|4|2|5|2|4|55-64|No|9999|NA|38|0|Exempt|3|1|1111|1111|1111||
||Exempt|Exempt|Exempt|Exempt|Exempt|Exempt|Exempt|Exempt|Exempt|Exempt|Exempt
|1111|1111|1111|1111|Exempt|1111|1111|5-24|Exempt|1111|1111|1111|||||1111|1111
|1111
2020|549300W4TWSN8U8TGD72|1|31|2|1|1|95000|1|TN|47111|47111970400|2|||||2|||||
2|2|5|||||5|||||2|2|1|2|2|2|55-64|No|55-64|No|122|0|Exempt|2|1|1111|1111|1111|
|||Exempt|Exempt|Exempt|Exempt|Exempt|Exempt|Exempt|Exempt|Exempt|Exempt|Exemp
t|1111|1111|1111|1111|Exempt|1111|1111|1|Exempt|1111|1111|1111|||||1111|1111|1
111
2020|549300W4TWSN8U8TGD72|1|1|2|2|1|65000|1|TN|47189|47189030102|2|||||5|||||1
|4|5|||||8|||||1|4|2|5|1|4|35-44|No|9999|NA|43|0|Exempt|2|1|1111|1111|1111||||
Exempt|Exempt|Exempt|Exempt|Exempt|Exempt|Exempt|Exempt|Exempt|Exempt|Exempt|1
111|1111|1111|1111|Exempt|1111|1111|1|Exempt|1111|1111|1111|||||1111|1111|1111
2020|549300W4TWSN8U8TGD72|1|1|2|1|3|75000|1|KY|21171|21171930200|2|||||5|||||2
|4|5|||||8|||||2|4|2|5|2|4|35-44|No|9999|NA|57|0|Exempt|3|1|1111|1111|1111||||
Exempt|Exempt|Exempt|Exempt|Exempt|Exempt|Exempt|Exempt|Exempt|Exempt|Exempt|1
111|1111|1111|1111|Exempt|1111|1111|1|Exempt|1111|1111|1111|||||1111|1111|1111
2020|549300W4TWSN8U8TGD72|1|1|2|2|3|25000|1|KY|21003|21003920600|2|||||5|||||2
|4|5|||||8|||||2|4|2|5|2|4|65-74|Yes|9999|NA|42|0|Exempt|3|1|1111|1111|1111|||
|Exempt|Exempt|Exempt|Exempt|Exempt|Exempt|Exempt|Exempt|Exempt|Exempt|Exempt|
1111|1111|1111|1111|Exempt|1111|1111|1|Exempt|1111|1111|1111|||||1111|1111|111
1
2020|549300W4TWSN8U8TGD72|1|1|2|1|1|155000|1|TN|47041|47041920200|2|||||5|||||
2|4|5|||||8|||||2|4|1|5|2|4|55-64|Yes|9999|NA|176|0|Exempt|3|2|1111|1111|1111|
|||Exempt|Exempt|Exempt|Exempt|Exempt|Exempt|Exempt|Exempt|Exempt|Exempt|Exemp
t|1111|1111|1111|1111|Exempt|1111|1111|2|Exempt|1111|1111|1111|||||1111|1111|1
111
2020|549300W4TWSN8U8TGD72|1|31|2|1|1|285000|1|TN|47111|47111970300|2|||||2||||
|2|2|5|||||5|||||2|2|1|2|2|2|45-54|No|35-44|No|77|0|Exempt|2|1|1111|1111|1111|
|||Exempt|Exempt|Exempt|Exempt|Exempt|Exempt|Exempt|Exempt|Exempt|Exempt|Exemp
t|1111|1111|1111|1111|Exempt|1111|1111|1|Exempt|1111|1111|1111|||||1111|1111|1
111
2020|549300W4TWSN8U8TGD72|1|1|2|1|3|105000|1|TN|47111|47111970300|2|||||2|||||

2|2|5|||||5|||||2|2|1|2|2|2|25-34|No|25-34|No|220|0|Exempt|3|1|1111|1111|1111|
|||Exempt|Exempt|Exempt|Exempt|Exempt|Exempt|Exempt|Exempt|Exempt|Exempt|Exemp
t|1111|1111|1111|1111|Exempt|1111|1111|2|Exempt|1111|1111|1111|||||1111|1111|1
111
2020|549300W4TWSN8U8TGD72|1|31|2|2|3|185000|1|TN|47111|47111970300|2|||||2||||
|1|1|5|||||5|||||1|1|1|2|1|1|45-54|No|35-44|No|70|0|Exempt|3|1|1111|1111|1111|
|||Exempt|Exempt|Exempt|Exempt|Exempt|Exempt|Exempt|Exempt|Exempt|Exempt|Exemp
t|1111|1111|1111|1111|Exempt|1111|1111|5-24|Exempt|1111|1111|1111|||||1111|111
1|1111
2020|549300W4TWSN8U8TGD72|1|1|2|2|1|35000|1|TN|47111|47111970400|2|||||5|||||2
|4|5|||||8|||||2|4|1|5|2|4|35-44|No|9999|NA|17|0|Exempt|2|1|1111|1111|1111||||
Exempt|Exempt|Exempt|Exempt|Exempt|Exempt|Exempt|Exempt|Exempt|Exempt|Exempt|1
111|1111|1111|1111|Exempt|1111|1111|1|Exempt|1111|1111|1111|||||1111|1111|1111
2020|549300W4TWSN8U8TGD72|1|31|2|2|1|15000|1|KY|21171|21171930200|2|||||5|||||
2|4|5|||||8|||||2|4|1|5|2|4|55-64|No|9999|NA|24|0|Exempt|2|1|1111|1111|1111|||
|Exempt|Exempt|Exempt|Exempt|Exempt|Exempt|Exempt|Exempt|Exempt|Exempt|Exempt|
1111|1111|1111|1111|Exempt|1111|1111|1|Exempt|1111|1111|1111|||||1111|1111|111
1
2020|549300W4TWSN8U8TGD72|1|31|2|1|1|65000|1|TN|47111|47111970100|2|||||5|||||
2|4|5|||||8|||||2|4|2|5|2|4|65-74|Yes|9999|NA|37|0|Exempt|2|1|1111|1111|1111||
||Exempt|Exempt|Exempt|Exempt|Exempt|Exempt|Exempt|Exempt|Exempt|Exempt|Exempt
|1111|1111|1111|1111|Exempt|1111|1111|1|Exempt|1111|1111|1111|||||1111|1111|11
11
2020|549300W4TWSN8U8TGD72|1|4|2|2|1|45000|1|FL|12069|12069031301|2|||||5|||||2
|4|5|||||8|||||2|4|2|5|2|4|35-44|No|9999|NA|18|0|Exempt|2|1|1111|1111|1111||||
Exempt|Exempt|Exempt|Exempt|Exempt|Exempt|Exempt|Exempt|Exempt|Exempt|Exempt|1
111|1111|1111|1111|Exempt|1111|1111|1|Exempt|1111|1111|1111|||||1111|1111|1111
2020|549300W4TWSN8U8TGD72|1|1|2|1|1|65000|1|TN|47111|47111970400|2|||||2|||||1
|1|5|||||5|||||1|1|1|2|1|1|45-54|No|35-44|No|30|0|Exempt|2|1|1111|1111|1111|||
|Exempt|Exempt|Exempt|Exempt|Exempt|Exempt|Exempt|Exempt|Exempt|Exempt|Exempt|
1111|1111|1111|1111|Exempt|1111|1111|1|Exempt|1111|1111|1111|||||1111|1111|111
1
2020|549300W4TWSN8U8TGD72|1|1|2|2|3|155000|1|KY|21003|21003920600|2|||||2|||||
1|1|5|||||5|||||1|1|1|2|1|1|55-64|No|65-74|Yes|71|0|Exempt|3|1|1111|1111|1111|
|||Exempt|Exempt|Exempt|Exempt|Exempt|Exempt|Exempt|Exempt|Exempt|Exempt|Exemp
t|1111|1111|1111|1111|Exempt|1111|1111|5-24|Exempt|1111|1111|1111|||||1111|111
1|1111
2020|549300W4TWSN8U8TGD72|1|1|2|1|3|165000|1|TN|47189|47189030600|2|||||5|||||
1|4|5|||||8|||||1|4|1|5|1|4|65-74|Yes|9999|NA|608|0|Exempt|3|1|1111|1111|1111|
|||Exempt|Exempt|Exempt|Exempt|Exempt|Exempt|Exempt|Exempt|Exempt|Exempt|Exemp
t|1111|1111|1111|1111|Exempt|1111|1111|2|Exempt|1111|1111|1111|||||1111|1111|1
111
2020|549300W4TWSN8U8TGD72|1|1|2|1|3|115000|1|TN|47165|47165020700|2|||||5|||||
1|4|5|||||8|||||1|4|1|5|1|4|65-74|Yes|9999|NA|87|0|Exempt|3|1|1111|1111|1111||
||Exempt|Exempt|Exempt|Exempt|Exempt|Exempt|Exempt|Exempt|Exempt|Exempt|Exempt
|1111|1111|1111|1111|Exempt|1111|1111|1|Exempt|1111|1111|1111|||||1111|1111|11
11
2020|549300W4TWSN8U8TGD72|1|31|2|1|3|55000|1|TN|47189|47189030402|2|||||5|||||
1|4|5|||||8|||||1|4|2|5|1|4|55-64|No|9999|NA|80|0|Exempt|3|1|1111|1111|1111|||
|Exempt|Exempt|Exempt|Exempt|Exempt|Exempt|Exempt|Exempt|Exempt|Exempt|Exempt|
1111|1111|1111|1111|Exempt|1111|1111|3|Exempt|1111|1111|1111|||||1111|1111|111
1
2020|549300W4TWSN8U8TGD72|1|31|2|1|3|75000|1|TN|47169|47169090200|2|||||5|||||

1|4|5|||||8|||||1|4|2|5|1|4|55-64|No|9999|NA|80|0|Exempt|3|1|1111|1111|1111|||
|Exempt|Exempt|Exempt|Exempt|Exempt|Exempt|Exempt|Exempt|Exempt|Exempt|Exempt|
1111|1111|1111|1111|Exempt|1111|1111|1|Exempt|1111|1111|1111|||||1111|1111|111
1
2020|549300W4TWSN8U8TGD72|1|1|2|1|3|155000|1|TN|47041|47041920101|2|||||2|||||
1|1|5|||||5|||||1|1|1|2|1|1|55-64|Yes|55-64|Yes|409|0|Exempt|3|1|1111|1111|111
1||||Exempt|Exempt|Exempt|Exempt|Exempt|Exempt|Exempt|Exempt|Exempt|Exempt|Exe
mpt|1111|1111|1111|1111|Exempt|1111|1111|1|Exempt|1111|1111|1111|||||1111|1111
|1111
2020|549300W4TWSN8U8TGD72|1|31|2|1|3|105000|1|TN|47111|47111970300|2|||||5||||
|2|4|5|||||8|||||2|4|1|5|2|4|45-54|No|9999|NA|57|0|Exempt|3|1|1111|1111|1111||
||Exempt|Exempt|Exempt|Exempt|Exempt|Exempt|Exempt|Exempt|Exempt|Exempt|Exempt
|1111|1111|1111|1111|Exempt|1111|1111|3|Exempt|1111|1111|1111|||||1111|1111|11
11
2020|549300W4TWSN8U8TGD72|1|1|2|1|3|75000|1|TN|47055|47055920600|2|||||5|||||1
|4|5|||||8|||||1|4|2|5|1|4|25-34|No|9999|NA|50|0|Exempt|3|1|1111|1111|1111||||
Exempt|Exempt|Exempt|Exempt|Exempt|Exempt|Exempt|Exempt|Exempt|Exempt|Exempt|1
111|1111|1111|1111|Exempt|1111|1111|1|Exempt|1111|1111|1111|||||1111|1111|1111
2020|549300W4TWSN8U8TGD72|1|31|2|1|3|125000|1|TN|47051|47051960202|2|||||2||||
|1|1|5|||||5|||||1|1|1|2|1|1|55-64|No|55-64|No|78|0|Exempt|3|1|1111|1111|1111|
|||Exempt|Exempt|Exempt|Exempt|Exempt|Exempt|Exempt|Exempt|Exempt|Exempt|Exemp
t|1111|1111|1111|1111|Exempt|1111|1111|3|Exempt|1111|1111|1111|||||1111|1111|1
111
2020|549300W4TWSN8U8TGD72|1|1|2|1|3|95000|1|TN|47051|47051960400|2|||||5|||||1
|4|5|||||8|||||1|4|1|5|1|4|35-44|No|9999|NA|80|0|Exempt|3|1|1111|1111|1111||||
Exempt|Exempt|Exempt|Exempt|Exempt|Exempt|Exempt|Exempt|Exempt|Exempt|Exempt|1
111|1111|1111|1111|Exempt|1111|1111|3|Exempt|1111|1111|1111|||||1111|1111|1111
2020|549300W4TWSN8U8TGD72|1|31|2|2|1|65000|4|TN|47111|47111970300|2|||||5|||||
2|4|5|||||8|||||2|4|2|5|2|4|>74|Yes|9999|NA|31|0|Exempt|3|1|1111|1111|1111||||
Exempt|Exempt|Exempt|Exempt|Exempt|Exempt|Exempt|Exempt|Exempt|Exempt|Exempt|1
111|1111|1111|1111|Exempt|1111|1111|1|Exempt|1111|1111|1111|||||1111|1111|1111
2020|549300W4TWSN8U8TGD72|1|31|2|2|1|75000|2|TN|47159|47159975400|2|||||2|||||
2|2|5|||||5|||||2|2|1|2|2|2|65-74|Yes|55-64|Yes|41|0|Exempt|3|1|1111|1111|1111
||||Exempt|Exempt|Exempt|Exempt|Exempt|Exempt|Exempt|Exempt|Exempt|Exempt|Exem
pt|1111|1111|1111|1111|Exempt|1111|1111|1|Exempt|1111|1111|1111|||||1111|1111|
1111
2020|549300W4TWSN8U8TGD72|1|1|2|1|1|125000|3|TN|47041|47041920300|2|||||2|||||
2|2|5|||||5|||||2|2|1|2|2|2|45-54|No|45-54|No|75|0|Exempt|3|1|1111|1111|1111||
||Exempt|Exempt|Exempt|Exempt|Exempt|Exempt|Exempt|Exempt|Exempt|Exempt|Exempt
|1111|1111|1111|1111|Exempt|1111|1111|1|Exempt|1111|1111|1111|||||1111|1111|11
11
2020|549300W4TWSN8U8TGD72|1|1|2|1|1|15000|5|TN|47159|47159975000|2|||||2|||||1
|1|5|||||5|||||1|1|1|2|1|1|25-34|No|<25|No|31|0|Exempt|3|1|1111|1111|1111||||E
xempt|Exempt|Exempt|Exempt|Exempt|Exempt|Exempt|Exempt|Exempt|Exempt|Exempt|11
11|1111|1111|1111|Exempt|1111|1111|1|Exempt|1111|1111|1111|||||1111|1111|1111
2020|549300W4TWSN8U8TGD72|1|1|2|1|1|95000|2|TN|47165|47165020102|2|||||2|||||2
|2|5|||||5|||||2|2|1|2|2|2|25-34|No|25-34|No|55|0|Exempt|3|1|1111|1111|1111|||
|Exempt|Exempt|Exempt|Exempt|Exempt|Exempt|Exempt|Exempt|Exempt|Exempt|Exempt|
1111|1111|1111|1111|Exempt|1111|1111|1|Exempt|1111|1111|1111|||||1111|1111|111
1
2020|549300W4TWSN8U8TGD72|1|1|2|1|3|65000|1|TN|47177|47177930800|2|||||5|||||2
|4|5|||||8|||||2|4|1|5|2|4|25-34|No|9999|NA|205|0|Exempt|3|1|1111|1111|1111|||
|Exempt|Exempt|Exempt|Exempt|Exempt|Exempt|Exempt|Exempt|Exempt|Exempt|Exempt|

1111|1111|1111|1111|Exempt|1111|1111|1|Exempt|1111|1111|1111|||||1111|1111|111
1
2020|549300W4TWSN8U8TGD72|1|1|2|1|1|175000|4|TN|47159|47159975400|2|||||2|||||
1|1|5|||||5|||||1|1|2|1|1|1|<25|No|65-74|Yes|11|0|Exempt|3|1|1111|1111|1111|||
|Exempt|Exempt|Exempt|Exempt|Exempt|Exempt|Exempt|Exempt|Exempt|Exempt|Exempt|
1111|1111|1111|1111|Exempt|1111|1111|1|Exempt|1111|1111|1111|||||1111|1111|111
1

2021

Modified HMDA LAR

activity_year|lei|loan_type|loan_purpose|preapproval|construction_method|occupancy_type|loan_amount|action_taken|state_code|county_code|census_tract|applicant_ethnicity_1|applicant_ethnicity_2|applicant_ethnicity_3|applicant_ethnicity_4|applicant_ethnicity_5|co_applicant_ethnicity_1|co_applicant_ethnicity_2|co_applicant_ethnicity_3|co_applicant_ethnicity_4|co_applicant_ethnicity_5|applicant_ethnicity_observed|co_applicant_ethnicity_observed|applicant_race_1|applicant_race_2|applicant_race_3|applicant_race_4|applicant_race_5|co_applicant_race_1|co_applicant_race_2|co_applicant_race_3|co_applicant_race_4|co_applicant_race_5|applicant_race_observed|co_applicant_race_observed|applicant_sex|co_applicant_sex|applicant_sex_observed|co_applicant_sex_observed|applicant_age|applicant_age_above_62|co_applicant_age|co_applicant_age_above_62|income|purchaser_type|rate_spread|hoepa_status|lien_status|applicant_credit_scoring_model|co_applicant_credit_scoring_model|denial_reason_1|denial_reason_2|denial_reason_3|denial_reason_4|total_loan_costs|total_points_and_fees|origination_charges|discount_points|lender_credits|interest_rate|prepayment_penalty_term|debt_to_income_ratio|combined_loan_to_value_ratio|loan_term|intro_rate_period|balloon_payment|interest_only_payment|negative_amortization|other_non_amortizing_features|property_value|manufactured_home_secured_property_type|manufactured_home_land_property_interest|total_units|multifamily_affordable_units|submission_of_application|initially_payable_to_institution|aus_1|aus_2|aus_3|aus_4|aus_5|reverse_mortgage|open_end_line_of_credit|business_or_commercial_purpose
2021|549300W4TWSN8U8TGD72|1|1|2|1|3|185000|1|TN|47189|47189030101|2|||||5|||||1|4|5|||||8|||||1|4|1|5|1|4|65-74|Yes|9999|NA|608|0|Exempt|3|1|1111|1111|1111||||Exempt|Exempt|Exempt|Exempt|Exempt|Exempt|Exempt|Exempt|Exempt|Exempt|Exempt|1111|1111|1111|1111|Exempt|1111|1111|1|Exempt|1111|1111|1111|||||1111|1111|1111
2021|549300W4TWSN8U8TGD72|1|31|2|1|1|25000|1|TN|47169|47169090100|2|||||5|||||2|4|5|||||8|||||2|4|1|5|2|4|35-44|No|9999|NA|41|0|Exempt|2|1|1111|1111|1111||||Exempt|Exempt|Exempt|Exempt|Exempt|Exempt|Exempt|Exempt|Exempt|Exempt|Exempt|1111|1111|1111|1111|Exempt|1111|1111|1|Exempt|1111|1111|1111|||||1111|1111|1111
2021|549300W4TWSN8U8TGD72|1|1|2|2|1|35000|1|TN|47111|47111970400|2|||||5|||||2|4|5|||||8|||||2|4|1|5|2|4|45-54|No|9999|NA|68|0|Exempt|2|1|1111|1111|1111||||Exempt|Exempt|Exempt|Exempt|Exempt|Exempt|Exempt|Exempt|Exempt|Exempt|Exempt|1111|1111|1111|1111|Exempt|1111|1111|1|Exempt|1111|1111|1111|||||1111|1111|1111
2021|549300W4TWSN8U8TGD72|1|1|2|1|3|65000|1|TN|47111|47111970300|2|||||2|||||1|1|5|||||5|||||1|1|1|2|1|1|45-54|No|45-54|No|85|0|Exempt|3|1|1111|1111|1111||||Exempt|Exempt|Exempt|Exempt|Exempt|Exempt|Exempt|Exempt|Exempt|Exempt|Exempt|1111|1111|1111|1111|Exempt|1111|1111|1|Exempt|1111|1111|1111|||||1111|1111|1111
2021|549300W4TWSN8U8TGD72|1|4|2|1|1|35000|1|TN|47111|47111970100|2|||||5|||||2|4|5|||||8|||||2|4|1|5|2|4|55-64|No|9999|NA|15|0|Exempt|2|1|1111|1111|1111||||Exempt|Exempt|Exempt|Exempt|Exempt|Exempt|Exempt|Exempt|Exempt|Exempt|Exempt|1111|1111|1111|1111|Exempt|1111|1111|1|Exempt|1111|1111|1111|||||1111|1111|1111
2021|549300W4TWSN8U8TGD72|1|1|2|1|3|165000|1|TN|47111|47111970200|2|||||5|||||1|4|5|||||8|||||1|4|1|5|1|4|45-54|No|9999|NA|142|0|Exempt|3|1|1111|1111|1111||||Exempt|Exempt|Exempt|Exempt|Exempt|Exempt|Exempt|Exempt|Exempt|Exempt|Exempt|1111|1111|1111|1111|Exempt|1111|1111|5-24|Exempt|1111|1111|1111|||||1111|1111|1111
2021|549300W4TWSN8U8TGD72|1|31|2|1|1|55000|1|TN|47111|47111970200|2|||||2|||||2|2|5|||||5|||||2|2|1|2|2|2|45-54|No|35-44|No|69|0|Exempt|2|1|1111|1111|1111||||Exempt|Exempt|Exempt|Exempt|Exempt|Exempt|Exempt|Exempt|Exempt|Exempt|Exempt|1111|1111|1111|1111|Exempt|1111|1111|1|Exempt|1111|1111|1111|||||1111|1111|1111
2021|549300W4TWSN8U8TGD72|1|31|2|1|1|75000|1|TN|47111|47111970200|2|||||2|||||1|1|5|||||5|||||1|1|1|2|1|1|45-54|No|45-54|No|57|0|Exempt|2|1|1111|1111|1111||||Exempt|Exempt|Exempt|Exempt|Exempt|Exempt|Exempt|Exempt|Exempt|Exempt|Exempt|1111|1111|1111|1111|Exempt|1111|1111|1|Exempt|1111|1111|1111|||||1111|1111|1111
2021|549300W4TWSN8U8TGD72|1|1|2|1|3|145000|1|TN|47165|47165020203|2|||||2|||||1|1|5|||||5|||||1|1|1|2|1|1|65-74|Yes|55-64|No|48|0|Exempt|3|1|1111|1111|1111||||Exempt|Exempt|Exempt|Exempt|Exempt|Exempt|Exempt|Exempt|Exempt|Exempt|Exempt|1111|1111|1111|1111|Exempt|1111|1111|1|Exempt|1111|1111|1111|||||1111|1111|1111
2021|549300W4TWSN8U8TGD72|1|1|2|1|3|105000|1|KY|21003|21003920200|2|||||2|||||1|1|5|||||5|||||1|1|1|1|1|1|35-44|No|35-44|No|204|0|Exempt|3|1|1111|1111|1111||||Exempt|Exempt|Exempt|Exempt|Exempt|Exempt|Exempt|Exempt|Exempt|Exempt|Exempt|1111|1111|1111|1111|Exempt|1111|1111|2|Exempt|1111|1111|1111|||||1111|1111|1111
2021|549300W4TWSN8U8TGD72|1|31|2|2|3|65000|1|TN|47111|47111970200|2|||||5|||||1|4|5|||||8|||||1|4|1|5|1|4|65-74|Yes|9999|NA|653|0|Exempt|3|1|1111|1111|1111||||Exempt|Exempt|Exempt|Exempt|Exempt|Exempt|Exempt|Exempt|Exempt|Exempt|Exempt|1111|1111|1111|1111|Exempt|1111|1111|1|Exempt|1111|1111|1111|||||1111|1111|1111
2021|549300W4TWSN8U8TGD72|1|1|2|1|3|75000|1|TN|47111|47111970300|2|||||2|||||1|1|5|||||5|||||1|1|1|2|1|1|45-54|No|45-

54|No|142|0|Exempt|3|1|1111|1111|1111||||Exempt|Exempt|Exempt|Exempt|Exempt|Exempt|Exempt|Exempt|Exempt|Exe
mpt|Exempt|1111|1111|1111|1111|Exempt|1111|1111|3|Exempt|1111|1111|1111|||||1111|1111|1111
2021|549300W4TWSN8U8TGD72|1|1|2|1|3|205000|1|TN|47027|47027955000|2|||||5|||||2|4|5|||||8|||||2|4|2|5|2|4|55-
64|No|9999|NA|148|0|Exempt|3|1|1111|1111|1111||||Exempt|Exempt|Exempt|Exempt|Exempt|Exempt|Exempt|Exempt|E
xempt|Exempt|Exempt|1111|1111|1111|1111|Exempt|1111|1111|5-24|Exempt|1111|1111|1111|||||1111|1111|1111
2021|549300W4TWSN8U8TGD72|1|1|2|1|1|35000|1|TN|47165|47165020101|2|||||5|||||2|4|5|||||8|||||2|4|1|5|2|4|25-
34|No|9999|NA|48|0|Exempt|2|1|1111|1111|1111||||Exempt|Exempt|Exempt|Exempt|Exempt|Exempt|Exempt|Exempt|Ex
empt|Exempt|Exempt|1111|1111|1111|1111|Exempt|1111|1111|1|Exempt|1111|1111|1111|||||1111|1111|1111
2021|549300W4TWSN8U8TGD72|1|31|2|1|3|195000|1|TN|47149|47149041201|2|||||5|||||2|4|5|||||8|||||2|4|2|5|2|4|>74|Yes|9
999|NA|110|0|Exempt|3|1|1111|1111|1111||||Exempt|Exempt|Exempt|Exempt|Exempt|Exempt|Exempt|Exempt|Exempt|E
xempt|Exempt|1111|1111|1111|1111|Exempt|1111|1111|1|Exempt|1111|1111|1111|||||1111|1111|1111
2021|549300W4TWSN8U8TGD72|1|31|2|1|1|235000|1|TN|47027|47027955100|2|||||2|||||2|2|5|||||5|||||2|2|1|2|2|2|35-
44|No|35-
44|No|95|0|Exempt|2|1|1111|1111|1111||||Exempt|Exempt|Exempt|Exempt|Exempt|Exempt|Exempt|Exempt|Exempt|Exe
mpt|Exempt|1111|1111|1111|1111|Exempt|1111|1111|1|Exempt|1111|1111|1111|||||1111|1111|1111
2021|549300W4TWSN8U8TGD72|1|31|2|1|1|35000|1|TN|47041|47041920200|2|||||5|||||2|4|5|||||8|||||2|4|1|5|2|4|45-
54|No|9999|NA|35|0|Exempt|2|1|1111|1111|1111||||Exempt|Exempt|Exempt|Exempt|Exempt|Exempt|Exempt|Exempt|Ex
empt|Exempt|Exempt|1111|1111|1111|1111|Exempt|1111|1111|1|Exempt|1111|1111|1111|||||1111|1111|1111
2021|549300W4TWSN8U8TGD72|1|31|2|1|3|325000|1|TN|47037|47037013900|4|||||5|||||3|4|7|||||8|||||3|4|4|5|3|4|8888|NA|9
999|NA|NA|0|Exempt|3|1|1111|1111|1111||||Exempt|Exempt|Exempt|Exempt|Exempt|Exempt|Exempt|Exempt|Exempt|E
xempt|Exempt|1111|1111|1111|1111|Exempt|1111|1111|2|Exempt|1111|1111|1111|||||1111|1111|1111
2021|549300W4TWSN8U8TGD72|1|31|2|1|3|315000|1|TN|47037|47037011600|4|||||5|||||3|4|7|||||8|||||3|4|4|5|3|4|8888|NA|9
999|NA|NA|0|Exempt|3|1|1111|1111|1111||||Exempt|Exempt|Exempt|Exempt|Exempt|Exempt|Exempt|Exempt|Exempt|E
xempt|Exempt|1111|1111|1111|1111|Exempt|1111|1111|1|Exempt|1111|1111|1111|||||1111|1111|1111
2021|549300W4TWSN8U8TGD72|1|31|2|1|3|245000|1|TN|47037|47037019500|4|||||5|||||3|4|7|||||8|||||3|4|4|5|3|4|8888|NA|9
999|NA|NA|0|Exempt|3|1|1111|1111|1111||||Exempt|Exempt|Exempt|Exempt|Exempt|Exempt|Exempt|Exempt|Exempt|E
xempt|Exempt|1111|1111|1111|1111|Exempt|1111|1111|1|Exempt|1111|1111|1111|||||1111|1111|1111
2021|549300W4TWSN8U8TGD72|1|1|2|1|3|2125000|1|KY|21047|21047201302|2|||||5|||||1|4|5|||||8|||||1|4|1|5|1|4|25-
34|No|9999|NA|634|0|Exempt|3|1|1111|1111|1111||||Exempt|Exempt|Exempt|Exempt|Exempt|Exempt|Exempt|Exempt|E
xempt|Exempt|Exempt|1111|1111|1111|1111|Exempt|1111|1111|25-49|Exempt|1111|1111|1111|||||1111|1111|1111
2021|549300W4TWSN8U8TGD72|1|1|2|1|1|135000|1|TN|47031|47031970802|2|||||5|||||2|4|5|||||8|||||2|4|1|5|2|4|25-
34|No|9999|NA|65|0|Exempt|2|1|1111|1111|1111||||Exempt|Exempt|Exempt|Exempt|Exempt|Exempt|Exempt|Exempt|Ex
empt|Exempt|Exempt|1111|1111|1111|1111|Exempt|1111|1111|1|Exempt|1111|1111|1111|||||1111|1111|1111
2021|549300W4TWSN8U8TGD72|1|1|2|1|3|95000|1|TN|47031|47031970802|2|||||2|||||1|1|5|||||5|||||1|1|1|2|1|1|55-64|No|45-
54|No|198|0|Exempt|3|1|1111|1111|1111||||Exempt|Exempt|Exempt|Exempt|Exempt|Exempt|Exempt|Exempt|Exempt|Exe
mpt|Exempt|1111|1111|1111|1111|Exempt|1111|1111|1|Exempt|1111|1111|1111|||||1111|1111|1111
2021|549300W4TWSN8U8TGD72|1|31|2|1|3|85000|1|TN|47031|47031970900|2|||||2|||||1|1|5|||||5|||||1|1|1|2|1|1|45-
54|No|45-
54|No|79|0|Exempt|3|1|1111|1111|1111||||Exempt|Exempt|Exempt|Exempt|Exempt|Exempt|Exempt|Exempt|Exempt|Exe
mpt|Exempt|1111|1111|1111|1111|Exempt|1111|1111|1|Exempt|1111|1111|1111|||||1111|1111|1111
2021|549300W4TWSN8U8TGD72|1|31|2|1|1|15000|1|TN|47051|47051960201|2|||||2|||||2|2|5|||||5|||||2|2|1|2|2|2|65-
74|Yes|65-
74|Yes|74|0|Exempt|2|1|1111|1111|1111||||Exempt|Exempt|Exempt|Exempt|Exempt|Exempt|Exempt|Exempt|Exempt|Exe
mpt|Exempt|1111|1111|1111|1111|Exempt|1111|1111|1|Exempt|1111|1111|1111|||||1111|1111|1111
2021|549300W4TWSN8U8TGD72|1|31|2|1|1|75000|1|TN|47051|47051960600|2|||||5|||||2|4|5|||||8|||||2|4|2|5|2|4|35-
44|No|9999|NA|34|0|Exempt|2|1|1111|1111|1111||||Exempt|Exempt|Exempt|Exempt|Exempt|Exempt|Exempt|Exempt|Ex
empt|Exempt|Exempt|1111|1111|1111|1111|Exempt|1111|1111|1|Exempt|1111|1111|1111|||||1111|1111|1111
2021|549300W4TWSN8U8TGD72|1|1|2|1|3|75000|1|TN|47031|47031971000|2|||||2|||||1|1|5|||||5|||||1|1|1|2|1|1|45-54|No|45-
54|No|354|0|Exempt|3|1|1111|1111|1111||||Exempt|Exempt|Exempt|Exempt|Exempt|Exempt|Exempt|Exempt|Exempt|Exe
mpt|Exempt|1111|1111|1111|1111|Exempt|1111|1111|1|Exempt|1111|1111|1111|||||1111|1111|1111
2021|549300W4TWSN8U8TGD72|1|1|2|1|1|105000|1|TN|47027|47027955000|2|||||5|||||1|4|5|||||8|||||1|4|1|5|1|4|55-
64|Yes|9999|NA|64|0|Exempt|2|1|1111|1111|1111||||Exempt|Exempt|Exempt|Exempt|Exempt|Exempt|Exempt|Exempt|Ex
empt|Exempt|Exempt|1111|1111|1111|1111|Exempt|1111|1111|1|Exempt|1111|1111|1111|||||1111|1111|1111
2021|549300W4TWSN8U8TGD72|1|31|2|2|1|345000|1|TN|47111|47111970100|2|||||2|||||2|2|5|||||5|||||2|2|1|2|2|2|35-

44|No|35-
44|No|114|0|Exempt|2|1|1111|1111|1111||||Exempt|Exempt|Exempt|Exempt|Exempt|Exempt|Exempt|Exempt|Exempt|Exe
mpt|Exempt|1111|1111|1111|1111|Exempt|1111|1111|1|Exempt|1111|1111|1111|||||1111|1111|1111
2021|549300W4TWSN8U8TGD72|1|31|2|1|3|455000|1|TN|47111|47111970300|2|||||5|||||2|4|5|||||8|||||2|4|2|5|2|4|55-
64|No|9999|NA|148|0|Exempt|3|1|1111|1111|1111||||Exempt|Exempt|Exempt|Exempt|Exempt|Exempt|Exempt|Exempt|E
xempt|Exempt|Exempt|1111|1111|1111|1111|Exempt|1111|1111|5-24|Exempt|1111|1111|1111|||||1111|1111|1111
2021|549300W4TWSN8U8TGD72|1|31|2|2|1|75000|1|TN|47031|47031970400|2|||||2|||||2|2|5|||||5|||||2|2|1|2|2|2|45-
54|No|65-
74|Yes|93|0|Exempt|2|1|1111|1111|1111||||Exempt|Exempt|Exempt|Exempt|Exempt|Exempt|Exempt|Exempt|Exempt|Exe
mpt|Exempt|1111|1111|1111|1111|Exempt|1111|1111|1|Exempt|1111|1111|1111|||||1111|1111|1111
2021|549300W4TWSN8U8TGD72|1|1|2|2|3|85000|1|TN|47111|47111970400|2|||||5|||||1|4|5|||||8|||||1|4|1|5|1|4|35-
44|No|9999|NA|1614|0|Exempt|3|1|1111|1111|1111||||Exempt|Exempt|Exempt|Exempt|Exempt|Exempt|Exempt|Exempt|
Exempt|Exempt|Exempt|1111|1111|1111|1111|Exempt|1111|1111|1|Exempt|1111|1111|1111|||||1111|1111|1111
2021|549300W4TWSN8U8TGD72|1|31|2|1|3|105000|1|TN|47115|47115050101|4|||||5|||||3|4|7|||||8|||||3|4|4|5|3|4|8888|NA|9
999|NA|NA|0|Exempt|3|1|1111|1111|1111||||Exempt|Exempt|Exempt|Exempt|Exempt|Exempt|Exempt|Exempt|Exempt|E
xempt|Exempt|1111|1111|1111|1111|Exempt|1111|1111|1|Exempt|1111|1111|1111|||||1111|1111|1111
2021|549300W4TWSN8U8TGD72|1|1|2|2|1|75000|1|TN|47027|47027955100|2|||||2|||||2|2|5|||||5|||||2|2|1|2|2|2|<25|No|
<25|No|37|0|Exempt|2|1|1111|1111|1111||||Exempt|Exempt|Exempt|Exempt|Exempt|Exempt|Exempt|Exempt|Exempt|Ex
empt|Exempt|1111|1111|1111|1111|Exempt|1111|1111|1|Exempt|1111|1111|1111|||||1111|1111|1111
2021|549300W4TWSN8U8TGD72|1|31|2|1|3|75000|1|TN|47051|47051960400|2|||||5|||||1|4|5|||||8|||||1|4|1|5|1|4|35-
44|No|9999|NA|69|0|Exempt|3|1|1111|1111|1111||||Exempt|Exempt|Exempt|Exempt|Exempt|Exempt|Exempt|Exempt|Ex
empt|Exempt|Exempt|1111|1111|1111|1111|Exempt|1111|1111|1|Exempt|1111|1111|1111|||||1111|1111|1111
2021|549300W4TWSN8U8TGD72|1|1|2|1|1|45000|1|TN|47111|47111970200|2|||||2|||||2|2|5|||||5|||||2|2|1|2|2|2|35-44|No|35-
44|No|32|0|Exempt|2|1|1111|1111|1111||||Exempt|Exempt|Exempt|Exempt|Exempt|Exempt|Exempt|Exempt|Exempt|Exe
mpt|Exempt|1111|1111|1111|1111|Exempt|1111|1111|1|Exempt|1111|1111|1111|||||1111|1111|1111
2021|549300W4TWSN8U8TGD72|1|1|2|1|1|245000|1|TN|47189|47189030102|2|||||2|||||2|2|5|||||5|||||2|2|1|2|2|2|25-
34|No|25-
34|No|109|0|Exempt|2|1|1111|1111|1111||||Exempt|Exempt|Exempt|Exempt|Exempt|Exempt|Exempt|Exempt|Exempt|Exe
mpt|Exempt|1111|1111|1111|1111|Exempt|1111|1111|1|Exempt|1111|1111|1111|||||1111|1111|1111
2021|549300W4TWSN8U8TGD72|1|31|2|2|1|35000|1|TN|47111|47111970200|2|||||2|||||2|1|5|||||5|||||2|1|1|2|2|1|45-
54|No|45-
54|No|36|0|Exempt|2|1|1111|1111|1111||||Exempt|Exempt|Exempt|Exempt|Exempt|Exempt|Exempt|Exempt|Exempt|Exe
mpt|Exempt|1111|1111|1111|1111|Exempt|1111|1111|1|Exempt|1111|1111|1111|||||1111|1111|1111
2021|549300W4TWSN8U8TGD72|1|31|2|2|1|15000|1|TN|47111|47111970300|1|||||1|||||2|2|5|||||5|||||2|2|2|1|2|2|45-
54|No|35-
44|No|52|0|Exempt|2|1|1111|1111|1111||||Exempt|Exempt|Exempt|Exempt|Exempt|Exempt|Exempt|Exempt|Exempt|Exe
mpt|Exempt|1111|1111|1111|1111|Exempt|1111|1111|1|Exempt|1111|1111|1111|||||1111|1111|1111
2021|549300W4TWSN8U8TGD72|1|1|2|2|1|75000|1|TN|47169|47169090100|2|||||2|||||2|2|5|||||5|||||2|2|1|1|2|2|55-64|No|25-
34|No|84|0|Exempt|2|1|1111|1111|1111||||Exempt|Exempt|Exempt|Exempt|Exempt|Exempt|Exempt|Exempt|Exempt|Exe
mpt|Exempt|1111|1111|1111|1111|Exempt|1111|1111|1|Exempt|1111|1111|1111|||||1111|1111|1111
2021|549300W4TWSN8U8TGD72|1|31|2|1|1|175000|1|TN|47165|47165020102|2|||||2|||||2|2|5|||||5|||||2|2|1|2|2|2|25-
34|No|25-
34|No|53|0|Exempt|2|1|1111|1111|1111||||Exempt|Exempt|Exempt|Exempt|Exempt|Exempt|Exempt|Exempt|Exempt|Exe
mpt|Exempt|1111|1111|1111|1111|Exempt|1111|1111|1|Exempt|1111|1111|1111|||||1111|1111|1111
2021|549300W4TWSN8U8TGD72|1|31|2|2|1|55000|1|TN|47041|47041920102|2|||||2|||||2|2|5|||||5|||||2|2|1|2|2|2|25-
34|No|25-
34|No|92|0|Exempt|2|1|1111|1111|1111||||Exempt|Exempt|Exempt|Exempt|Exempt|Exempt|Exempt|Exempt|Exempt|Exe
mpt|Exempt|1111|1111|1111|1111|Exempt|1111|1111|1|Exempt|1111|1111|1111|||||1111|1111|1111
2021|549300W4TWSN8U8TGD72|1|1|2|1|3|105000|1|TN|47051|47051960201|4|||||5|||||3|4|7|||||8|||||3|4|4|5|3|4|8888|NA|99
99|NA|NA|0|Exempt|3|1|1111|1111|1111||||Exempt|Exempt|Exempt|Exempt|Exempt|Exempt|Exempt|Exempt|Exempt|Ex
empt|Exempt|1111|1111|1111|1111|Exempt|1111|1111|1|Exempt|1111|1111|1111|||||1111|1111|1111
2021|549300W4TWSN8U8TGD72|1|1|2|1|3|135000|1|TN|47111|47111970200|2|||||2|||||2|2|5|||||5|||||2|2|1|1|2|2|35-
44|No|55-
64|No|205|0|Exempt|3|1|1111|1111|1111||||Exempt|Exempt|Exempt|Exempt|Exempt|Exempt|Exempt|Exempt|Exempt|Exe

mpt|Exempt|1111|1111|1111|1111|Exempt|1111|1111|5-24|Exempt|1111|1111|1111|||||1111|1111|1111
2021|549300W4TWSN8U8TGD72|1|4|2|1|1|85000|1|TN|47111|47111970100|2|||||5|||||2|4|5|||||8|||||2|4|1|5|2|4|45-
54|No|9999|NA|67|0|Exempt|2|1|1111|1111|1111||||Exempt|Exempt|Exempt|Exempt|Exempt|Exempt|Exempt|Exempt|Ex
empt|Exempt|Exempt|1111|1111|1111|1111|Exempt|1111|1111|1|Exempt|1111|1111|1111|||||1111|1111|1111
2021|549300W4TWSN8U8TGD72|1|31|2|1|1|55000|1|TN|47027|47027955100|2|||||5|||||2|4|5|||||8|||||2|4|2|5|2|4|65-
74|Yes|9999|NA|39|0|Exempt|2|1|1111|1111|1111||||Exempt|Exempt|Exempt|Exempt|Exempt|Exempt|Exempt|Exempt|Ex
empt|Exempt|Exempt|1111|1111|1111|1111|Exempt|1111|1111|1|Exempt|1111|1111|1111|||||1111|1111|1111
2021|549300W4TWSN8U8TGD72|1|31|2|2|1|145000|1|KY|21003|21003920600|2|||||2|||||2|2|5|||||5|||||2|2|1|2|2|2|55-
64|No|65-
74|Yes|71|0|Exempt|2|1|1111|1111|1111||||Exempt|Exempt|Exempt|Exempt|Exempt|Exempt|Exempt|Exempt|Exempt|Exe
mpt|Exempt|1111|1111|1111|1111|Exempt|1111|1111|1|Exempt|1111|1111|1111|||||1111|1111|1111
2021|549300W4TWSN8U8TGD72|1|31|2|1|3|135000|1|TN|47037|47037015619|4|||||5|||||3|4|7|||||8|||||3|4|4|5|3|4|8888|NA|9
999|NA|NA|0|Exempt|3|1|1111|1111|1111||||Exempt|Exempt|Exempt|Exempt|Exempt|Exempt|Exempt|Exempt|Exempt|E
xempt|Exempt|1111|1111|1111|1111|Exempt|1111|1111|1|Exempt|1111|1111|1111|||||1111|1111|1111
2021|549300W4TWSN8U8TGD72|1|31|2|1|3|135000|1|TN|47037|47037015619|4|||||5|||||3|4|7|||||8|||||3|4|4|5|3|4|8888|NA|9
999|NA|NA|0|Exempt|3|1|1111|1111|1111||||Exempt|Exempt|Exempt|Exempt|Exempt|Exempt|Exempt|Exempt|Exempt|E
xempt|Exempt|1111|1111|1111|1111|Exempt|1111|1111|1|Exempt|1111|1111|1111|||||1111|1111|1111
2021|549300W4TWSN8U8TGD72|1|1|2|1|3|215000|1|TN|47165|47165021004|2|||||2|||||2|2|5|||||5|||||2|2|1|2|2|2|45-
54|No|45-
54|No|78|0|Exempt|3|1|1111|1111|1111||||Exempt|Exempt|Exempt|Exempt|Exempt|Exempt|Exempt|Exempt|Exempt|Exe
mpt|Exempt|1111|1111|1111|1111|Exempt|1111|1111|2|Exempt|1111|1111|1111|||||1111|1111|1111
2021|549300W4TWSN8U8TGD72|1|31|2|1|3|135000|1|TN|47037|47037015619|4|||||5|||||3|4|7|||||8|||||3|4|4|5|3|4|8888|NA|9
999|NA|NA|0|Exempt|3|1|1111|1111|1111||||Exempt|Exempt|Exempt|Exempt|Exempt|Exempt|Exempt|Exempt|Exempt|E
xempt|Exempt|1111|1111|1111|1111|Exempt|1111|1111|1|Exempt|1111|1111|1111|||||1111|1111|1111
2021|549300W4TWSN8U8TGD72|1|1|2|2|1|25000|3|TN|47111|47111970100|2|||||2|||||1|1|5|||||5|||||1|1|2|2|1|1|65-
74|Yes|25-
34|No|42|0|Exempt|3|1|1111|1111|1111||||Exempt|Exempt|Exempt|Exempt|Exempt|Exempt|Exempt|Exempt|Exempt|Exe
mpt|Exempt|1111|1111|1111|1111|Exempt|1111|1111|1|Exempt|1111|1111|1111|||||1111|1111|1111
2021|549300W4TWSN8U8TGD72|1|1|2|2|1|55000|3|TN|47169|47169090100|2|||||2|||||2|2|5|||||5|||||2|2|1|2|2|2|35-44|No|25-
34|No|19|0|Exempt|3|1|1111|1111|1111||||Exempt|Exempt|Exempt|Exempt|Exempt|Exempt|Exempt|Exempt|Exempt|Exe
mpt|Exempt|1111|1111|1111|1111|Exempt|1111|1111|1|Exempt|1111|1111|1111|||||1111|1111|1111
2021|549300W4TWSN8U8TGD72|1|1|2|1|1|55000|3|TN|47041|47041920102|2|||||2|||||2|2|5|||||5|||||2|2|2|1|2|2|45-54|No|65-
74|Yes|39|0|Exempt|3|1|1111|1111|1111||||Exempt|Exempt|Exempt|Exempt|Exempt|Exempt|Exempt|Exempt|Exempt|Exe
mpt|Exempt|1111|1111|1111|1111|Exempt|1111|1111|1|Exempt|1111|1111|1111|||||1111|1111|1111
2021|549300W4TWSN8U8TGD72|1|1|2|2|1|115000|4|TN|47159|47159975000|2|||||5|||||2|4|5|||||8|||||2|4|2|5|2|4|35-
44|No|9999|NA|33|0|Exempt|3|1|1111|1111|1111||||Exempt|Exempt|Exempt|Exempt|Exempt|Exempt|Exempt|Exempt|Ex
empt|Exempt|Exempt|1111|1111|1111|1111|Exempt|1111|1111|1|Exempt|1111|1111|1111|||||1111|1111|1111
2021|549300W4TWSN8U8TGD72|1|31|2|1|3|145000|2|TN|47165|47165020208|2|||||2|||||2|2|5|||||5|||||2|2|1|2|2|2|65-
74|Yes|65-
74|Yes|39|0|Exempt|3|1|1111|1111|1111||||Exempt|Exempt|Exempt|Exempt|Exempt|Exempt|Exempt|Exempt|Exempt|Exe
mpt|Exempt|1111|1111|1111|1111|Exempt|1111|1111|1|Exempt|1111|1111|1111|||||1111|1111|1111
2021|549300W4TWSN8U8TGD72|1|1|2|1|1|105000|3|TN|47111|47111970300|2|||||5|||||2|4|5|||||8|||||2|4|2|5|2|4|65-
74|Yes|9999|NA|14|0|Exempt|3|1|1111|1111|1111||||Exempt|Exempt|Exempt|Exempt|Exempt|Exempt|Exempt|Exempt|Ex
empt|Exempt|Exempt|1111|1111|1111|1111|Exempt|1111|1111|1|Exempt|1111|1111|1111|||||1111|1111|1111
2021|549300W4TWSN8U8TGD72|1|31|2|1|1|45000|3|KY|21171|21171930200|2|||||5|||||2|4|5|||||8|||||2|4|2|5|2|4|>74|Yes|99
99|NA|12|0|Exempt|3|1|1111|1111|1111||||Exempt|Exempt|Exempt|Exempt|Exempt|Exempt|Exempt|Exempt|Exempt|Exe
mpt|Exempt|1111|1111|1111|1111|Exempt|1111|1111|1|Exempt|1111|1111|1111|||||1111|1111|1111
2021|549300W4TWSN8U8TGD72|1|1|2|2|1|115000|3|TN|47159|47159975000|2|||||2|||||1|1|5|||||5|||||1|1|1|2|1|1|45-
54|No|45-
54|No|42|0|Exempt|3|1|1111|1111|1111||||Exempt|Exempt|Exempt|Exempt|Exempt|Exempt|Exempt|Exempt|Exempt|Exe
mpt|Exempt|1111|1111|1111|1111|Exempt|1111|1111|1|Exempt|1111|1111|1111|||||1111|1111|1111
2021|549300W4TWSN8U8TGD72|1|1|2|1|1|95000|4|TN|47111|47111970400|1|||||1|||||1|1|5|||||5|||||1|1|1|2|1|1|25-34|No|25-
34|No|50|0|Exempt|3|1|1111|1111|1111||||Exempt|Exempt|Exempt|Exempt|Exempt|Exempt|Exempt|Exempt|Exempt|Exe
mpt|Exempt|1111|1111|1111|1111|Exempt|1111|1111|1|Exempt|1111|1111|1111|||||1111|1111|1111

2021|549300W4TWSN8U8TGD72|1|31|2|1|1|75000|4|TN|47087|47087960100|2|||||2|||||2|1|5|||||5|||||2|1|2|1|2|1|45-
54|No|55-
64|No|57|0|Exempt|3|1|1111|1111|1111||||Exempt|Exempt|Exempt|Exempt|Exempt|Exempt|Exempt|Exempt|Exempt|Exe
mpt|Exempt|1111|1111|1111|1111|Exempt|1111|1111|1|Exempt|1111|1111|1111|||||1111|1111|1111
2021|549300W4TWSN8U8TGD72|1|1|2|1|1|55000|4|KY|21099|21099970500|2|||||5|||||2|4|5|||||8|||||2|4|2|5|2|4|>74|Yes|999
9|NA|11|0|Exempt|3|1|1111|1111|1111||||Exempt|Exempt|Exempt|Exempt|Exempt|Exempt|Exempt|Exempt|Exempt|Exem
pt|Exempt|1111|1111|1111|1111|Exempt|1111|1111|1|Exempt|1111|1111|1111|||||1111|1111|1111
2021|549300W4TWSN8U8TGD72|1|1|2|1|1|245000|4|TN|47111|47111970200|2|||||5|||||1|4|5|||||8|||||1|4|2|5|1|4|35-
44|No|9999|NA|66|0|Exempt|3|1|1111|1111|1111||||Exempt|Exempt|Exempt|Exempt|Exempt|Exempt|Exempt|Exempt|Ex
empt|Exempt|Exempt|1111|1111|1111|1111|Exempt|1111|1111|2|Exempt|1111|1111|1111|||||1111|1111|1111
2021|549300W4TWSN8U8TGD72|1|1|2|2|1|105000|3|TN|47165|47165020300|2|||||2|||||2|2|5|||||5|||||2|2|2|1|2|2|25-
34|No|25-
34|No|75|0|Exempt|3|1|1111|1111|1111||||Exempt|Exempt|Exempt|Exempt|Exempt|Exempt|Exempt|Exempt|Exempt|Exe
mpt|Exempt|1111|1111|1111|1111|Exempt|1111|1111|1|Exempt|1111|1111|1111|||||1111|1111|1111
2021|549300W4TWSN8U8TGD72|1|1|2|1|3|135000|1|TN|47165|47165020902|1|||||1|||||1|1|5|||||5|||||1|1|1|2|1|1|65-
74|Yes|65-
74|Yes|127|0|Exempt|3|1|1111|1111|1111||||Exempt|Exempt|Exempt|Exempt|Exempt|Exempt|Exempt|Exempt|Exempt|Ex
empt|Exempt|1111|1111|1111|1111|Exempt|1111|1111|1|Exempt|1111|1111|1111|||||1111|1111|1111
2021|549300W4TWSN8U8TGD72|1|31|2|1|3|355000|1|TN|47111|47111970400|2|||||5|||||2|4|5|||||8|||||2|4|1|5|2|4|55-
64|Yes|9999|NA|117|0|Exempt|3|1|1111|1111|1111||||Exempt|Exempt|Exempt|Exempt|Exempt|Exempt|Exempt|Exempt|E
xempt|Exempt|Exempt|1111|1111|1111|1111|Exempt|1111|1111|3|Exempt|1111|1111|1111|||||1111|1111|1111
2021|549300W4TWSN8U8TGD72|1|31|2|1|1|75000|1|TN|47165|47165020101|2|||||2|||||2|2|5|||||5|||||2|2|1|2|2|2|55-
64|No|35-
44|No|111|0|Exempt|2|1|1111|1111|1111||||Exempt|Exempt|Exempt|Exempt|Exempt|Exempt|Exempt|Exempt|Exempt|Exe
mpt|Exempt|1111|1111|1111|1111|Exempt|1111|1111|1|Exempt|1111|1111|1111|||||1111|1111|1111
2021|549300W4TWSN8U8TGD72|1|1|2|1|1|75000|1|TN|47127|47127930200|2|||||5|||||2|4|5|||||8|||||2|4|1|5|2|4|45-
54|No|9999|NA|14|0|Exempt|2|1|1111|1111|1111||||Exempt|Exempt|Exempt|Exempt|Exempt|Exempt|Exempt|Exempt|Ex
empt|Exempt|Exempt|1111|1111|1111|1111|Exempt|1111|1111|1|Exempt|1111|1111|1111|||||1111|1111|1111
2021|549300W4TWSN8U8TGD72|1|31|2|1|1|325000|1|TN|47117|47117955500|2|||||2|||||2|2|5|||||5|||||2|2|2|1|2|2|45-
54|No|45-
54|No|65|0|Exempt|2|1|1111|1111|1111||||Exempt|Exempt|Exempt|Exempt|Exempt|Exempt|Exempt|Exempt|Exempt|Exe
mpt|Exempt|1111|1111|1111|1111|Exempt|1111|1111|2|Exempt|1111|1111|1111|||||1111|1111|1111
2021|549300W4TWSN8U8TGD72|1|1|2|1|3|105000|1|TN|47051|47051960400|2|||||2|||||1|1|5|||||5|||||1|1|1|2|1|1|35-
44|No|35-
44|No|238|0|Exempt|3|1|1111|1111|1111||||Exempt|Exempt|Exempt|Exempt|Exempt|Exempt|Exempt|Exempt|Exempt|Exe
mpt|Exempt|1111|1111|1111|1111|Exempt|1111|1111|2|Exempt|1111|1111|1111|||||1111|1111|1111
2021|549300W4TWSN8U8TGD72|1|31|2|1|1|45000|3|TN|47111|47111970200|2|||||2|||||2|2|5|||||5|||||2|2|2|2|2|35-
44|No|55-
64|No|30|0|Exempt|3|1|1111|1111|1111||||Exempt|Exempt|Exempt|Exempt|Exempt|Exempt|Exempt|Exempt|Exempt|Exe
mpt|Exempt|1111|1111|1111|1111|Exempt|1111|1111|1|Exempt|1111|1111|1111|||||1111|1111|1111
2021|549300W4TWSN8U8TGD72|1|1|2|1|1|115000|1|TN|47111|47111970200|1|||||1|||||1|1|4|||||4|||||1|1|2|1|1|1|25-
34|No|35-
44|No|34|0|Exempt|2|1|1111|1111|1111||||Exempt|Exempt|Exempt|Exempt|Exempt|Exempt|Exempt|Exempt|Exempt|Exe
mpt|Exempt|1111|1111|1111|1111|Exempt|1111|1111|1|Exempt|1111|1111|1111|||||1111|1111|1111
2021|549300W4TWSN8U8TGD72|1|1|2|1|1|45000|1|TN|47087|47087960100|2|||||5|||||1|4|5|||||8|||||1|4|1|5|1|4|25-
34|No|9999|NA|37|0|Exempt|2|1|1111|1111|1111||||Exempt|Exempt|Exempt|Exempt|Exempt|Exempt|Exempt|Exempt|Ex
empt|Exempt|Exempt|1111|1111|1111|1111|Exempt|1111|1111|1|Exempt|1111|1111|1111|||||1111|1111|1111
2021|549300W4TWSN8U8TGD72|1|1|2|2|1|125000|1|TN|47027|47027955100|2|||||5|||||2|4|5|||||8|||||2|4|1|5|2|4|25-
34|No|9999|NA|134|0|Exempt|2|1|1111|1111|1111||||Exempt|Exempt|Exempt|Exempt|Exempt|Exempt|Exempt|Exempt|E
xempt|Exempt|Exempt|1111|1111|1111|1111|Exempt|1111|1111|1|Exempt|1111|1111|1111|||||1111|1111|1111
2021|549300W4TWSN8U8TGD72|1|31|2|1|1|135000|1|TN|47041|47041920200|2|||||2|||||2|2|5|||||5|||||2|2|1|1|2|2|25-
34|No|45-
54|No|80|0|Exempt|2|1|1111|1111|1111||||Exempt|Exempt|Exempt|Exempt|Exempt|Exempt|Exempt|Exempt|Exempt|Exe
mpt|Exempt|1111|1111|1111|1111|Exempt|1111|1111|1|Exempt|1111|1111|1111|||||1111|1111|1111

2021|549300W4TWSN8U8TGD72|1|1|2|1|3|475000|1|TN|47051|47051960201|4|||||5|||||3|4|7|||||8|||||3|4|4|5|3|4|8888|NA|99
99|NA|NA|0|Exempt|3|1|1111|1111|1111||||Exempt|Exempt|Exempt|Exempt|Exempt|Exempt|Exempt|Exempt|Exempt|Ex
empt|Exempt|1111|1111|1111|1111|Exempt|1111|1111|1|Exempt|1111|1111|1111|||||1111|1111|1111
2021|549300W4TWSN8U8TGD72|1|1|2|1|3|125000|1|TN|47111|47111970300|2|||||5|||||2|4|5|||||8|||||2|4|1|5|2|4|
<25|No|9999|NA|51|0|Exempt|3|1|1111|1111|1111||||Exempt|Exempt|Exempt|Exempt|Exempt|Exempt|Exempt|Exempt|E
xempt|Exempt|Exempt|1111|1111|1111|1111|Exempt|1111|1111|2|Exempt|1111|1111|1111|||||1111|1111|1111
2021|549300W4TWSN8U8TGD72|1|4|2|2|1|95000|1|TN|47159|47159975200|2|||||5|||||1|4|5|||||8|||||1|4|1|5|1|4|35-
44|No|9999|NA|49|0|Exempt|2|1|1111|1111|1111||||Exempt|Exempt|Exempt|Exempt|Exempt|Exempt|Exempt|Exempt|Ex
empt|Exempt|Exempt|1111|1111|1111|1111|Exempt|1111|1111|1|Exempt|1111|1111|1111|||||1111|1111|1111
2021|549300W4TWSN8U8TGD72|1|1|2|1|3|195000|1|TN|47111|47111970300|2|||||2|||||1|1|5|||||5|||||1|1|1|2|1|1|45-
54|No|35-
44|No|150|0|Exempt|3|1|1111|1111|1111||||Exempt|Exempt|Exempt|Exempt|Exempt|Exempt|Exempt|Exempt|Exempt|Exe
mpt|Exempt|1111|1111|1111|1111|Exempt|1111|1111|2|Exempt|1111|1111|1111|||||1111|1111|1111
2021|549300W4TWSN8U8TGD72|1|1|2|1|3|105000|1|TN|47087|47087960200|2|||||2|||||1|1|5|||||5|||||1|1|1|2|1|1|45-
54|No|55-
64|No|45|0|Exempt|3|1|1111|1111|1111||||Exempt|Exempt|Exempt|Exempt|Exempt|Exempt|Exempt|Exempt|Exempt|Exe
mpt|Exempt|1111|1111|1111|1111|Exempt|1111|1111|1|Exempt|1111|1111|1111|||||1111|1111|1111
2021|549300W4TWSN8U8TGD72|1|1|2|2|1|35000|1|TN|47111|47111970200|2|||||2|||||2|2|5|||||5|||||2|2|1|2|2|2|35-44|No|25-
34|No|65|0|Exempt|2|1|1111|1111|1111||||Exempt|Exempt|Exempt|Exempt|Exempt|Exempt|Exempt|Exempt|Exempt|Exe
mpt|Exempt|1111|1111|1111|1111|Exempt|1111|1111|1|Exempt|1111|1111|1111|||||1111|1111|1111
2021|549300W4TWSN8U8TGD72|1|31|2|2|1|55000|1|TN|47111|47111970200|2|||||2|||||2|2|5|||||5|||||2|2|2|1|2|2|45-
54|No|55-
64|No|42|0|Exempt|2|1|1111|1111|1111||||Exempt|Exempt|Exempt|Exempt|Exempt|Exempt|Exempt|Exempt|Exempt|Exe
mpt|Exempt|1111|1111|1111|1111|Exempt|1111|1111|1|Exempt|1111|1111|1111|||||1111|1111|1111
2021|549300W4TWSN8U8TGD72|1|1|2|2|1|75000|1|TN|47165|47165020102|2|||||2|||||2|2|5|||||5|||||2|2|1|2|2|2|<25|No|
<25|No|78|0|Exempt|2|1|1111|1111|1111||||Exempt|Exempt|Exempt|Exempt|Exempt|Exempt|Exempt|Exempt|Exempt|Ex
empt|Exempt|1111|1111|1111|1111|Exempt|1111|1111|1|Exempt|1111|1111|1111|||||1111|1111|1111
2021|549300W4TWSN8U8TGD72|1|31|2|1|1|145000|1|TN|47031|47031970400|2|||||2|||||2|2|5|||||5|||||2|2|1|2|2|2|45-
54|No|45-
54|No|34|0|Exempt|2|1|1111|1111|1111||||Exempt|Exempt|Exempt|Exempt|Exempt|Exempt|Exempt|Exempt|Exempt|Exe
mpt|Exempt|1111|1111|1111|1111|Exempt|1111|1111|1|Exempt|1111|1111|1111|||||1111|1111|1111
2021|549300W4TWSN8U8TGD72|1|31|2|1|3|115000|1|TN|47165|47165020700|2|||||5|||||1|4|5|||||8|||||1|4|2|5|1|4|25-
34|No|9999|NA|46|0|Exempt|3|1|1111|1111|1111||||Exempt|Exempt|Exempt|Exempt|Exempt|Exempt|Exempt|Exempt|Ex
empt|Exempt|Exempt|1111|1111|1111|1111|Exempt|1111|1111|2|Exempt|1111|1111|1111|||||1111|1111|1111
2021|549300W4TWSN8U8TGD72|1|1|2|2|1|45000|1|KY|21003|21003920600|2|||||2|||||2|2|5|||||5|||||2|2|1|2|2|2|55-64|No|55-
64|No|42|0|Exempt|2|1|1111|1111|1111||||Exempt|Exempt|Exempt|Exempt|Exempt|Exempt|Exempt|Exempt|Exempt|Exe
mpt|Exempt|1111|1111|1111|1111|Exempt|1111|1111|1|Exempt|1111|1111|1111|||||1111|1111|1111
2021|549300W4TWSN8U8TGD72|1|31|2|2|1|45000|3|TN|47087|47087960400|2|||||2|||||2|2|5|||||5|||||2|2|1|2|2|2|25-
34|No|25-
34|No|41|0|Exempt|3|1|1111|1111|1111||||Exempt|Exempt|Exempt|Exempt|Exempt|Exempt|Exempt|Exempt|Exempt|Exe
mpt|Exempt|1111|1111|1111|1111|Exempt|1111|1111|1|Exempt|1111|1111|1111|||||1111|1111|1111
2021|549300W4TWSN8U8TGD72|1|1|2|1|1|65000|1|TN|47165|47165020102|2|||||5|||||1|4|5|||||8|||||1|4|1|5|1|4|45-
54|No|9999|NA|70|0|Exempt|2|1|1111|1111|1111||||Exempt|Exempt|Exempt|Exempt|Exempt|Exempt|Exempt|Exempt|Ex
empt|Exempt|Exempt|1111|1111|1111|1111|Exempt|1111|1111|1|Exempt|1111|1111|1111|||||1111|1111|1111
2021|549300W4TWSN8U8TGD72|1|1|2|2|1|95000|4|TN|47087|47087960100|2|||||2|||||2|1|5|||||5|||||2|1|1|2|2|1|55-64|No|55-
64|No|45|0|Exempt|3|1|1111|1111|1111||||Exempt|Exempt|Exempt|Exempt|Exempt|Exempt|Exempt|Exempt|Exempt|Exe
mpt|Exempt|1111|1111|1111|1111|Exempt|1111|1111|1|Exempt|1111|1111|1111|||||1111|1111|1111
2021|549300W4TWSN8U8TGD72|1|4|2|1|3|105000|1|TN|47165|47165020903|2|||||5|||||2|4|5|||||8|||||2|4|1|5|2|4|65-
74|Yes|9999|NA|97|0|Exempt|3|1|1111|1111|1111||||Exempt|Exempt|Exempt|Exempt|Exempt|Exempt|Exempt|Exempt|Ex
empt|Exempt|Exempt|1111|1111|1111|1111|Exempt|1111|1111|1|Exempt|1111|1111|1111|||||1111|1111|1111
2021|549300W4TWSN8U8TGD72|1|1|2|1|3|155000|1|TN|47189|47189030600|2|||||2|||||2|2|5|||||5|||||2|2|1|2|2|2|>74|Yes|>7
4|Yes|81|0|Exempt|3|1|1111|1111|1111||||Exempt|Exempt|Exempt|Exempt|Exempt|Exempt|Exempt|Exempt|Exempt|Exe
mpt|Exempt|1111|1111|1111|1111|Exempt|1111|1111|1|Exempt|1111|1111|1111|||||1111|1111|1111
2021|549300W4TWSN8U8TGD72|1|1|2|1|3|175000|1|TN|47189|47189030600|2|||||2|||||2|2|5|||||5|||||2|2|1|2|2|2|>74|Yes|>7

4|Yes|81|0|Exempt|3|1|1111|1111|1111||||Exempt|Exempt|Exempt|Exempt|Exempt|Exempt|Exempt|Exempt|Exempt|Exe
mpt|Exempt|1111|1111|1111|1111|Exempt|1111|1111|1|Exempt|1111|1111|1111|||||1111|1111|1111
2021|549300W4TWSN8U8TGD72|1|1|2|1|3|175000|1|TN|47003|47003950500|2|||||2|||||2|2|21|||||21|||||2|2|1|1|2|2|25-
34|No|35-
44|No|238|0|Exempt|3|1|1111|1111|1111||||Exempt|Exempt|Exempt|Exempt|Exempt|Exempt|Exempt|Exempt|Exempt|Exe
mpt|Exempt|1111|1111|1111|1111|Exempt|1111|1111|1|Exempt|1111|1111|1111|||||1111|1111|1111
2021|549300W4TWSN8U8TGD72|1|31|2|1|3|1255000|1|TN|47165|47165020903|2|||||5|||||1|4|5|||||8|||||1|4|1|5|1|4|65-
74|Yes|9999|NA|657|0|Exempt|3|1|1111|1111|1111||||Exempt|Exempt|Exempt|Exempt|Exempt|Exempt|Exempt|Exempt|E
xempt|Exempt|Exempt|1111|1111|1111|1111|Exempt|1111|1111|5-24|Exempt|1111|1111|1111|||||1111|1111|1111
2021|549300W4TWSN8U8TGD72|1|1|2|1|3|165000|1|TN|47111|47111970300|2|||||2|||||1|1|5|||||5|||||1|1|1|2|1|1|45-
54|No|45-
54|No|142|0|Exempt|3|1|1111|1111|1111||||Exempt|Exempt|Exempt|Exempt|Exempt|Exempt|Exempt|Exempt|Exempt|Exe
mpt|Exempt|1111|1111|1111|1111|Exempt|1111|1111|1|Exempt|1111|1111|1111|||||1111|1111|1111
2021|549300W4TWSN8U8TGD72|1|31|2|1|1|35000|1|TN|47041|47041920300|2|||||5|||||2|4|5|||||8|||||2|4|2|5|2|4|65-
74|Yes|9999|NA|NA|0|Exempt|2|1|1111|1111|1111||||Exempt|Exempt|Exempt|Exempt|Exempt|Exempt|Exempt|Exempt|E
xempt|Exempt|Exempt|1111|1111|1111|1111|Exempt|1111|1111|1|Exempt|1111|1111|1111|||||1111|1111|1111
2021|549300W4TWSN8U8TGD72|1|1|2|1|1|285000|1|TN|47189|47189030101|2|||||5|||||2|4|5|||||8|||||2|4|1|5|2|4|
<25|No|9999|NA|60|0|Exempt|2|1|1111|1111|1111||||Exempt|Exempt|Exempt|Exempt|Exempt|Exempt|Exempt|Exempt|E
xempt|Exempt|Exempt|1111|1111|1111|1111|Exempt|1111|1111|1|Exempt|1111|1111|1111|||||1111|1111|1111
2021|549300W4TWSN8U8TGD72|1|31|2|1|1|195000|1|KY|21003|21003920500|2|||||2|||||2|2|5|||||5|||||2|2|1|2|2|2|65-
74|Yes|65-
74|Yes|51|0|Exempt|2|1|1111|1111|1111||||Exempt|Exempt|Exempt|Exempt|Exempt|Exempt|Exempt|Exempt|Exempt|Exe
mpt|Exempt|1111|1111|1111|1111|Exempt|1111|1111|1|Exempt|1111|1111|1111|||||1111|1111|1111
2021|549300W4TWSN8U8TGD72|1|1|2|2|1|95000|1|TN|47159|47159975000|2|||||5|||||2|4|5|||||8|||||2|4|2|5|2|4|35-
44|No|9999|NA|37|0|Exempt|2|1|1111|1111|1111||||Exempt|Exempt|Exempt|Exempt|Exempt|Exempt|Exempt|Exempt|Ex
empt|Exempt|Exempt|1111|1111|1111|1111|Exempt|1111|1111|1|Exempt|1111|1111|1111|||||1111|1111|1111
2021|549300W4TWSN8U8TGD72|1|31|2|1|3|45000|1|TN|47127|47127930200|2|||||2|||||1|1|5|||||5|||||1|1|1|2|1|1|65-
74|Yes|65-
74|Yes|43|0|Exempt|3|1|1111|1111|1111||||Exempt|Exempt|Exempt|Exempt|Exempt|Exempt|Exempt|Exempt|Exempt|Exe
mpt|Exempt|1111|1111|1111|1111|Exempt|1111|1111|1|Exempt|1111|1111|1111|||||1111|1111|1111
2021|549300W4TWSN8U8TGD72|1|31|2|1|3|75000|1|TN|47031|47031970801|2|||||2|||||1|1|5|||||5|||||1|1|1|2|1|1|55-
64|No|45-
54|No|198|0|Exempt|3|1|1111|1111|1111||||Exempt|Exempt|Exempt|Exempt|Exempt|Exempt|Exempt|Exempt|Exempt|Exe
mpt|Exempt|1111|1111|1111|1111|Exempt|1111|1111|1|Exempt|1111|1111|1111|||||1111|1111|1111
2021|549300W4TWSN8U8TGD72|1|1|2|1|3|55000|1|TN|47031|47031971000|2|||||2|||||1|2|5|||||5|||||1|2|1|2|1|2|55-64|No|55-
64|Yes|NA|0|Exempt|3|1|1111|1111|1111||||Exempt|Exempt|Exempt|Exempt|Exempt|Exempt|Exempt|Exempt|Exempt|Ex
empt|Exempt|1111|1111|1111|1111|Exempt|1111|1111|1|Exempt|1111|1111|1111|||||1111|1111|1111
2021|549300W4TWSN8U8TGD72|1|31|2|1|1|95000|1|TN|47041|47041920200|2|||||5|||||2|4|5|||||8|||||2|4|2|5|2|4|45-
54|No|9999|NA|31|0|Exempt|2|1|1111|1111|1111||||Exempt|Exempt|Exempt|Exempt|Exempt|Exempt|Exempt|Exempt|Ex
empt|Exempt|Exempt|1111|1111|1111|1111|Exempt|1111|1111|1|Exempt|1111|1111|1111|||||1111|1111|1111
2021|549300W4TWSN8U8TGD72|1|1|2|2|1|55000|1|TN|47027|47027955000|2|||||5|||||1|4|5|||||8|||||1|4|1|5|1|4|35-
44|No|9999|NA|71|0|Exempt|2|1|1111|1111|1111||||Exempt|Exempt|Exempt|Exempt|Exempt|Exempt|Exempt|Exempt|Ex
empt|Exempt|Exempt|1111|1111|1111|1111|Exempt|1111|1111|1|Exempt|1111|1111|1111|||||1111|1111|1111
2021|549300W4TWSN8U8TGD72|1|31|2|1|1|105000|1|TN|47111|47111970300|1|||||5|||||1|4|5|||||8|||||1|4|1|5|1|4|35-
44|No|9999|NA|29|0|Exempt|2|1|1111|1111|1111||||Exempt|Exempt|Exempt|Exempt|Exempt|Exempt|Exempt|Exempt|Ex
empt|Exempt|Exempt|1111|1111|1111|1111|Exempt|1111|1111|1|Exempt|1111|1111|1111|||||1111|1111|1111
2021|549300W4TWSN8U8TGD72|1|1|2|1|3|35000|1|TN|47111|47111970400|2|||||2|||||2|2|5|||||5|||||2|2|1|2|2|2|25-34|No|25-
34|No|65|0|Exempt|3|1|1111|1111|1111||||Exempt|Exempt|Exempt|Exempt|Exempt|Exempt|Exempt|Exempt|Exempt|Exe
mpt|Exempt|1111|1111|1111|1111|Exempt|1111|1111|1|Exempt|1111|1111|1111|||||1111|1111|1111
2021|549300W4TWSN8U8TGD72|1|1|2|1|3|55000|1|TN|47111|47111970300|2|||||5|||||1|4|5|||||8|||||1|4|1|5|1|4|65-
74|Yes|9999|NA|657|0|Exempt|3|1|1111|1111|1111||||Exempt|Exempt|Exempt|Exempt|Exempt|Exempt|Exempt|Exempt|E
xempt|Exempt|Exempt|1111|1111|1111|1111|Exempt|1111|1111|1|Exempt|1111|1111|1111|||||1111|1111|1111
2021|549300W4TWSN8U8TGD72|1|31|2|2|1|15000|1|TN|47111|47111970200|2|||||5|||||1|4|5|||||8|||||1|4|2|5|1|4|55-
64|No|9999|NA|11|0|Exempt|2|1|1111|1111|1111||||Exempt|Exempt|Exempt|Exempt|Exempt|Exempt|Exempt|Exempt|Ex

empt|Exempt|Exempt|1111|1111|1111|1111|Exempt|1111|1111|1|Exempt|1111|1111|1111|||||1111|1111|1111
2021|549300W4TWSN8U8TGD72|1|4|2|1|1|115000|3|TN|47087|47087960300|2|||||2|||||2|2|5|||||5|||||2|2|2|1|2|2|35-
44|No|35-
44|No|114|0|Exempt|3|2|1111|1111|1111||||Exempt|Exempt|Exempt|Exempt|Exempt|Exempt|Exempt|Exempt|Exempt|Exe
mpt|Exempt|1111|1111|1111|1111|Exempt|1111|1111|1|Exempt|1111|1111|1111|||||1111|1111|1111
2021|549300W4TWSN8U8TGD72|1|1|2|1|3|195000|1|TN|47149|47149040902|2|||||5|||||1|4|2|||||8|||||1|4|1|5|1|4|35-
44|No|9999|NA|70|0|Exempt|3|1|1111|1111|1111||||Exempt|Exempt|Exempt|Exempt|Exempt|Exempt|Exempt|Exempt|Ex
empt|Exempt|Exempt|1111|1111|1111|1111|Exempt|1111|1111|1|Exempt|1111|1111|1111|||||1111|1111|1111
2021|549300W4TWSN8U8TGD72|1|1|2|1|3|185000|1|TN|47189|47189030800|2|||||2|||||2|2|5|||||5|||||2|2|1|2|2|2|55-
64|Yes|55-
64|Yes|409|0|Exempt|3|1|1111|1111|1111||||Exempt|Exempt|Exempt|Exempt|Exempt|Exempt|Exempt|Exempt|Exempt|Ex
empt|Exempt|1111|1111|1111|1111|Exempt|1111|1111|1|Exempt|1111|1111|1111|||||1111|1111|1111
2021|549300W4TWSN8U8TGD72|1|1|2|1|1|335000|3|TN|47111|47111970200|2|||||2|||||1|1|5|||||5|||||1|1|2|2|1|1|55-
64|Yes|35-
44|No|47|0|Exempt|3|1|1111|1111|1111||||Exempt|Exempt|Exempt|Exempt|Exempt|Exempt|Exempt|Exempt|Exempt|Exe
mpt|Exempt|1111|1111|1111|1111|Exempt|1111|1111|1|Exempt|1111|1111|1111|||||1111|1111|1111
2021|549300W4TWSN8U8TGD72|1|2|2|1|1|65000|4|TN|47111|47111970300|1|11||||5|||||2|4|5|||||8|||||2|4|1|5|2|4|45-
54|No|9999|NA|41|0|Exempt|3|1|1111|1111|1111||||Exempt|Exempt|Exempt|Exempt|Exempt|Exempt|Exempt|Exempt|Ex
empt|Exempt|Exempt|1111|1111|1111|1111|Exempt|1111|1111|1|Exempt|1111|1111|1111|||||1111|1111|1111
2021|549300W4TWSN8U8TGD72|1|1|2|1|1|105000|4|TN|47165|47165020602|2|||||2|||||1|1|5|||||5|||||1|1|2|1|1|1|25-
34|No|25-
34|No|56|0|Exempt|3|1|1111|1111|1111||||Exempt|Exempt|Exempt|Exempt|Exempt|Exempt|Exempt|Exempt|Exempt|Exe
mpt|Exempt|1111|1111|1111|1111|Exempt|1111|1111|1|Exempt|1111|1111|1111|||||1111|1111|1111
2021|549300W4TWSN8U8TGD72|1|1|2|1|1|125000|3|TN|47111|47111970300|2|||||5|||||1|4|5|||||8|||||1|4|1|5|1|4|25-
34|No|9999|NA|42|0|Exempt|3|1|1111|1111|1111||||Exempt|Exempt|Exempt|Exempt|Exempt|Exempt|Exempt|Exempt|Ex
empt|Exempt|Exempt|1111|1111|1111|1111|Exempt|1111|1111|1|Exempt|1111|1111|1111|||||1111|1111|1111
2021|549300W4TWSN8U8TGD72|1|31|2|2|1|75000|3|TN|47111|47111970200|2|||||5|||||2|4|5|||||8|||||2|4|1|5|2|4|45-
54|No|9999|NA|26|0|Exempt|3|1|1111|1111|1111||||Exempt|Exempt|Exempt|Exempt|Exempt|Exempt|Exempt|Exempt|Ex
empt|Exempt|Exempt|1111|1111|1111|1111|Exempt|1111|1111|1|Exempt|1111|1111|1111|||||1111|1111|1111
2021|549300W4TWSN8U8TGD72|1|31|2|1|1|95000|4|TN|47165|47165020102|2|||||2|||||2|2|5|||||5|||||2|2|1|2|2|2|45-
54|No|35-
44|No|46|0|Exempt|3|1|1111|1111|1111||||Exempt|Exempt|Exempt|Exempt|Exempt|Exempt|Exempt|Exempt|Exempt|Exe
mpt|Exempt|1111|1111|1111|1111|Exempt|1111|1111|1|Exempt|1111|1111|1111|||||1111|1111|1111
2021|549300W4TWSN8U8TGD72|1|1|2|2|1|85000|4|TN|47027|47027955000|2|||||2|||||1|1|5|||||5|||||1|1|1|2|1|1|65-
74|Yes|65-
74|Yes|87|0|Exempt|3|1|1111|1111|1111||||Exempt|Exempt|Exempt|Exempt|Exempt|Exempt|Exempt|Exempt|Exempt|Exe
mpt|Exempt|1111|1111|1111|1111|Exempt|1111|1111|1|Exempt|1111|1111|1111|||||1111|1111|1111
2021|549300W4TWSN8U8TGD72|1|1|2|1|1|75000|3|TN|47133|47133950301|2|||||2|||||1|1|5|||||5|||||1|1|1|2|1|1|<25|No|
<25|No|68|0|Exempt|3|1|1111|1111|1111||||Exempt|Exempt|Exempt|Exempt|Exempt|Exempt|Exempt|Exempt|Exempt|Ex
empt|Exempt|1111|1111|1111|1111|Exempt|1111|1111|1|Exempt|1111|1111|1111|||||1111|1111|1111
2021|549300W4TWSN8U8TGD72|1|1|2|1|1|145000|4|KY|21227|21227010803|2|||||2|||||2|2|5|||||5|||||2|2|1|2|2|2|<25|No|45-
54|No|249|0|Exempt|3|1|1111|1111|1111||||Exempt|Exempt|Exempt|Exempt|Exempt|Exempt|Exempt|Exempt|Exempt|Exe
mpt|Exempt|1111|1111|1111|1111|Exempt|1111|1111|1|Exempt|1111|1111|1111|||||1111|1111|1111
2021|549300W4TWSN8U8TGD72|1|1|2|1|1|15000|3|TN|47041|47041920102|2|||||5|||||2|4|5|||||8|||||2|4|1|5|2|4|55-
64|No|9999|NA|27|0|Exempt|3|1|1111|1111|1111||||Exempt|Exempt|Exempt|Exempt|Exempt|Exempt|Exempt|Exempt|Ex
empt|Exempt|Exempt|1111|1111|1111|1111|Exempt|1111|1111|1|Exempt|1111|1111|1111|||||1111|1111|1111
2021|549300W4TWSN8U8TGD72|1|1|2|1|1|305000|3|TN|47165|47165020102|2|||||2|||||2|2|5|||||5|||||2|2|2|1|2|2|35-
44|No|>74|Yes|101|0|Exempt|3|1|1111|1111|1111||||Exempt|Exempt|Exempt|Exempt|Exempt|Exempt|Exempt|Exempt|Ex
empt|Exempt|Exempt|1111|1111|1111|1111|Exempt|1111|1111|1|Exempt|1111|1111|1111|||||1111|1111|1111
2021|549300W4TWSN8U8TGD72|1|31|2|1|1|275000|4|TN|47031|47031970802|2|||||2|||||2|2|5|||||5|||||2|2|1|2|2|2|35-
44|No|35-
44|No|95|0|Exempt|3|1|1111|1111|1111||||Exempt|Exempt|Exempt|Exempt|Exempt|Exempt|Exempt|Exempt|Exempt|Exe
mpt|Exempt|1111|1111|1111|1111|Exempt|1111|1111|1|Exempt|1111|1111|1111|||||1111|1111|1111
2021|549300W4TWSN8U8TGD72|1|4|2|1|1|35000|1|TN|47087|47087960100|2|||||5|||||1|4|5|||||8|||||1|4|1|5|1|4|55-

64|No|9999|NA|33|0|Exempt|2|1|1111|1111|1111||||Exempt|Exempt|Exempt|Exempt|Exempt|Exempt|Exempt|Exempt|Exempt|Exempt|Exempt|1111|1111|1111|1111|Exempt|1111|1111|1|Exempt|1111|1111|1111|||||1111|1111|1111
2021|549300W4TWSN8U8TGD72|1|31|2|1|3|155000|1|TN|47031|47031970802|2|||||2|||||1|1|5|||||5|||||1|1|1|2|1|1|65-
74|Yes|65-
74|Yes|107|0|Exempt|3|1|1111|1111|1111||||Exempt|Exempt|Exempt|Exempt|Exempt|Exempt|Exempt|Exempt|Exempt|Exempt|Exempt|1111|1111|1111|1111|Exempt|1111|1111|1|Exempt|1111|1111|1111|||||1111|1111|1111
2021|549300W4TWSN8U8TGD72|1|1|2|1|3|405000|4|TN|47111|47111970300|2|||||5|||||1|4|2|||||8|||||1|4|1|5|1|4|35-
44|No|9999|NA|50|0|Exempt|3|1|1111|1111|1111||||Exempt|Exempt|Exempt|Exempt|Exempt|Exempt|Exempt|Exempt|Exempt|Exempt|Exempt|1111|1111|1111|1111|Exempt|1111|1111|2|Exempt|1111|1111|1111|||||1111|1111|1111
2021|549300W4TWSN8U8TGD72|1|31|2|1|3|185000|1|TN|47149|47149041700|2|||||2|||||1|1|5|||||5|||||1|1|1|2|1|1|45-
54|No|45-
54|No|101|0|Exempt|3|1|1111|1111|1111||||Exempt|Exempt|Exempt|Exempt|Exempt|Exempt|Exempt|Exempt|Exempt|Exempt|Exempt|1111|1111|1111|1111|Exempt|1111|1111|1|Exempt|1111|1111|1111|||||1111|1111|1111
2021|549300W4TWSN8U8TGD72|1|1|2|1|3|505000|1|TN|47189|47189030903|2|||||5|||||2|4|5|||||8|||||2|4|1|5|2|4|45-
54|No|9999|NA|809|0|Exempt|3|1|1111|1111|1111||||Exempt|Exempt|Exempt|Exempt|Exempt|Exempt|Exempt|Exempt|Exempt|Exempt|Exempt|1111|1111|1111|1111|Exempt|1111|1111|1|Exempt|1111|1111|1111|||||1111|1111|1111
2021|549300W4TWSN8U8TGD72|1|1|2|1|1|75000|1|TN|47111|47111970100|1|11||||1|11||||2|2|5|||||5|||||2|2|1|2|2|2|25-
34|No|25-
34|No|39|0|Exempt|2|1|1111|1111|1111||||Exempt|Exempt|Exempt|Exempt|Exempt|Exempt|Exempt|Exempt|Exempt|Exempt|Exempt|1111|1111|1111|1111|Exempt|1111|1111|1|Exempt|1111|1111|1111|||||1111|1111|1111
2021|549300W4TWSN8U8TGD72|1|31|2|1|3|635000|1|TN|47169|47169090200|4|||||5|||||3|4|7|||||8|||||3|4|4|5|3|4|8888|NA|9
999|NA|NA|0|Exempt|3|1|1111|1111|1111||||Exempt|Exempt|Exempt|Exempt|Exempt|Exempt|Exempt|Exempt|Exempt|Exempt|Exempt|1111|1111|1111|1111|Exempt|1111|1111|5-24|Exempt|1111|1111|1111|||||1111|1111|1111
2021|549300W4TWSN8U8TGD72|1|1|2|2|3|55000|1|TN|47111|47111970400|2|||||5|||||2|4|5|||||8|||||2|4|1|5|2|4|35-
44|No|9999|NA|75|0|Exempt|3|1|1111|1111|1111||||Exempt|Exempt|Exempt|Exempt|Exempt|Exempt|Exempt|Exempt|Exempt|Exempt|Exempt|1111|1111|1111|1111|Exempt|1111|1111|1|Exempt|1111|1111|1111|||||1111|1111|1111
2021|549300W4TWSN8U8TGD72|1|31|2|1|1|235000|1|TN|47165|47165020102|2|||||2|||||2|2|5|||||5|||||2|2|1|2|2|2|45-
54|No|45-
54|No|64|0|Exempt|2|1|1111|1111|1111||||Exempt|Exempt|Exempt|Exempt|Exempt|Exempt|Exempt|Exempt|Exempt|Exempt|Exempt|1111|1111|1111|1111|Exempt|1111|1111|1|Exempt|1111|1111|1111|||||1111|1111|1111
2021|549300W4TWSN8U8TGD72|1|31|2|2|3|305000|1|TN|47165|47165020603|2|||||2|||||1|1|5|||||5|||||1|2|1|2|1|1|65-
74|Yes|65-
74|Yes|49|0|Exempt|3|1|1111|1111|1111||||Exempt|Exempt|Exempt|Exempt|Exempt|Exempt|Exempt|Exempt|Exempt|Exempt|Exempt|1111|1111|1111|1111|Exempt|1111|1111|5-24|Exempt|1111|1111|1111|||||1111|1111|1111
2021|549300W4TWSN8U8TGD72|1|1|2|1|1|135000|1|TN|47087|47087960300|2|||||5|||||1|4|5|||||8|||||1|4|1|5|1|4|45-
54|No|9999|NA|72|0|Exempt|2|1|1111|1111|1111||||Exempt|Exempt|Exempt|Exempt|Exempt|Exempt|Exempt|Exempt|Exempt|Exempt|Exempt|1111|1111|1111|1111|Exempt|1111|1111|1|Exempt|1111|1111|1111|||||1111|1111|1111
2021|549300W4TWSN8U8TGD72|1|1|2|1|2|65000|1|TN|47061|47061955300|2|||||5|||||2|4|5|||||8|||||2|4|1|5|2|4|55-
64|No|9999|NA|87|0|Exempt|2|1|1111|1111|1111||||Exempt|Exempt|Exempt|Exempt|Exempt|Exempt|Exempt|Exempt|Exempt|Exempt|Exempt|1111|1111|1111|1111|Exempt|1111|1111|1|Exempt|1111|1111|1111|||||1111|1111|1111
2021|549300W4TWSN8U8TGD72|1|1|2|1|1|105000|1|TN|47189|47189030102|2|||||5|||||1|4|5|||||8|||||1|4|1|5|1|4|45-
54|No|9999|NA|90|0|Exempt|2|1|1111|1111|1111||||Exempt|Exempt|Exempt|Exempt|Exempt|Exempt|Exempt|Exempt|Exempt|Exempt|Exempt|1111|1111|1111|1111|Exempt|1111|1111|1|Exempt|1111|1111|1111|||||1111|1111|1111
2021|549300W4TWSN8U8TGD72|1|31|2|1|1|55000|1|TN|47051|47051960400|2|||||2|||||2|2|5|||||5|||||2|2|1|2|2|2|65-
74|Yes|65-
74|Yes|37|0|Exempt|2|1|1111|1111|1111||||Exempt|Exempt|Exempt|Exempt|Exempt|Exempt|Exempt|Exempt|Exempt|Exempt|Exempt|1111|1111|1111|1111|Exempt|1111|1111|1|Exempt|1111|1111|1111|||||1111|1111|1111
2021|549300W4TWSN8U8TGD72|1|1|2|1|3|155000|1|TN|47127|47127930200|2|||||5|||||1|4|5|||||8|||||1|4|1|5|1|4|45-
54|No|9999|NA|73|0|Exempt|3|1|1111|1111|1111||||Exempt|Exempt|Exempt|Exempt|Exempt|Exempt|Exempt|Exempt|Exempt|Exempt|Exempt|1111|1111|1111|1111|Exempt|1111|1111|1|Exempt|1111|1111|1111|||||1111|1111|1111
2021|549300W4TWSN8U8TGD72|1|1|2|1|3|125000|1|TN|47031|47031970801|2|||||2|||||1|1|5|||||5|||||1|1|1|2|1|1|35-
44|No|35-
44|No|239|0|Exempt|3|1|1111|1111|1111||||Exempt|Exempt|Exempt|Exempt|Exempt|Exempt|Exempt|Exempt|Exempt|Exempt|Exempt|1111|1111|1111|1111|Exempt|1111|1111|1|Exempt|1111|1111|1111|||||1111|1111|1111

2021|549300W4TWSN8U8TGD72|1|1|2|1|1|425000|1|TN|47003|47003950600|2|||||2|||||2|2|5|||||5|||||2|2|1|2|2|2|35-
44|No|35-
44|No|111|0|Exempt|2|1|1111|1111|1111||||Exempt|Exempt|Exempt|Exempt|Exempt|Exempt|Exempt|Exempt|Exempt|Exe
mpt|Exempt|1111|1111|1111|1111|Exempt|1111|1111|1|Exempt|1111|1111|1111|||||1111|1111|1111
2021|549300W4TWSN8U8TGD72|1|1|2|1|1|1015000|1|TN|47003|47003950600|2|||||2|||||2|2|5|||||5|||||2|2|1|2|2|2|55-
64|No|55-
64|No|831|0|Exempt|2|1|1111|1111|1111||||Exempt|Exempt|Exempt|Exempt|Exempt|Exempt|Exempt|Exempt|Exempt|Exe
mpt|Exempt|1111|1111|1111|1111|Exempt|1111|1111|1|Exempt|1111|1111|1111|||||1111|1111|1111
2021|549300W4TWSN8U8TGD72|1|4|2|1|1|55000|1|TN|47003|47003950402|2|||||2|||||2|2|5|||||5|||||2|2|1|2|2|2|45-54|No|45-
54|No|30|0|Exempt|2|2|1111|1111|1111||||Exempt|Exempt|Exempt|Exempt|Exempt|Exempt|Exempt|Exempt|Exempt|Exe
mpt|Exempt|1111|1111|1111|1111|Exempt|1111|1111|1|Exempt|1111|1111|1111|||||1111|1111|1111
2021|549300W4TWSN8U8TGD72|1|31|2|1|3|315000|1|KY|21171|21171930300|2|||||5|||||1|4|5|||||8|||||1|4|2|5|1|4|65-
74|Yes|9999|NA|124|0|Exempt|3|1|1111|1111|1111||||Exempt|Exempt|Exempt|Exempt|Exempt|Exempt|Exempt|Exempt|E
xempt|Exempt|Exempt|1111|1111|1111|1111|Exempt|1111|1111|5-24|Exempt|1111|1111|1111|||||1111|1111|1111
2021|549300W4TWSN8U8TGD72|1|31|2|2|3|25000|1|TN|47111|47111970100|2|||||5|||||1|4|5|||||8|||||1|4|1|5|1|4|45-
54|No|9999|NA|1554|0|Exempt|3|1|1111|1111|1111||||Exempt|Exempt|Exempt|Exempt|Exempt|Exempt|Exempt|Exempt|
Exempt|Exempt|Exempt|1111|1111|1111|1111|Exempt|1111|1111|1|Exempt|1111|1111|1111|||||1111|1111|1111
2021|549300W4TWSN8U8TGD72|1|1|2|1|1|155000|4|TN|47063|47063100400|2|||||5|||||2|4|5|||||8|||||2|4|2|5|2|4|55-
64|No|9999|NA|40|0|Exempt|3|1|1111|1111|1111||||Exempt|Exempt|Exempt|Exempt|Exempt|Exempt|Exempt|Exempt|Ex
empt|Exempt|Exempt|1111|1111|1111|1111|Exempt|1111|1111|1|Exempt|1111|1111|1111|||||1111|1111|1111
2021|549300W4TWSN8U8TGD72|1|2|2|1|1|105000|1|TN|47111|47111970400|2|||||5|||||2|4|5|||||8|||||2|4|1|5|2|4|45-
54|No|9999|NA|40|0|Exempt|2|1|1111|1111|1111||||Exempt|Exempt|Exempt|Exempt|Exempt|Exempt|Exempt|Exempt|Ex
empt|Exempt|Exempt|1111|1111|1111|1111|Exempt|1111|1111|1|Exempt|1111|1111|1111|||||1111|1111|1111
2021|549300W4TWSN8U8TGD72|1|1|2|1|1|105000|1|TN|47111|47111970200|1|||||1|||||2|2|5|||||5|||||2|2|1|1|2|2|<25|No|35-
44|No|65|0|Exempt|2|1|1111|1111|1111||||Exempt|Exempt|Exempt|Exempt|Exempt|Exempt|Exempt|Exempt|Exempt|Exe
mpt|Exempt|1111|1111|1111|1111|Exempt|1111|1111|1|Exempt|1111|1111|1111|||||1111|1111|1111
2021|549300W4TWSN8U8TGD72|1|31|2|2|1|185000|1|TN|47189|47189030101|2|||||2|||||2|2|5|||||5|||||2|2|1|2|2|2|65-
74|Yes|65-
74|Yes|241|0|Exempt|2|2|1111|1111|1111||||Exempt|Exempt|Exempt|Exempt|Exempt|Exempt|Exempt|Exempt|Exempt|Ex
empt|Exempt|1111|1111|1111|1111|Exempt|1111|1111|1|Exempt|1111|1111|1111|||||1111|1111|1111
2021|549300W4TWSN8U8TGD72|1|1|2|1|1|25000|1|KY|21003|21003920400|2|||||5|||||1|4|5|||||8|||||1|4|1|5|1|4|35-
44|No|9999|NA|50|0|Exempt|2|1|1111|1111|1111||||Exempt|Exempt|Exempt|Exempt|Exempt|Exempt|Exempt|Exempt|Ex
empt|Exempt|Exempt|1111|1111|1111|1111|Exempt|1111|1111|1|Exempt|1111|1111|1111|||||1111|1111|1111
2021|549300W4TWSN8U8TGD72|1|1|2|1|1|205000|1|TN|47189|47189030904|2|||||5|||||2|4|5|||||8|||||2|4|1|5|2|4|35-
44|No|9999|NA|101|0|Exempt|2|1|1111|1111|1111||||Exempt|Exempt|Exempt|Exempt|Exempt|Exempt|Exempt|Exempt|E
xempt|Exempt|Exempt|1111|1111|1111|1111|Exempt|1111|1111|1|Exempt|1111|1111|1111|||||1111|1111|1111
2021|549300W4TWSN8U8TGD72|1|1|2|2|1|35000|1|TN|47165|47165020102|2|||||2|||||1|1|5|||||5|||||1|1|2|2|1|1|>74|Yes|45-
54|No|87|0|Exempt|2|1|1111|1111|1111||||Exempt|Exempt|Exempt|Exempt|Exempt|Exempt|Exempt|Exempt|Exempt|Exe
mpt|Exempt|1111|1111|1111|1111|Exempt|1111|1111|1|Exempt|1111|1111|1111|||||1111|1111|1111
2021|549300W4TWSN8U8TGD72|1|1|2|1|1|65000|1|TN|47111|47111970200|2|||||5|||||2|4|5|||||8|||||2|4|1|5|2|4|35-
44|No|9999|NA|70|0|Exempt|2|1|1111|1111|1111||||Exempt|Exempt|Exempt|Exempt|Exempt|Exempt|Exempt|Exempt|Ex
empt|Exempt|Exempt|1111|1111|1111|1111|Exempt|1111|1111|1|Exempt|1111|1111|1111|||||1111|1111|1111
2021|549300W4TWSN8U8TGD72|1|1|2|2|1|105000|1|TN|47111|47111970200|1|||||1|||||1|1|4|||||5|||||1|1|1|2|1|1|<25|No|25-
34|No|89|0|Exempt|2|1|1111|1111|1111||||Exempt|Exempt|Exempt|Exempt|Exempt|Exempt|Exempt|Exempt|Exempt|Exe
mpt|Exempt|1111|1111|1111|1111|Exempt|1111|1111|1|Exempt|1111|1111|1111|||||1111|1111|1111
2021|549300W4TWSN8U8TGD72|1|1|2|1|1|55000|1|TN|47111|47111970400|2|||||2|||||2|2|5|||||5|||||2|2|1|2|2|2|35-44|No|25-
34|No|66|0|Exempt|2|1|1111|1111|1111||||Exempt|Exempt|Exempt|Exempt|Exempt|Exempt|Exempt|Exempt|Exempt|Exe
mpt|Exempt|1111|1111|1111|1111|Exempt|1111|1111|1|Exempt|1111|1111|1111|||||1111|1111|1111
2021|549300W4TWSN8U8TGD72|1|31|2|1|1|85000|1|TN|47111|47111970200|2|||||2|||||1|1|5|||||5|||||1|1|1|2|1|1|<25|No|25-
34|No|69|0|Exempt|2|1|1111|1111|1111||||Exempt|Exempt|Exempt|Exempt|Exempt|Exempt|Exempt|Exempt|Exe
mpt|Exempt|1111|1111|1111|1111|Exempt|1111|1111|1|Exempt|1111|1111|1111|||||1111|1111|1111
2021|549300W4TWSN8U8TGD72|1|1|2|1|1|55000|1|TN|47015|47015960200|2|||||5|||||2|4|5|||||8|||||2|4|1|5|2|4|35-
44|No|9999|NA|38|0|Exempt|2|1|1111|1111|1111||||Exempt|Exempt|Exempt|Exempt|Exempt|Exempt|Exempt|Exempt|Ex
empt|Exempt|Exempt|1111|1111|1111|1111|Exempt|1111|1111|1|Exempt|1111|1111|1111|||||1111|1111|1111

2021|549300W4TWSN8U8TGD72|1|1|2|2|1|25000|1|TN|47027|47027955100|2|||||5|||||1|4|5|||||8|||||1|4|2|5|1|4|
<25|No|9999|NA|39|0|Exempt|2|1|1111|1111|1111||||Exempt|Exempt|Exempt|Exempt|Exempt|Exempt|Exempt|Exempt|E
xempt|Exempt|Exempt|1111|1111|1111|1111|Exempt|1111|1111|1|Exempt|1111|1111|1111|||||1111|1111|1111
2021|549300W4TWSN8U8TGD72|1|31|2|1|1|65000|1|TN|47111|47111970200|2|||||2|||||2|2|5|||||5|||||2|2|1|2|2|2|55-
64|No|45-
54|No|39|0|Exempt|2|1|1111|1111|1111||||Exempt|Exempt|Exempt|Exempt|Exempt|Exempt|Exempt|Exempt|Exempt|Exe
mpt|Exempt|1111|1111|1111|1111|Exempt|1111|1111|1|Exempt|1111|1111|1111|||||1111|1111|1111
2021|549300W4TWSN8U8TGD72|1|1|2|1|3|595000|1|KY|21171|21171930200|2|||||2|||||2|2|5|||||5|||||2|2|1|2|2|2|35-
44|No|35-
44|No|500|0|Exempt|3|1|1111|1111|1111||||Exempt|Exempt|Exempt|Exempt|Exempt|Exempt|Exempt|Exempt|Exempt|Exe
mpt|Exempt|1111|1111|1111|1111|Exempt|1111|1111|3|Exempt|1111|1111|1111|||||1111|1111|1111
2021|549300W4TWSN8U8TGD72|1|31|2|1|1|35000|1|TN|47111|47111970100|2|||||2|||||2|2|5|||||5|||||2|2|2|1|2|2|35-
44|No|35-
44|No|79|0|Exempt|2|1|1111|1111|1111||||Exempt|Exempt|Exempt|Exempt|Exempt|Exempt|Exempt|Exempt|Exempt|Exe
mpt|Exempt|1111|1111|1111|1111|Exempt|1111|1111|1|Exempt|1111|1111|1111|||||1111|1111|1111
2021|549300W4TWSN8U8TGD72|1|31|2|2|3|45000|1|TN|47111|47111970400|2|||||2|||||2|2|5|||||5|||||2|2|1|2|2|2|55-
64|No|55-
64|No|65|0|Exempt|3|1|1111|1111|1111||||Exempt|Exempt|Exempt|Exempt|Exempt|Exempt|Exempt|Exempt|Exempt|Exe
mpt|Exempt|1111|1111|1111|1111|Exempt|1111|1111|1|Exempt|1111|1111|1111|||||1111|1111|1111
2021|549300W4TWSN8U8TGD72|1|31|2|2|3|15000|1|TN|47169|47169090100|2|||||5|||||1|4|5|||||8|||||1|4|1|5|1|4|35-
44|No|9999|NA|27|0|Exempt|3|1|1111|1111|1111||||Exempt|Exempt|Exempt|Exempt|Exempt|Exempt|Exempt|Exempt|Ex
empt|Exempt|Exempt|1111|1111|1111|1111|Exempt|1111|1111|1|Exempt|1111|1111|1111|||||1111|1111|1111
2021|549300W4TWSN8U8TGD72|1|31|2|1|1|85000|1|TN|47041|47041920102|2|||||2|||||2|2|5|||||5|||||2|2|1|2|2|2|65-
74|Yes|55-
64|Yes|29|0|Exempt|2|1|1111|1111|1111||||Exempt|Exempt|Exempt|Exempt|Exempt|Exempt|Exempt|Exempt|Exempt|Exe
mpt|Exempt|1111|1111|1111|1111|Exempt|1111|1111|1|Exempt|1111|1111|1111|||||1111|1111|1111
2021|549300W4TWSN8U8TGD72|1|4|2|1|1|55000|1|TN|47051|47051960201|2|||||5|||||2|4|5|||||8|||||2|4|1|5|2|4|55-
64|No|9999|NA|54|0|Exempt|2|1|1111|1111|1111||||Exempt|Exempt|Exempt|Exempt|Exempt|Exempt|Exempt|Exempt|Ex
empt|Exempt|Exempt|1111|1111|1111|1111|Exempt|1111|1111|1|Exempt|1111|1111|1111|||||1111|1111|1111
2021|549300W4TWSN8U8TGD72|1|1|2|1|3|125000|1|TN|47055|47055920200|2|||||5|||||1|4|5|||||8|||||1|4|1|5|1|4|25-
34|No|9999|NA|110|0|Exempt|3|1|1111|1111|1111||||Exempt|Exempt|Exempt|Exempt|Exempt|Exempt|Exempt|Exempt|E
xempt|Exempt|Exempt|1111|1111|1111|1111|Exempt|1111|1111|5-24|Exempt|1111|1111|1111|||||1111|1111|1111
2021|549300W4TWSN8U8TGD72|1|1|2|1|3|65000|1|TN|47111|47111970300|2|||||5|||||1|4|5|||||8|||||1|4|1|5|1|4|65-
74|Yes|9999|NA|39|0|Exempt|3|1|1111|1111|1111||||Exempt|Exempt|Exempt|Exempt|Exempt|Exempt|Exempt|Exempt|Ex
empt|Exempt|Exempt|1111|1111|1111|1111|Exempt|1111|1111|1|Exempt|1111|1111|1111|||||1111|1111|1111
2021|549300W4TWSN8U8TGD72|1|31|2|1|1|35000|4|TN|47111|47111970400|2|||||2|||||2|2|5|||||5|||||2|2|1|2|2|2|65-
74|Yes|65-
74|Yes|57|0|Exempt|3|1|1111|1111|1111||||Exempt|Exempt|Exempt|Exempt|Exempt|Exempt|Exempt|Exempt|Exempt|Exe
mpt|Exempt|1111|1111|1111|1111|Exempt|1111|1111|1|Exempt|1111|1111|1111|||||1111|1111|1111
2021|549300W4TWSN8U8TGD72|1|1|2|1|1|215000|3|TN|47169|47169090100|1|||||1|||||1|2|4|||||44|||||1|2|1|2|1|1|25-
34|No|25-
34|No|150|0|Exempt|3|1|1111|1111|1111||||Exempt|Exempt|Exempt|Exempt|Exempt|Exempt|Exempt|Exempt|Exempt|Exe
mpt|Exempt|1111|1111|1111|1111|Exempt|1111|1111|1|Exempt|1111|1111|1111|||||1111|1111|1111
2021|549300W4TWSN8U8TGD72|1|31|2|1|1|135000|4|TN|47111|47111970200|2|||||2|||||2|2|5|||||5|||||2|2|1|2|2|2|55-
64|No|55-
64|No|45|0|Exempt|3|1|1111|1111|1111||||Exempt|Exempt|Exempt|Exempt|Exempt|Exempt|Exempt|Exempt|Exempt|Exe
mpt|Exempt|1111|1111|1111|1111|Exempt|1111|1111|1|Exempt|1111|1111|1111|||||1111|1111|1111
2021|549300W4TWSN8U8TGD72|1|31|2|1|1|75000|4|TN|47165|47165020601|2|||||2|||||2|2|5|||||5|||||2|2|1|2|2|2|35-
44|No|55-
64|No|50|0|Exempt|3|1|1111|1111|1111||||Exempt|Exempt|Exempt|Exempt|Exempt|Exempt|Exempt|Exempt|Exempt|Exe
mpt|Exempt|1111|1111|1111|1111|Exempt|1111|1111|1|Exempt|1111|1111|1111|||||1111|1111|1111
2021|549300W4TWSN8U8TGD72|1|31|2|1|1|35000|3|TN|47027|47027955000|2|||||5|||||1|4|1|5||||8|||||1|4|2|5|1|4|45-
54|No|9999|NA|42|0|Exempt|3|1|1111|1111|1111||||Exempt|Exempt|Exempt|Exempt|Exempt|Exempt|Exempt|Exempt|Ex
empt|Exempt|Exempt|1111|1111|1111|1111|Exempt|1111|1111|1|Exempt|1111|1111|1111|||||1111|1111|1111

2021|549300W4TWSN8U8TGD72|1|1|2|1|1|245000|1|TN|47031|47031970500|2|||||2|||||2|2|2|||||2|||||2|2|1|2|2|2|35-
44|No|35-
44|No|104|0|Exempt|2|1|1111|1111|1111||||Exempt|Exempt|Exempt|Exempt|Exempt|Exempt|Exempt|Exempt|Exempt|Exe
mpt|Exempt|1111|1111|1111|1111|Exempt|1111|1111|1|Exempt|1111|1111|1111|||||1111|1111|1111
2021|549300W4TWSN8U8TGD72|1|1|2|1|1|145000|4|TN|47169|47169090100|1|11||||1|11||||2|2|5|||||5|||||2|2|1|2|2|2|45-
54|No|45-
54|No|53|0|Exempt|3|1|1111|1111|1111||||Exempt|Exempt|Exempt|Exempt|Exempt|Exempt|Exempt|Exempt|Exempt|Exe
mpt|Exempt|1111|1111|1111|1111|Exempt|1111|1111|2|Exempt|1111|1111|1111|||||1111|1111|1111
2021|549300W4TWSN8U8TGD72|1|31|2|1|1|225000|1|TN|47189|47189030904|2|||||2|||||1|1|5|||||5|||||1|1|1|2|1|1|35-
44|No|45-
54|No|84|0|Exempt|2|1|1111|1111|1111||||Exempt|Exempt|Exempt|Exempt|Exempt|Exempt|Exempt|Exempt|Exempt|Exe
mpt|Exempt|1111|1111|1111|1111|Exempt|1111|1111|1|Exempt|1111|1111|1111|||||1111|1111|1111
2021|549300W4TWSN8U8TGD72|1|1|2|1|3|305000|1|TN|47155|47155080901|2|||||5|||||2|4|5|||||8|||||2|4|1|5|2|4|65-
74|Yes|9999|NA|266|0|Exempt|3|1|1111|1111|1111||||Exempt|Exempt|Exempt|Exempt|Exempt|Exempt|Exempt|Exempt|E
xempt|Exempt|Exempt|1111|1111|1111|1111|Exempt|1111|1111|1|Exempt|1111|1111|1111|||||1111|1111|1111
2021|549300W4TWSN8U8TGD72|1|1|2|2|1|25000|4|TN|47027|47027955100|2|||||5|||||2|4|5|||||8|||||2|4|1|5|2|4|65-
74|Yes|9999|NA|47|0|Exempt|3|1|1111|1111|1111||||Exempt|Exempt|Exempt|Exempt|Exempt|Exempt|Exempt|Exempt|Ex
empt|Exempt|Exempt|1111|1111|1111|1111|Exempt|1111|1111|1|Exempt|1111|1111|1111|||||1111|1111|1111
2021|549300W4TWSN8U8TGD72|1|1|2|1|1|255000|1|TN|47041|47041920200|2|||||2|||||2|1|5|||||5|||||2|2|1|2|2|2|25-
34|No|25-
34|No|83|0|Exempt|2|1|1111|1111|1111||||Exempt|Exempt|Exempt|Exempt|Exempt|Exempt|Exempt|Exempt|Exempt|Exe
mpt|Exempt|1111|1111|1111|1111|Exempt|1111|1111|2|Exempt|1111|1111|1111|||||1111|1111|1111
2021|549300W4TWSN8U8TGD72|1|4|2|1|1|115000|1|TN|47041|47041920102|2|||||2|||||2|2|5|||||5|||||2|2|2|1|2|2|55-
64|Yes|55-
64|Yes|76|0|Exempt|2|1|1111|1111|1111||||Exempt|Exempt|Exempt|Exempt|Exempt|Exempt|Exempt|Exempt|Exempt|Exe
mpt|Exempt|1111|1111|1111|1111|Exempt|1111|1111|1|Exempt|1111|1111|1111|||||1111|1111|1111
2021|549300W4TWSN8U8TGD72|1|1|2|1|1|75000|3|TN|47087|47087960300|2|||||2|||||2|2|5|||||5|||||2|2|1|2|2|2|45-54|No|45-
54|No|60|0|Exempt|3|1|1111|1111|1111||||Exempt|Exempt|Exempt|Exempt|Exempt|Exempt|Exempt|Exempt|Exempt|Exe
mpt|Exempt|1111|1111|1111|1111|Exempt|1111|1111|1|Exempt|1111|1111|1111|||||1111|1111|1111
2021|549300W4TWSN8U8TGD72|1|1|2|1|1|45000|1|TN|47111|47111970200|1|11||||5|||||2|4|5|||||8|||||2|4|2|5|2|4|25-
34|No|9999|NA|32|0|Exempt|2|1|1111|1111|1111||||Exempt|Exempt|Exempt|Exempt|Exempt|Exempt|Exempt|Exempt|Ex
empt|Exempt|Exempt|1111|1111|1111|1111|Exempt|1111|1111|1|Exempt|1111|1111|1111|||||1111|1111|1111
2021|549300W4TWSN8U8TGD72|1|1|2|2|1|35000|1|TN|47165|47165020601|2|||||5|||||1|4|5|||||8|||||1|4|1|5|1|4|25-
34|No|9999|NA|35|0|Exempt|2|1|1111|1111|1111||||Exempt|Exempt|Exempt|Exempt|Exempt|Exempt|Exempt|Exempt|Ex
empt|Exempt|Exempt|1111|1111|1111|1111|Exempt|1111|1111|1|Exempt|1111|1111|1111|||||1111|1111|1111
2021|549300W4TWSN8U8TGD72|1|1|2|2|1|85000|1|TN|47111|47111970400|2|||||5|||||2|4|5|||||8|||||2|4|2|5|2|4|25-
34|No|9999|NA|42|0|Exempt|2|1|1111|1111|1111||||Exempt|Exempt|Exempt|Exempt|Exempt|Exempt|Exempt|Exempt|Ex
empt|Exempt|Exempt|1111|1111|1111|1111|Exempt|1111|1111|1|Exempt|1111|1111|1111|||||1111|1111|1111
2021|549300W4TWSN8U8TGD72|1|1|2|1|3|255000|1|TN|47111|47111970300|2|||||2|||||1|1|5|||||5|||||1|1|1|2|1|1|35-
44|No|35-
44|No|454|0|Exempt|3|1|1111|1111|1111||||Exempt|Exempt|Exempt|Exempt|Exempt|Exempt|Exempt|Exempt|Exempt|Exe
mpt|Exempt|1111|1111|1111|1111|Exempt|1111|1111|1|Exempt|1111|1111|1111|||||1111|1111|1111
2021|549300W4TWSN8U8TGD72|1|1|2|2|1|55000|4|TN|47111|47111970200|1|||||5|||||1|4|5|||||8|||||1|4|1|5|1|4|45-
54|No|9999|NA|21|0|Exempt|3|1|1111|1111|1111||||Exempt|Exempt|Exempt|Exempt|Exempt|Exempt|Exempt|Exempt|Ex
empt|Exempt|Exempt|1111|1111|1111|1111|Exempt|1111|1111|1|Exempt|1111|1111|1111|||||1111|1111|1111
2021|549300W4TWSN8U8TGD72|1|31|2|1|1|65000|4|TN|47111|47111970100|2|||||5|||||2|4|5|||||8|||||2|4|1|5|2|4|55-
64|No|9999|NA|47|0|Exempt|3|1|1111|1111|1111||||Exempt|Exempt|Exempt|Exempt|Exempt|Exempt|Exempt|Exempt|Ex
empt|Exempt|Exempt|1111|1111|1111|1111|Exempt|1111|1111|1|Exempt|1111|1111|1111|||||1111|1111|1111
2021|549300W4TWSN8U8TGD72|1|31|2|2|1|35000|3|TN|47027|47027955100|2|||||5|||||2|4|5|||||8|||||2|4|1|5|2|4|65-
74|Yes|9999|NA|47|0|Exempt|3|1|1111|1111|1111||||Exempt|Exempt|Exempt|Exempt|Exempt|Exempt|Exempt|Exempt|Ex
empt|Exempt|Exempt|1111|1111|1111|1111|Exempt|1111|1111|1|Exempt|1111|1111|1111|||||1111|1111|1111
2021|549300W4TWSN8U8TGD72|1|1|2|1|3|75000|1|TN|47111|47111970300|2|||||5|||||2|4|5|||||8|||||2|4|1|5|2|4|65-
74|Yes|9999|NA|287|0|Exempt|3|1|1111|1111|1111||||Exempt|Exempt|Exempt|Exempt|Exempt|Exempt|Exempt|Exempt|E
xempt|Exempt|Exempt|1111|1111|1111|1111|Exempt|1111|1111|1|Exempt|1111|1111|1111|||||1111|1111|1111

2021|549300W4TWSN8U8TGD72|1|1|2|1|3|75000|1|TN|47111|47111970300|2|||||5|||||2|4|5|||||8|||||2|4|1|5|2|4|65-
74|Yes|9999|NA|287|0|Exempt|3|1|1111|1111|1111||||Exempt|Exempt|Exempt|Exempt|Exempt|Exempt|Exempt|Exempt|E
xempt|Exempt|Exempt|1111|1111|1111|1111|Exempt|1111|1111|1|Exempt|1111|1111|1111|||||1111|1111|1111
2021|549300W4TWSN8U8TGD72|1|1|2|1|1|165000|1|TN|47165|47165020101|2|||||2|||||2|2|5|||||5|||||2|2|1|2|2|2|65-
74|Yes|65-
74|Yes|74|0|Exempt|2|1|1111|1111|1111||||Exempt|Exempt|Exempt|Exempt|Exempt|Exempt|Exempt|Exempt|Exempt|Exe
mpt|Exempt|1111|1111|1111|1111|Exempt|1111|1111|1|Exempt|1111|1111|1111|||||1111|1111|1111
2021|549300W4TWSN8U8TGD72|1|1|2|2|1|185000|3|TN|47165|47165020209|2|||||5|||||1|4|5|||||8|||||1|4|2|5|1|4|25-
34|No|9999|NA|36|0|Exempt|3|1|1111|1111|1111||||Exempt|Exempt|Exempt|Exempt|Exempt|Exempt|Exempt|Exempt|Ex
empt|Exempt|Exempt|1111|1111|1111|1111|Exempt|1111|1111|1|Exempt|1111|1111|1111|||||1111|1111|1111
2021|549300W4TWSN8U8TGD72|1|1|2|1|1|135000|1|TN|47015|47015960100|2|||||2|||||2|2|5|||||5|||||2|2|1|2|2|2|35-
44|No|35-
44|No|118|0|Exempt|2|1|1111|1111|1111||||Exempt|Exempt|Exempt|Exempt|Exempt|Exempt|Exempt|Exempt|Exempt|Exe
mpt|Exempt|1111|1111|1111|1111|Exempt|1111|1111|1|Exempt|1111|1111|1111|||||1111|1111|1111
2021|549300W4TWSN8U8TGD72|1|1|2|1|1|205000|1|TN|47159|47159975000|2|||||2|||||1|1|5|||||5|||||1|1|1|2|1|1|45-
54|No|35-
44|No|103|0|Exempt|2|1|1111|1111|1111||||Exempt|Exempt|Exempt|Exempt|Exempt|Exempt|Exempt|Exempt|Exempt|Exe
mpt|Exempt|1111|1111|1111|1111|Exempt|1111|1111|1|Exempt|1111|1111|1111|||||1111|1111|1111
2021|549300W4TWSN8U8TGD72|1|31|2|2|1|85000|3|TN|47111|47111970400|2|||||5|||||2|4|5|||||8|||||2|4|2|5|2|4|55-
64|No|9999|NA|38|0|Exempt|3|1|1111|1111|1111||||Exempt|Exempt|Exempt|Exempt|Exempt|Exempt|Exempt|Exempt|Ex
empt|Exempt|Exempt|1111|1111|1111|1111|Exempt|1111|1111|1|Exempt|1111|1111|1111|||||1111|1111|1111
2021|549300W4TWSN8U8TGD72|1|1|2|1|3|85000|1|KY|21171|21171930400|2|||||5|||||1|4|5|||||8|||||1|4|2|5|1|4|65-
74|Yes|9999|NA|90|0|Exempt|3|1|1111|1111|1111||||Exempt|Exempt|Exempt|Exempt|Exempt|Exempt|Exempt|Exempt|Ex
empt|Exempt|Exempt|1111|1111|1111|1111|Exempt|1111|1111|5-24|Exempt|1111|1111|1111|||||1111|1111|1111
2021|549300W4TWSN8U8TGD72|1|31|2|1|1|205000|1|TN|47051|47051960201|2|||||2|||||2|2|5|||||5|||||2|2|1|2|2|2|25-
34|No|25-
34|No|219|0|Exempt|2|1|1111|1111|1111||||Exempt|Exempt|Exempt|Exempt|Exempt|Exempt|Exempt|Exempt|Exempt|Exe
mpt|Exempt|1111|1111|1111|1111|Exempt|1111|1111|1|Exempt|1111|1111|1111|||||1111|1111|1111
2021|549300W4TWSN8U8TGD72|1|1|2|1|1|245000|1|TN|47031|47031971000|2|||||5|||||2|4|5|||||8|||||2|4|2|5|2|4|45-
54|No|9999|NA|34|0|Exempt|2|1|1111|1111|1111||||Exempt|Exempt|Exempt|Exempt|Exempt|Exempt|Exempt|Exempt|Ex
empt|Exempt|Exempt|1111|1111|1111|1111|Exempt|1111|1111|1|Exempt|1111|1111|1111|||||1111|1111|1111
2021|549300W4TWSN8U8TGD72|1|1|2|1|3|165000|1|TN|47159|47159975400|2|||||5|||||2|4|5|||||8|||||2|4|1|5|2|4|45-
54|No|9999|NA|1592|0|Exempt|3|1|1111|1111|1111||||Exempt|Exempt|Exempt|Exempt|Exempt|Exempt|Exempt|Exempt|
Exempt|Exempt|Exempt|1111|1111|1111|1111|Exempt|1111|1111|1|Exempt|1111|1111|1111|||||1111|1111|1111
2021|549300W4TWSN8U8TGD72|1|1|2|1|1|1255000|1|TN|47003|47003950300|2|||||2|||||2|2|5|||||5|||||2|2|1|2|2|2|55-
64|No|55-
64|No|653|0|Exempt|2|1|1111|1111|1111||||Exempt|Exempt|Exempt|Exempt|Exempt|Exempt|Exempt|Exempt|Exempt|Exe
mpt|Exempt|1111|1111|1111|1111|Exempt|1111|1111|1|Exempt|1111|1111|1111|||||1111|1111|1111
2021|549300W4TWSN8U8TGD72|1|31|2|1|1|125000|1|TN|47031|47031970900|2|||||5|||||2|4|5|||||8|||||2|4|1|5|2|4|45-
54|No|9999|NA|31|0|Exempt|2|1|1111|1111|1111||||Exempt|Exempt|Exempt|Exempt|Exempt|Exempt|Exempt|Exempt|Ex
empt|Exempt|Exempt|1111|1111|1111|1111|Exempt|1111|1111|1|Exempt|1111|1111|1111|||||1111|1111|1111
2021|549300W4TWSN8U8TGD72|1|31|2|1|1|15000|1|TN|47111|47111970200|2|||||2|||||2|2|5|||||5|||||2|2|2|1|2|2|25-
34|No|55-
64|No|55|0|Exempt|2|1|1111|1111|1111||||Exempt|Exempt|Exempt|Exempt|Exempt|Exempt|Exempt|Exempt|Exempt|Exe
mpt|Exempt|1111|1111|1111|1111|Exempt|1111|1111|1|Exempt|1111|1111|1111|||||1111|1111|1111
2021|549300W4TWSN8U8TGD72|1|31|2|1|1|55000|1|TN|47111|47111970300|2|||||5|||||2|4|5|||||8|||||2|4|2|5|2|4|65-
74|Yes|9999|NA|49|0|Exempt|2|1|1111|1111|1111||||Exempt|Exempt|Exempt|Exempt|Exempt|Exempt|Exempt|Exempt|Ex
empt|Exempt|Exempt|1111|1111|1111|1111|Exempt|1111|1111|1|Exempt|1111|1111|1111|||||1111|1111|1111
2021|549300W4TWSN8U8TGD72|1|1|2|1|3|55000|1|TN|47055|47055920200|2|||||5|||||1|4|5|||||8|||||1|4|1|5|1|4|25-
34|No|9999|NA|69|0|Exempt|3|1|1111|1111|1111||||Exempt|Exempt|Exempt|Exempt|Exempt|Exempt|Exempt|Exempt|Ex
empt|Exempt|Exempt|1111|1111|1111|1111|Exempt|1111|1111|5-24|Exempt|1111|1111|1111|||||1111|1111|1111
2021|549300W4TWSN8U8TGD72|1|1|2|1|3|1135000|1|KY|21141|21141960500|2|||||5|||||1|4|5|||||8|||||1|4|1|5|1|4|25-
34|No|9999|NA|359|0|Exempt|3|1|1111|1111|1111||||Exempt|Exempt|Exempt|Exempt|Exempt|Exempt|Exempt|Exempt|E
xempt|Exempt|Exempt|1111|1111|1111|1111|Exempt|1111|1111|4|Exempt|1111|1111|1111|||||1111|1111|1111

2021|549300W4TWSN8U8TGD72|1|1|2|1|1|85000|3|TN|47111|47111970300|2|||||2|||||2|2|5|||||5|||||2|2|2|1|2|2|55-64|No|55-
64|No|36|0|Exempt|3|1|1111|1111|1111||||Exempt|Exempt|Exempt|Exempt|Exempt|Exempt|Exempt|Exempt|Exempt|Exe
mpt|Exempt|1111|1111|1111|1111|Exempt|1111|1111|1|Exempt|1111|1111|1111|||||1111|1111|1111
2021|549300W4TWSN8U8TGD72|1|31|2|1|1|25000|1|TN|47111|47111970400|2|||||2|||||2|2|5|||||5|||||2|2|1|2|2|2|65-
74|Yes|65-
74|Yes|38|0|Exempt|2|1|1111|1111|1111||||Exempt|Exempt|Exempt|Exempt|Exempt|Exempt|Exempt|Exempt|Exempt|Exe
mpt|Exempt|1111|1111|1111|1111|Exempt|1111|1111|1|Exempt|1111|1111|1111|||||1111|1111|1111
2021|549300W4TWSN8U8TGD72|1|31|2|1|1|55000|1|TN|47111|47111970200|2|||||2|||||2|2|5|||||5|||||2|2|2|1|2|2|55-
64|No|45-
54|No|49|0|Exempt|2|1|1111|1111|1111||||Exempt|Exempt|Exempt|Exempt|Exempt|Exempt|Exempt|Exempt|Exempt|Exe
mpt|Exempt|1111|1111|1111|1111|Exempt|1111|1111|1|Exempt|1111|1111|1111|||||1111|1111|1111
2021|549300W4TWSN8U8TGD72|1|31|2|1|2|175000|1|FL|12101|12101030404|2|||||2|||||2|2|5|||||5|||||2|2|1|2|2|2|55-
64|No|55-
64|No|733|0|Exempt|2|1|1111|1111|1111||||Exempt|Exempt|Exempt|Exempt|Exempt|Exempt|Exempt|Exempt|Exempt|Exe
mpt|Exempt|1111|1111|1111|1111|Exempt|1111|1111|1|Exempt|1111|1111|1111|||||1111|1111|1111
2021|549300W4TWSN8U8TGD72|1|1|2|1|3|105000|1|TN|47165|47165021106|2|||||5|||||1|4|5|||||8|||||1|4|1|5|1|4|65-
74|Yes|9999|NA|302|0|Exempt|3|1|1111|1111|1111||||Exempt|Exempt|Exempt|Exempt|Exempt|Exempt|Exempt|Exempt|E
xempt|Exempt|Exempt|1111|1111|1111|1111|Exempt|1111|1111|1|Exempt|1111|1111|1111|||||1111|1111|1111
2021|549300W4TWSN8U8TGD72|1|31|2|1|3|105000|1|TN|47041|47041920200|2|||||2|||||2|2|5|||||5|||||2|2|1|2|2|2|45-
54|No|55-
64|No|66|0|Exempt|3|1|1111|1111|1111||||Exempt|Exempt|Exempt|Exempt|Exempt|Exempt|Exempt|Exempt|Exempt|Exe
mpt|Exempt|1111|1111|1111|1111|Exempt|1111|1111|1|Exempt|1111|1111|1111|||||1111|1111|1111
2021|549300W4TWSN8U8TGD72|1|31|2|1|1|45000|1|TN|47111|47111970200|1|||||1|||||2|2|5|||||5|||||2|2|1|2|2|2|35-
44|No|35-
44|No|70|0|Exempt|2|1|1111|1111|1111||||Exempt|Exempt|Exempt|Exempt|Exempt|Exempt|Exempt|Exempt|Exempt|Exe
mpt|Exempt|1111|1111|1111|1111|Exempt|1111|1111|1|Exempt|1111|1111|1111|||||1111|1111|1111
2021|549300W4TWSN8U8TGD72|1|1|2|1|1|305000|1|TN|47051|47051960201|2|||||5|||||2|4|5|||||8|||||2|4|1|5|2|4|>74|Yes|99
99|NA|83|0|Exempt|2|1|1111|1111|1111||||Exempt|Exempt|Exempt|Exempt|Exempt|Exempt|Exempt|Exempt|Exempt|Exe
mpt|Exempt|1111|1111|1111|1111|Exempt|1111|1111|1|Exempt|1111|1111|1111|||||1111|1111|1111
2021|549300W4TWSN8U8TGD72|1|31|2|1|3|405000|1|FL|12033|12033002500|2|||||2|||||2|2|5|||||5|||||2|2|1|1|2|2|45-
54|No|35-
44|No|2000|0|Exempt|3|1|1111|1111|1111||||Exempt|Exempt|Exempt|Exempt|Exempt|Exempt|Exempt|Exempt|Exempt|E
xempt|Exempt|1111|1111|1111|1111|Exempt|1111|1111|1|Exempt|1111|1111|1111|||||1111|1111|1111
2021|549300W4TWSN8U8TGD72|1|1|2|1|3|95000|1|TN|47165|47165021106|2|||||5|||||1|4|5|||||8|||||1|4|1|5|1|4|65-
74|Yes|9999|NA|302|0|Exempt|3|1|1111|1111|1111||||Exempt|Exempt|Exempt|Exempt|Exempt|Exempt|Exempt|Exempt|E
xempt|Exempt|Exempt|1111|1111|1111|1111|Exempt|1111|1111|1|Exempt|1111|1111|1111|||||1111|1111|1111
2021|549300W4TWSN8U8TGD72|1|31|2|1|1|1105000|4|TN|47003|47003950600|2|||||2|||||2|2|5|||||5|||||2|2|1|2|2|2|45-
54|No|45-
54|No|560|0|Exempt|3|1|1111|1111|1111||||Exempt|Exempt|Exempt|Exempt|Exempt|Exempt|Exempt|Exempt|Exempt|Exe
mpt|Exempt|1111|1111|1111|1111|Exempt|1111|1111|1|Exempt|1111|1111|1111|||||1111|1111|1111
2021|549300W4TWSN8U8TGD72|1|1|2|1|3|255000|1|TN|47027|47027955000|2|||||2|||||1|1|5|||||5|||||1|1|1|2|1|1|45-
54|No|45-
54|No|179|0|Exempt|3|1|1111|1111|1111||||Exempt|Exempt|Exempt|Exempt|Exempt|Exempt|Exempt|Exempt|Exempt|Exe
mpt|Exempt|1111|1111|1111|1111|Exempt|1111|1111|1|Exempt|1111|1111|1111|||||1111|1111|1111
2021|549300W4TWSN8U8TGD72|1|31|2|1|3|2205000|1|OK|40031|40031000200|2|||||2|||||1|1|5|||||5|||||1|1|1|2|1|1|55-
64|No|55-
64|No|NA|0|Exempt|3|1|1111|1111|1111||||Exempt|Exempt|Exempt|Exempt|Exempt|Exempt|Exempt|Exempt|Exempt|Exe
mpt|Exempt|1111|1111|1111|1111|Exempt|1111|1111|50-99|Exempt|1111|1111|1111|||||1111|1111|1111
2021|549300W4TWSN8U8TGD72|1|31|2|1|1|75000|1|TN|47041|47041920200|2|||||2|||||2|2|5|||||5|||||2|2|2|1|2|2|55-
64|Yes|25-
34|No|73|0|Exempt|2|1|1111|1111|1111||||Exempt|Exempt|Exempt|Exempt|Exempt|Exempt|Exempt|Exempt|Exempt|Exe
mpt|Exempt|1111|1111|1111|1111|Exempt|1111|1111|1|Exempt|1111|1111|1111|||||1111|1111|1111
2021|549300W4TWSN8U8TGD72|1|31|2|2|1|45000|1|TN|47041|47041920102|2|||||5|||||2|4|5|||||8|||||2|4|1|5|2|4|>74|Yes|99
99|NA|16|0|Exempt|2|1|1111|1111|1111||||Exempt|Exempt|Exempt|Exempt|Exempt|Exempt|Exempt|Exempt|Exempt|Exe

mpt|Exempt|1111|1111|1111|1111|Exempt|1111|1111|1|Exempt|1111|1111|1111|||||1111|1111|1111
2021|549300W4TWSN8U8TGD72|1|1|2|1|1|65000|1|TN|47111|47111970200|1|||||5|||||1|4|5|||||8|||||1|4|1|5|1|4|45-
54|No|9999|NA|26|0|Exempt|2|1|1111|1111|1111||||Exempt|Exempt|Exempt|Exempt|Exempt|Exempt|Exempt|Exempt|Ex
empt|Exempt|Exempt|1111|1111|1111|1111|Exempt|1111|1111|2|Exempt|1111|1111|1111|||||1111|1111|1111
2021|549300W4TWSN8U8TGD72|1|1|2|1|1|355000|1|TN|47111|47111970400|2|||||5|||||1|4|5|||||8|||||1|4|2|5|1|4|55-
64|No|9999|NA|102|0|Exempt|2|1|1111|1111|1111||||Exempt|Exempt|Exempt|Exempt|Exempt|Exempt|Exempt|Exempt|E
xempt|Exempt|Exempt|1111|1111|1111|1111|Exempt|1111|1111|1|Exempt|1111|1111|1111|||||1111|1111|1111
2021|549300W4TWSN8U8TGD72|1|2|2|1|1|75000|1|TN|47159|47159975000|2|||||2|||||1|1|5|||||5|||||1|1|1|2|1|1|35-44|No|35-
44|No|35|0|Exempt|2|1|1111|1111|1111||||Exempt|Exempt|Exempt|Exempt|Exempt|Exempt|Exempt|Exempt|Exempt|Exe
mpt|Exempt|1111|1111|1111|1111|Exempt|1111|1111|1|Exempt|1111|1111|1111|||||1111|1111|1111
2021|549300W4TWSN8U8TGD72|1|1|2|1|1|35000|1|TN|47087|47087960400|2|||||5|||||1|4|5|||||8|||||1|4|1|5|1|4|35-
44|No|9999|NA|29|0|Exempt|2|1|1111|1111|1111||||Exempt|Exempt|Exempt|Exempt|Exempt|Exempt|Exempt|Exempt|Ex
empt|Exempt|Exempt|1111|1111|1111|1111|Exempt|1111|1111|1|Exempt|1111|1111|1111|||||1111|1111|1111
2021|549300W4TWSN8U8TGD72|1|31|2|1|1|55000|1|TN|47165|47165020101|2|||||2|||||2|2|5|||||5|||||2|2|1|2|2|2|35-
44|No|35-
44|No|82|0|Exempt|2|1|1111|1111|1111||||Exempt|Exempt|Exempt|Exempt|Exempt|Exempt|Exempt|Exempt|Exempt|Exe
mpt|Exempt|1111|1111|1111|1111|Exempt|1111|1111|1|Exempt|1111|1111|1111|||||1111|1111|1111
2021|549300W4TWSN8U8TGD72|1|31|2|1|1|65000|1|TN|47111|47111970100|2|||||5|||||2|4|5|||||8|||||2|4|1|5|2|4|35-
44|No|9999|NA|33|0|Exempt|2|1|1111|1111|1111||||Exempt|Exempt|Exempt|Exempt|Exempt|Exempt|Exempt|Exempt|Ex
empt|Exempt|Exempt|1111|1111|1111|1111|Exempt|1111|1111|1|Exempt|1111|1111|1111|||||1111|1111|1111
2021|549300W4TWSN8U8TGD72|1|1|2|1|1|95000|1|TN|47165|47165020101|2|||||5|||||2|4|5|||||8|||||2|4|2|5|2|4|25-
34|No|9999|NA|45|0|Exempt|2|1|1111|1111|1111||||Exempt|Exempt|Exempt|Exempt|Exempt|Exempt|Exempt|Exempt|Ex
empt|Exempt|Exempt|1111|1111|1111|1111|Exempt|1111|1111|1|Exempt|1111|1111|1111|||||1111|1111|1111
2021|549300W4TWSN8U8TGD72|1|31|2|1|1|45000|1|TN|47111|47111970400|2|||||5|||||1|4|5|||||8|||||1|4|1|5|1|4|45-
54|No|9999|NA|28|0|Exempt|2|1|1111|1111|1111||||Exempt|Exempt|Exempt|Exempt|Exempt|Exempt|Exempt|Exempt|Ex
empt|Exempt|Exempt|1111|1111|1111|1111|Exempt|1111|1111|1|Exempt|1111|1111|1111|||||1111|1111|1111
2021|549300W4TWSN8U8TGD72|1|1|2|1|3|75000|1|TN|47087|47087960400|2|||||2|||||1|1|5|||||5|||||1|1|2|1|1|1|55-64|No|55-
64|No|41|0|Exempt|3|1|1111|1111|1111||||Exempt|Exempt|Exempt|Exempt|Exempt|Exempt|Exempt|Exempt|Exempt|Exe
mpt|Exempt|1111|1111|1111|1111|Exempt|1111|1111|1|Exempt|1111|1111|1111|||||1111|1111|1111
2021|549300W4TWSN8U8TGD72|1|1|2|2|1|125000|1|TN|47111|47111970200|11|||||11|||||2|2|5|||||5|||||2|2|1|2|2|2|25-
34|No|45-
54|No|69|0|Exempt|2|1|1111|1111|1111||||Exempt|Exempt|Exempt|Exempt|Exempt|Exempt|Exempt|Exempt|Exempt|Exe
mpt|Exempt|1111|1111|1111|1111|Exempt|1111|1111|1|Exempt|1111|1111|1111|||||1111|1111|1111
2021|549300W4TWSN8U8TGD72|1|31|2|1|1|35000|1|TN|47111|47111970300|2|||||5|||||1|4|5|||||8|||||1|4|1|5|1|4|55-
64|No|9999|NA|110|0|Exempt|2|1|1111|1111|1111||||Exempt|Exempt|Exempt|Exempt|Exempt|Exempt|Exempt|Exempt|E
xempt|Exempt|Exempt|1111|1111|1111|1111|Exempt|1111|1111|1|Exempt|1111|1111|1111|||||1111|1111|1111
2021|549300W4TWSN8U8TGD72|1|31|2|1|1|55000|1|TN|47111|47111970200|2|||||5|||||2|4|5|||||8|||||2|4|1|5|2|4|65-
74|Yes|9999|NA|26|0|Exempt|2|1|1111|1111|1111||||Exempt|Exempt|Exempt|Exempt|Exempt|Exempt|Exempt|Exempt|Ex
empt|Exempt|Exempt|1111|1111|1111|1111|Exempt|1111|1111|1|Exempt|1111|1111|1111|||||1111|1111|1111
2021|549300W4TWSN8U8TGD72|1|1|2|1|1|35000|4|TN|47111|47111970300|2|||||5|||||1|4|5|||||8|||||1|4|2|5|1|4|
<25|No|9999|NA|29|0|Exempt|3|1|1111|1111|1111||||Exempt|Exempt|Exempt|Exempt|Exempt|Exempt|Exempt|Exempt|E
xempt|Exempt|Exempt|1111|1111|1111|1111|Exempt|1111|1111|1|Exempt|1111|1111|1111|||||1111|1111|1111
2021|549300W4TWSN8U8TGD72|1|1|2|1|1|35000|3|TN|47165|47165020300|2|||||5|||||1|4|5|||||8|||||1|4|2|5|1|4|45-
54|No|9999|NA|40|0|Exempt|3|1|1111|1111|1111||||Exempt|Exempt|Exempt|Exempt|Exempt|Exempt|Exempt|Exempt|Ex
empt|Exempt|Exempt|1111|1111|1111|1111|Exempt|1111|1111|1|Exempt|1111|1111|1111|||||1111|1111|1111
2021|549300W4TWSN8U8TGD72|1|1|2|1|3|355000|1|TN|47165|47165020102|2|||||5|||||1|4|5|||||8|||||1|4|1|5|1|4|55-
64|No|9999|NA|158|0|Exempt|3|1|1111|1111|1111||||Exempt|Exempt|Exempt|Exempt|Exempt|Exempt|Exempt|Exempt|E
xempt|Exempt|Exempt|1111|1111|1111|1111|Exempt|1111|1111|1|Exempt|1111|1111|1111|||||1111|1111|1111
2021|549300W4TWSN8U8TGD72|1|2|2|1|1|35000|4|TN|47165|47165020601|2|||||5|||||2|4|5|||||8|||||2|4|2|5|2|4|55-
64|No|9999|NA|20|0|Exempt|3|1|1111|1111|1111||||Exempt|Exempt|Exempt|Exempt|Exempt|Exempt|Exempt|Exempt|Ex
empt|Exempt|Exempt|1111|1111|1111|1111|Exempt|1111|1111|1|Exempt|1111|1111|1111|||||1111|1111|1111
2021|549300W4TWSN8U8TGD72|1|1|2|1|1|75000|1|TN|47031|47031970100|2|||||2|||||1|1|5|||||5|||||1|1|1|2|1|1|55-
64|Yes|55-
64|Yes|42|0|Exempt|2|1|1111|1111|1111||||Exempt|Exempt|Exempt|Exempt|Exempt|Exempt|Exempt|Exempt|Exe

mpt|Exempt|1111|1111|1111|1111|Exempt|1111|1111|1|Exempt|1111|1111|1111|||||1111|1111|1111
2021|549300W4TWSN8U8TGD72|1|1|2|1|3|65000|1|TN|47031|47031970300|2|||||5|||||1|4|5|||||8|||||1|4|1|5|1|4|35-
44|No|9999|NA|15|0|Exempt|3|1|1111|1111|1111||||Exempt|Exempt|Exempt|Exempt|Exempt|Exempt|Exempt|Exempt|Ex
empt|Exempt|Exempt|1111|1111|1111|1111|Exempt|1111|1111|1|Exempt|1111|1111|1111|||||1111|1111|1111
2021|549300W4TWSN8U8TGD72|1|1|2|1|3|205000|1|TN|47149|47149040600|2|||||5|||||1|4|2|||||8|||||1|4|1|5|1|4|35-
44|No|9999|NA|106|0|Exempt|3|1|1111|1111|1111||||Exempt|Exempt|Exempt|Exempt|Exempt|Exempt|Exempt|Exempt|E
xempt|Exempt|Exempt|1111|1111|1111|1111|Exempt|1111|1111|1|Exempt|1111|1111|1111|||||1111|1111|1111
2021|549300W4TWSN8U8TGD72|1|1|2|1|2|185000|4|TN|47111|47111970300|1|||||1|||||2|2|5|||||5|||||2|2|1|2|2|2|35-
44|No|45-
54|No|73|0|Exempt|3|1|1111|1111|1111||||Exempt|Exempt|Exempt|Exempt|Exempt|Exempt|Exempt|Exempt|Exempt|Exe
mpt|Exempt|1111|1111|1111|1111|Exempt|1111|1111|1|Exempt|1111|1111|1111|||||1111|1111|1111
2021|549300W4TWSN8U8TGD72|1|1|2|1|3|75000|1|TN|47125|47125100900|2|||||5|||||2|4|5|||||8|||||2|4|1|5|2|4|35-
44|No|9999|NA|245|0|Exempt|3|1|1111|1111|1111||||Exempt|Exempt|Exempt|Exempt|Exempt|Exempt|Exempt|Exempt|E
xempt|Exempt|Exempt|1111|1111|1111|1111|Exempt|1111|1111|1|Exempt|1111|1111|1111|||||1111|1111|1111
2021|549300W4TWSN8U8TGD72|1|31|2|1|1|95000|1|TN|47003|47003950402|2|||||2|||||2|2|5|||||5|||||2|2|1|2|2|2|35-
44|No|25-
34|No|258|0|Exempt|2|1|1111|1111|1111||||Exempt|Exempt|Exempt|Exempt|Exempt|Exempt|Exempt|Exempt|Exempt|Exe
mpt|Exempt|1111|1111|1111|1111|Exempt|1111|1111|1|Exempt|1111|1111|1111|||||1111|1111|1111
2021|549300W4TWSN8U8TGD72|1|1|2|1|1|615000|1|GA|13089|13089020801|2|||||2|||||2|2|5|||||5|||||2|2|2|2|2|25-
34|No|25-
34|No|457|0|Exempt|2|1|1111|1111|1111||||Exempt|Exempt|Exempt|Exempt|Exempt|Exempt|Exempt|Exempt|Exempt|Exe
mpt|Exempt|1111|1111|1111|1111|Exempt|1111|1111|1|Exempt|1111|1111|1111|||||1111|1111|1111
2021|549300W4TWSN8U8TGD72|1|31|2|1|1|55000|1|TN|47031|47031970802|2|||||5|||||2|4|5|||||8|||||2|4|1|5|2|4|55-
64|No|9999|NA|29|0|Exempt|2|1|1111|1111|1111||||Exempt|Exempt|Exempt|Exempt|Exempt|Exempt|Exempt|Exempt|Ex
empt|Exempt|Exempt|1111|1111|1111|1111|Exempt|1111|1111|1|Exempt|1111|1111|1111|||||1111|1111|1111
2021|549300W4TWSN8U8TGD72|1|4|2|1|1|35000|1|TN|47015|47015960200|2|||||5|||||2|4|5|||||8|||||2|4|1|5|2|4|55-
64|No|9999|NA|31|0|Exempt|2|1|1111|1111|1111||||Exempt|Exempt|Exempt|Exempt|Exempt|Exempt|Exempt|Exempt|Ex
empt|Exempt|Exempt|1111|1111|1111|1111|Exempt|1111|1111|1|Exempt|1111|1111|1111|||||1111|1111|1111
2021|549300W4TWSN8U8TGD72|1|31|2|1|1|35000|1|TN|47111|47111970200|2|||||5|||||2|4|5|||||8|||||2|4|1|5|2|4|55-
64|Yes|9999|NA|17|0|Exempt|2|1|1111|1111|1111||||Exempt|Exempt|Exempt|Exempt|Exempt|Exempt|Exempt|Exempt|Ex
empt|Exempt|Exempt|1111|1111|1111|1111|Exempt|1111|1111|1|Exempt|1111|1111|1111|||||1111|1111|1111
2021|549300W4TWSN8U8TGD72|1|1|2|1|3|45000|4|TN|47165|47165020102|2|||||2|||||2|2|5|||||5|||||2|2|1|2|2|2|25-34|No|25-
34|No|60|0|Exempt|3|1|1111|1111|1111||||Exempt|Exempt|Exempt|Exempt|Exempt|Exempt|Exempt|Exempt|Exempt|Exe
mpt|Exempt|1111|1111|1111|1111|Exempt|1111|1111|1|Exempt|1111|1111|1111|||||1111|1111|1111
2021|549300W4TWSN8U8TGD72|1|1|2|2|1|115000|4|TN|47159|47159975000|2|||||5|||||2|4|5|||||8|||||2|4|2|5|2|4|35-
44|No|9999|NA|33|0|Exempt|3|1|1111|1111|1111||||Exempt|Exempt|Exempt|Exempt|Exempt|Exempt|Exempt|Exempt|Ex
empt|Exempt|Exempt|1111|1111|1111|1111|Exempt|1111|1111|1|Exempt|1111|1111|1111|||||1111|1111|1111
2021|549300W4TWSN8U8TGD72|1|31|2|1|1|165000|1|TN|47111|47111970200|2|||||5|||||1|4|5|||||8|||||1|4|1|5|1|4|25-
34|No|9999|NA|81|0|Exempt|2|1|1111|1111|1111||||Exempt|Exempt|Exempt|Exempt|Exempt|Exempt|Exempt|Exempt|Ex
empt|Exempt|Exempt|1111|1111|1111|1111|Exempt|1111|1111|1|Exempt|1111|1111|1111|||||1111|1111|1111
2021|549300W4TWSN8U8TGD72|1|31|2|1|1|195000|1|TN|47111|47111970300|2|||||5|||||2|4|5|||||8|||||2|4|1|5|2|4|65-
74|Yes|9999|NA|65|0|Exempt|2|1|1111|1111|1111||||Exempt|Exempt|Exempt|Exempt|Exempt|Exempt|Exempt|Exempt|Ex
empt|Exempt|Exempt|1111|1111|1111|1111|Exempt|1111|1111|1|Exempt|1111|1111|1111|||||1111|1111|1111
2021|549300W4TWSN8U8TGD72|1|31|2|1|1|75000|1|TN|47111|47111970400|2|||||2|||||1|1|5|||||5|||||1|1|1|2|1|1|45-
54|No|35-
44|No|38|0|Exempt|2|1|1111|1111|1111||||Exempt|Exempt|Exempt|Exempt|Exempt|Exempt|Exempt|Exempt|Exempt|Exe
mpt|Exempt|1111|1111|1111|1111|Exempt|1111|1111|1|Exempt|1111|1111|1111|||||1111|1111|1111
2021|549300W4TWSN8U8TGD72|1|31|2|1|1|205000|1|TN|47041|47041920101|2|||||5|||||1|4|5|||||8|||||1|4|2|5|1|4|45-
54|No|9999|NA|50|0|Exempt|2|1|1111|1111|1111||||Exempt|Exempt|Exempt|Exempt|Exempt|Exempt|Exempt|Exempt|Ex
empt|Exempt|Exempt|1111|1111|1111|1111|Exempt|1111|1111|1|Exempt|1111|1111|1111|||||1111|1111|1111
2021|549300W4TWSN8U8TGD72|1|1|2|1|3|25000|1|KY|21171|21171930200|2|||||2|||||2|2|5|||||5|||||2|2|1|1|2|2|<25|No|
<25|No|40|0|Exempt|3|1|1111|1111|1111||||Exempt|Exempt|Exempt|Exempt|Exempt|Exempt|Exempt|Exempt|Exempt|Ex
empt|Exempt|1111|1111|1111|1111|Exempt|1111|1111|1|Exempt|1111|1111|1111|||||1111|1111|1111
2021|549300W4TWSN8U8TGD72|1|1|2|1|1|135000|4|TN|47087|47087960300|2|||||2|||||1|1|5|||||5|||||1|1|1|2|1|1|25-

34|No|35-
44|No|82|0|Exempt|3|1|1111|1111|1111||||Exempt|Exempt|Exempt|Exempt|Exempt|Exempt|Exempt|Exempt|Exempt|Exe
mpt|Exempt|1111|1111|1111|1111|Exempt|1111|1111|1|Exempt|1111|1111|1111|||||1111|1111|1111
2021|549300W4TWSN8U8TGD72|1|1|2|1|3|105000|1|TN|47111|47111970300|2|||||2|||||2|2|5|||||5|||||2|2|1|2|2|2|35-
44|No|35-
44|No|377|0|Exempt|3|1|1111|1111|1111||||Exempt|Exempt|Exempt|Exempt|Exempt|Exempt|Exempt|Exempt|Exempt|Exe
mpt|Exempt|1111|1111|1111|1111|Exempt|1111|1111|1|Exempt|1111|1111|1111|||||1111|1111|1111
2021|549300W4TWSN8U8TGD72|1|1|2|1|1|105000|1|TN|47087|47087960100|2|||||2|||||2|2|5|||||5|||||2|2|1|2|2|2|45-
54|No|45-
54|No|183|0|Exempt|2|1|1111|1111|1111||||Exempt|Exempt|Exempt|Exempt|Exempt|Exempt|Exempt|Exempt|Exempt|Exe
mpt|Exempt|1111|1111|1111|1111|Exempt|1111|1111|1|Exempt|1111|1111|1111|||||1111|1111|1111
2021|549300W4TWSN8U8TGD72|1|1|2|1|3|175000|1|TN|47189|47189030600|2|||||2|||||2|2|5|||||5|||||2|2|1|2|2|2|25-
34|No|25-
34|No|248|0|Exempt|3|1|1111|1111|1111||||Exempt|Exempt|Exempt|Exempt|Exempt|Exempt|Exempt|Exempt|Exempt|Exe
mpt|Exempt|1111|1111|1111|1111|Exempt|1111|1111|1|Exempt|1111|1111|1111|||||1111|1111|1111
2021|549300W4TWSN8U8TGD72|1|1|2|1|3|145000|1|TN|47189|47189030600|2|||||2|||||2|2|5|||||5|||||2|2|1|2|2|2|25-
34|No|25-
34|No|284|0|Exempt|3|1|1111|1111|1111||||Exempt|Exempt|Exempt|Exempt|Exempt|Exempt|Exempt|Exempt|Exempt|Exe
mpt|Exempt|1111|1111|1111|1111|Exempt|1111|1111|1|Exempt|1111|1111|1111|||||1111|1111|1111
2021|549300W4TWSN8U8TGD72|1|31|2|1|3|225000|1|TN|47189|47189030101|2|||||5|||||2|4|5|||||8|||||2|4|1|5|2|4|35-
44|No|9999|NA|647|0|Exempt|3|1|1111|1111|1111||||Exempt|Exempt|Exempt|Exempt|Exempt|Exempt|Exempt|Exempt|E
xempt|Exempt|Exempt|1111|1111|1111|1111|Exempt|1111|1111|1|Exempt|1111|1111|1111|||||1111|1111|1111
2021|549300W4TWSN8U8TGD72|1|31|2|1|3|745000|1|TN|47111|47111970300|4|||||5|||||3|4|7|||||8|||||3|4|4|5|3|4|8888|NA|9
999|NA|NA|0|Exempt|3|1|1111|1111|1111||||Exempt|Exempt|Exempt|Exempt|Exempt|Exempt|Exempt|Exempt|Exempt|E
xempt|Exempt|1111|1111|1111|1111|Exempt|1111|1111|5-24|Exempt|1111|1111|1111|||||1111|1111|1111
2021|549300W4TWSN8U8TGD72|1|31|2|1|3|455000|1|TN|47169|47169090100|4|||||5|||||3|4|7|||||8|||||3|4|4|5|3|4|8888|NA|9
999|NA|NA|0|Exempt|3|1|1111|1111|1111||||Exempt|Exempt|Exempt|Exempt|Exempt|Exempt|Exempt|Exempt|Exempt|E
xempt|Exempt|1111|1111|1111|1111|Exempt|1111|1111|5-24|Exempt|1111|1111|1111|||||1111|1111|1111
2021|549300W4TWSN8U8TGD72|1|1|2|1|3|215000|1|KY|21067|21067002800|2|||||5|||||2|4|5|||||8|||||2|4|2|5|2|4|55-
64|No|9999|NA|NA|0|Exempt|3|1|1111|1111|1111||||Exempt|Exempt|Exempt|Exempt|Exempt|Exempt|Exempt|Exempt|E
xempt|Exempt|Exempt|1111|1111|1111|1111|Exempt|1111|1111|1|Exempt|1111|1111|1111|||||1111|1111|1111
2021|549300W4TWSN8U8TGD72|1|1|2|1|3|145000|1|TN|47027|47027955100|2|||||2|||||2|2|5|||||5|||||2|2|1|2|2|2|25-
34|No|25-
34|No|184|0|Exempt|3|1|1111|1111|1111||||Exempt|Exempt|Exempt|Exempt|Exempt|Exempt|Exempt|Exempt|Exempt|Exe
mpt|Exempt|1111|1111|1111|1111|Exempt|1111|1111|1|Exempt|1111|1111|1111|||||1111|1111|1111
2021|549300W4TWSN8U8TGD72|1|31|2|2|1|25000|1|TN|47111|47111970300|2|||||5|||||2|4|5|||||8|||||2|4|2|5|2|4|65-
74|Yes|9999|NA|22|0|Exempt|2|1|1111|1111|1111||||Exempt|Exempt|Exempt|Exempt|Exempt|Exempt|Exempt|Exempt|Ex
empt|Exempt|Exempt|1111|1111|1111|1111|Exempt|1111|1111|1|Exempt|1111|1111|1111|||||1111|1111|1111
2021|549300W4TWSN8U8TGD72|1|1|2|2|3|135000|1|TN|47111|47111970200|2|||||5|||||1|4|5|||||8|||||1|4|1|5|1|4|25-
34|No|9999|NA|87|0|Exempt|3|1|1111|1111|1111||||Exempt|Exempt|Exempt|Exempt|Exempt|Exempt|Exempt|Exempt|Ex
empt|Exempt|Exempt|1111|1111|1111|1111|Exempt|1111|1111|1|Exempt|1111|1111|1111|||||1111|1111|1111
2021|549300W4TWSN8U8TGD72|1|1|2|1|3|145000|1|KY|21003|21003920300|2|||||5|||||2|4|5|||||8|||||2|4|1|5|2|4|65-
74|Yes|9999|NA|73|0|Exempt|3|1|1111|1111|1111||||Exempt|Exempt|Exempt|Exempt|Exempt|Exempt|Exempt|Exempt|Ex
empt|Exempt|Exempt|1111|1111|1111|1111|Exempt|1111|1111|3|Exempt|1111|1111|1111|||||1111|1111|1111
2021|549300W4TWSN8U8TGD72|1|1|2|1|3|75000|1|TN|47051|47051960202|2|||||2|||||1|1|5|||||5|||||1|1|1|2|1|1|55-64|No|45-
54|No|198|0|Exempt|3|1|1111|1111|1111||||Exempt|Exempt|Exempt|Exempt|Exempt|Exempt|Exempt|Exempt|Exempt|Exe
mpt|Exempt|1111|1111|1111|1111|Exempt|1111|1111|1|Exempt|1111|1111|1111|||||1111|1111|1111
2021|549300W4TWSN8U8TGD72|1|1|2|2|3|85000|1|TN|47165|47165020603|2|||||2|||||2|2|5|||||5|||||2|2|1|2|2|2|25-34|No|25-
34|No|72|0|Exempt|3|1|1111|1111|1111||||Exempt|Exempt|Exempt|Exempt|Exempt|Exempt|Exempt|Exempt|Exempt|Exe
mpt|Exempt|1111|1111|1111|1111|Exempt|1111|1111|1|Exempt|1111|1111|1111|||||1111|1111|1111
2021|549300W4TWSN8U8TGD72|1|1|2|1|3|305000|1|TN|47021|47021070103|2|||||2|||||2|2|5|||||5|||||2|2|1|2|2|2|45-
54|No|55-
64|No|38|0|Exempt|3|1|1111|1111|1111||||Exempt|Exempt|Exempt|Exempt|Exempt|Exempt|Exempt|Exempt|Exempt|Exe
mpt|Exempt|1111|1111|1111|1111|Exempt|1111|1111|1|Exempt|1111|1111|1111|||||1111|1111|1111

2021|549300W4TWSN8U8TGD72|1|31|2|1|3|565000|1|TN|47031|47031971000|4|||||5|||||3|4|7|||||8|||||3|4|4|5|3|4|8888|NA|9999|NA|NA|0|Exempt|3|1|1111|1111|1111||||Exempt|Exempt|Exempt|Exempt|Exempt|Exempt|Exempt|Exempt|Exempt|Exempt|Exempt|1111|1111|1111|1111|Exempt|1111|1111|4|Exempt|1111|1111|1111|||||1111|1111|1111
2021|549300W4TWSN8U8TGD72|1|1|2|2|3|35000|1|TN|47041|47041920300|2|||||5|||||1|4|5|||||8|||||1|4|1|5|1|4|35-44|No|9999|NA|67|0|Exempt|3|1|1111|1111|1111||||Exempt|Exempt|Exempt|Exempt|Exempt|Exempt|Exempt|Exempt|Exempt|Exempt|Exempt|1111|1111|1111|1111|Exempt|1111|1111|1|Exempt|1111|1111|1111|||||1111|1111|1111
2021|549300W4TWSN8U8TGD72|1|1|2|1|3|55000|1|KY|21003|21003920100|2|||||5|||||2|4|5|||||8|||||2|4|1|5|2|4|35-44|No|9999|NA|34|0|Exempt|3|1|1111|1111|1111||||Exempt|Exempt|Exempt|Exempt|Exempt|Exempt|Exempt|Exempt|Exempt|Exempt|Exempt|1111|1111|1111|1111|Exempt|1111|1111|1|Exempt|1111|1111|1111|||||1111|1111|1111
2021|549300W4TWSN8U8TGD72|1|1|2|1|3|65000|1|TN|47041|47041920200|2|||||5|||||2|4|5|||||8|||||2|4|2|5|2|4|45-54|No|9999|NA|49|0|Exempt|3|1|1111|1111|1111||||Exempt|Exempt|Exempt|Exempt|Exempt|Exempt|Exempt|Exempt|Exempt|Exempt|Exempt|1111|1111|1111|1111|Exempt|1111|1111|1|Exempt|1111|1111|1111|||||1111|1111|1111
2021|549300W4TWSN8U8TGD72|1|1|2|1|3|105000|1|TN|47189|47189030600|2|||||2|||||1|1|5|||||5|||||1|1|1|2|1|1|>74|Yes|>74|Yes|116|0|Exempt|3|1|1111|1111|1111||||Exempt|Exempt|Exempt|Exempt|Exempt|Exempt|Exempt|Exempt|Exempt|Exempt|Exempt|1111|1111|1111|1111|Exempt|1111|1111|2|Exempt|1111|1111|1111|||||1111|1111|1111
2021|549300W4TWSN8U8TGD72|1|31|2|2|3|35000|1|TN|47165|47165020102|2|||||5|||||1|4|5|||||8|||||1|4|1|5|1|4|35-44|No|9999|NA|13|0|Exempt|3|1|1111|1111|1111||||Exempt|Exempt|Exempt|Exempt|Exempt|Exempt|Exempt|Exempt|Exempt|Exempt|Exempt|1111|1111|1111|1111|Exempt|1111|1111|1|Exempt|1111|1111|1111|||||1111|1111|1111
2021|549300W4TWSN8U8TGD72|1|1|2|2|3|75000|1|TN|47111|47111970400|2|||||5|||||1|4|5|||||8|||||1|4|1|5|1|4|25-34|No|9999|NA|5|0|Exempt|3|1|1111|1111|1111||||Exempt|Exempt|Exempt|Exempt|Exempt|Exempt|Exempt|Exempt|Exempt|Exempt|Exempt|1111|1111|1111|1111|Exempt|1111|1111|3|Exempt|1111|1111|1111|||||1111|1111|1111
2021|549300W4TWSN8U8TGD72|1|1|2|1|3|195000|1|TN|47165|47165020800|2|||||5|||||1|4|5|||||8|||||1|4|2|5|1|4|35-44|No|9999|NA|48|0|Exempt|3|1|1111|1111|1111||||Exempt|Exempt|Exempt|Exempt|Exempt|Exempt|Exempt|Exempt|Exempt|Exempt|Exempt|1111|1111|1111|1111|Exempt|1111|1111|2|Exempt|1111|1111|1111|||||1111|1111|1111
2021|549300W4TWSN8U8TGD72|1|1|2|1|3|185000|1|TN|47165|47165020800|2|||||5|||||1|4|5|||||8|||||1|4|2|5|1|4|35-44|No|9999|NA|48|0|Exempt|3|1|1111|1111|1111||||Exempt|Exempt|Exempt|Exempt|Exempt|Exempt|Exempt|Exempt|Exempt|Exempt|Exempt|1111|1111|1111|1111|Exempt|1111|1111|2|Exempt|1111|1111|1111|||||1111|1111|1111
2021|549300W4TWSN8U8TGD72|1|1|2|1|3|165000|1|TN|47165|47165020205|2|||||5|||||1|4|5|||||8|||||1|4|1|5|1|4|35-44|No|9999|NA|38|0|Exempt|3|1|1111|1111|1111||||Exempt|Exempt|Exempt|Exempt|Exempt|Exempt|Exempt|Exempt|Exempt|Exempt|Exempt|1111|1111|1111|1111|Exempt|1111|1111|1|Exempt|1111|1111|1111|||||1111|1111|1111
2021|549300W4TWSN8U8TGD72|1|1|2|1|3|705000|1|TN|47111|47111970200|4|||||5|||||3|4|7|||||8|||||3|4|4|5|3|4|8888|NA|9999|NA|NA|0|Exempt|3|1|1111|1111|1111||||Exempt|Exempt|Exempt|Exempt|Exempt|Exempt|Exempt|Exempt|Exempt|Exempt|Exempt|1111|1111|1111|1111|Exempt|1111|1111|5-24|Exempt|1111|1111|1111|||||1111|1111|1111
2021|549300W4TWSN8U8TGD72|1|1|2|1|3|195000|1|TN|47031|47031970802|2|||||5|||||1|4|5|||||8|||||1|4|1|5|1|4|65-74|Yes|9999|NA|278|0|Exempt|3|1|1111|1111|1111||||Exempt|Exempt|Exempt|Exempt|Exempt|Exempt|Exempt|Exempt|Exempt|Exempt|Exempt|1111|1111|1111|1111|Exempt|1111|1111|1|Exempt|1111|1111|1111|||||1111|1111|1111
2021|549300W4TWSN8U8TGD72|1|1|2|1|1|315000|4|TN|47031|47031971000|2|||||5|||||2|4|5|||||8|||||2|4|2|5|2|4|45-54|No|9999|NA|60|0|Exempt|3|1|1111|1111|1111||||Exempt|Exempt|Exempt|Exempt|Exempt|Exempt|Exempt|Exempt|Exempt|Exempt|Exempt|1111|1111|1111|1111|Exempt|1111|1111|1|Exempt|1111|1111|1111|||||1111|1111|1111
2021|549300W4TWSN8U8TGD72|1|1|2|1|3|125000|1|TN|47041|47041920200|2|||||5|||||2|4|5|||||8|||||2|4|1|5|2|4|55-64|No|9999|NA|59|0|Exempt|3|1|1111|1111|1111||||Exempt|Exempt|Exempt|Exempt|Exempt|Exempt|Exempt|Exempt|Exempt|Exempt|Exempt|1111|1111|1111|1111|Exempt|1111|1111|1|Exempt|1111|1111|1111|||||1111|1111|1111
2021|549300W4TWSN8U8TGD72|1|31|2|1|3|245000|1|TN|47037|47037015402|4|||||5|||||3|4|7|||||8|||||3|4|4|5|3|4|8888|NA|9999|NA|NA|0|Exempt|3|1|1111|1111|1111||||Exempt|Exempt|Exempt|Exempt|Exempt|Exempt|Exempt|Exempt|Exempt|Exempt|Exempt|1111|1111|1111|1111|Exempt|1111|1111|2|Exempt|1111|1111|1111|||||1111|1111|1111
2021|549300W4TWSN8U8TGD72|1|31|2|1|3|165000|1|TN|47037|47037015619|4|||||5|||||3|4|7|||||8|||||3|4|4|5|3|4|8888|NA|9999|NA|NA|0|Exempt|3|1|1111|1111|1111||||Exempt|Exempt|Exempt|Exempt|Exempt|Exempt|Exempt|Exempt|Exempt|Exempt|Exempt|1111|1111|1111|1111|Exempt|1111|1111|1|Exempt|1111|1111|1111|||||1111|1111|1111
2021|549300W4TWSN8U8TGD72|1|1|2|2|1|55000|3|TN|47165|47165020300|2|||||5|||||2|4|5|||||8|||||2|4|2|5|2|4|25-34|No|9999|NA|42|0|Exempt|3|1|1111|1111|1111||||Exempt|Exempt|Exempt|Exempt|Exempt|Exempt|Exempt|Exempt|Exempt|Exempt|Exempt|1111|1111|1111|1111|Exempt|1111|1111|1|Exempt|1111|1111|1111|||||1111|1111|1111